

NYSDOT's System of Engagement

*How they created a single,
shared, authoritative destination
for data and information*

Presenters:
Steve Wilcox
Stan Burns
John Guymon



**Department of
Transportation**

Presenters



Steve Wilcox

Director
Maintenance Program
Planning Bureau
NYSDOT



Stan Burns

Principal
Integrated Inventory

Fmr. Director
Asset Management
UDOT




John Guymon

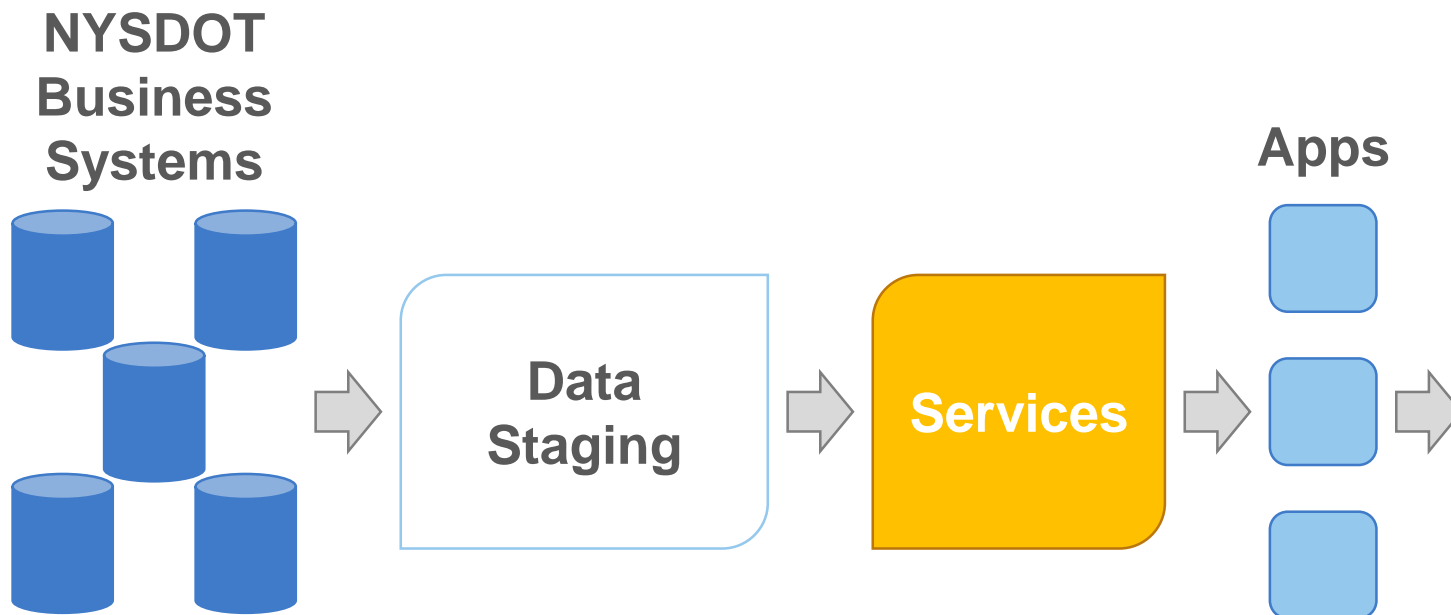
Co-founder/Evangelist
Numeric

Fmr. Data Design
Engineer
UDOT

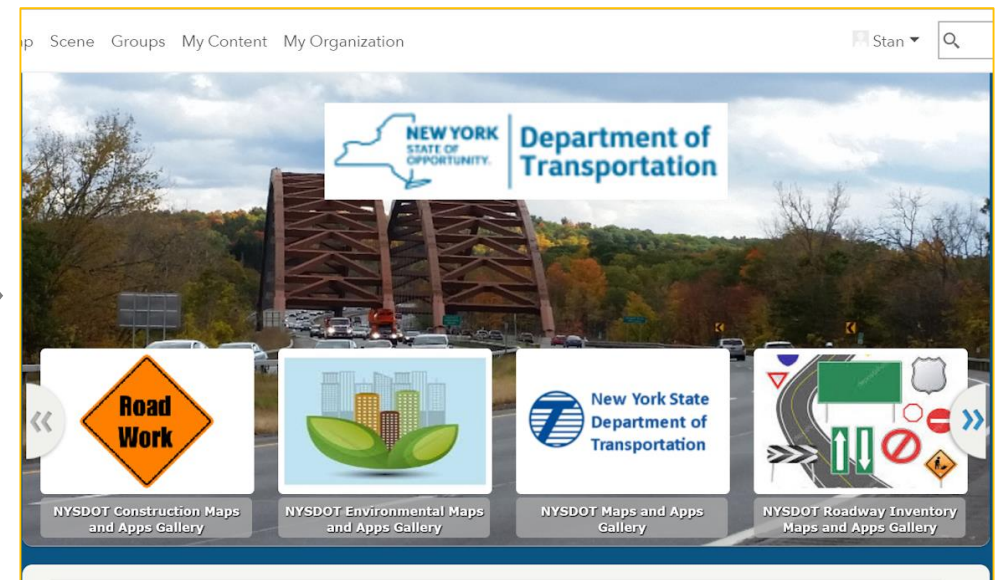
Challenges and Vision



1. Building an ecosystem for better engagement



Single Destination



2. Scoping the project

People & Processes

Pre-workshop Interviews

- Maintenance
- Environment
- Traffic & Safety
- Construction
- Design
- Materials
- Pavement
- ITS
- Planning
- Programming
- Roadway Inventory
- Asset Management

On-site Workshops

- Business & Technical Tracks
- 40 Different Group Meetings
- 72 Business Interviews
- 62 Technical Interviews

Programs

- Data staging
- Stand-up agency portal
- Prioritize 37 applications

3. Starting implementation w/ user stories

“What would you like to do that you can’t do currently?”

Winter Operation

Safety Viewer

Incident Response

Flood Response

Project Viewer

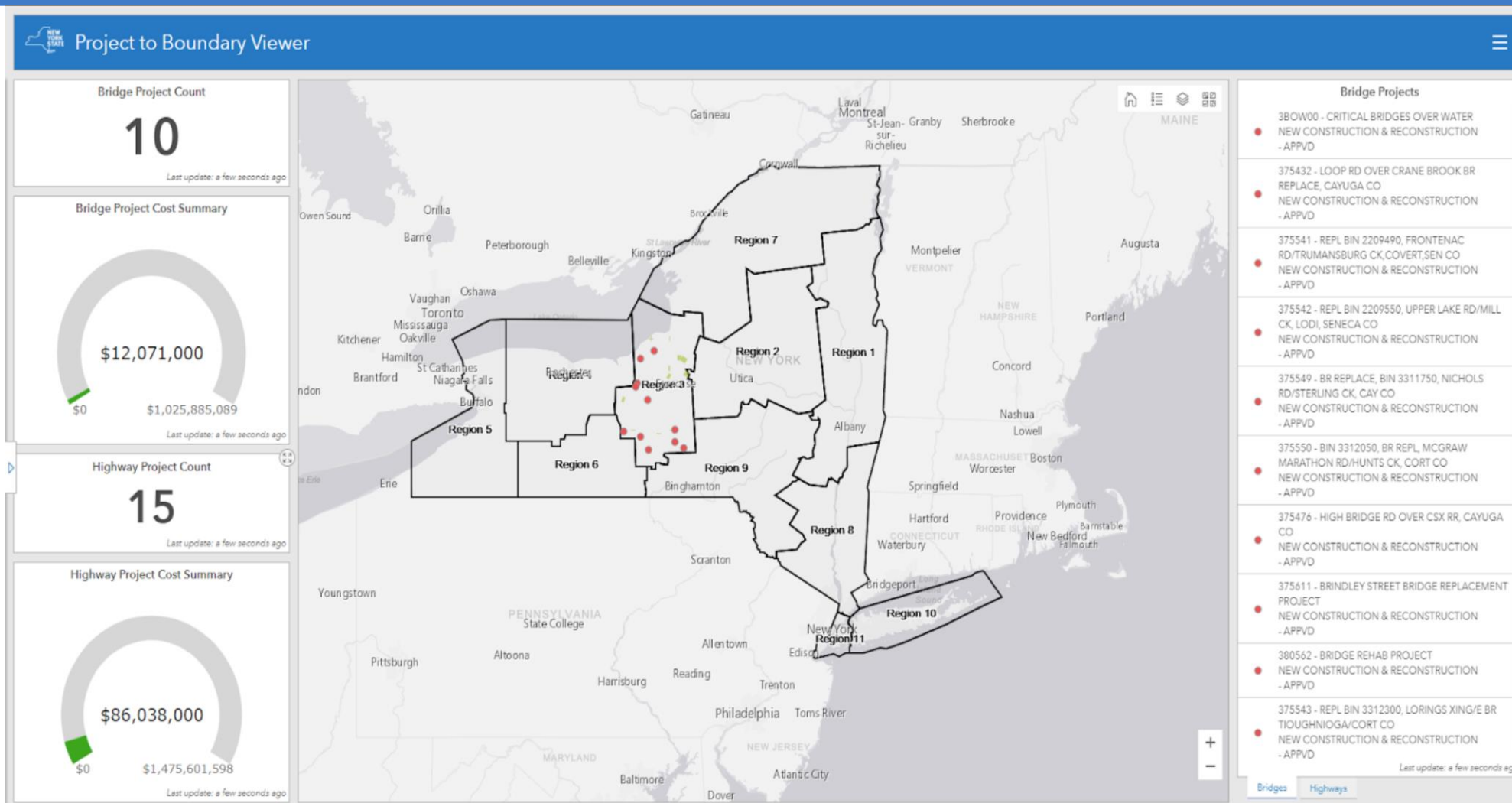
STIP Viewer

Surface Water
Screening

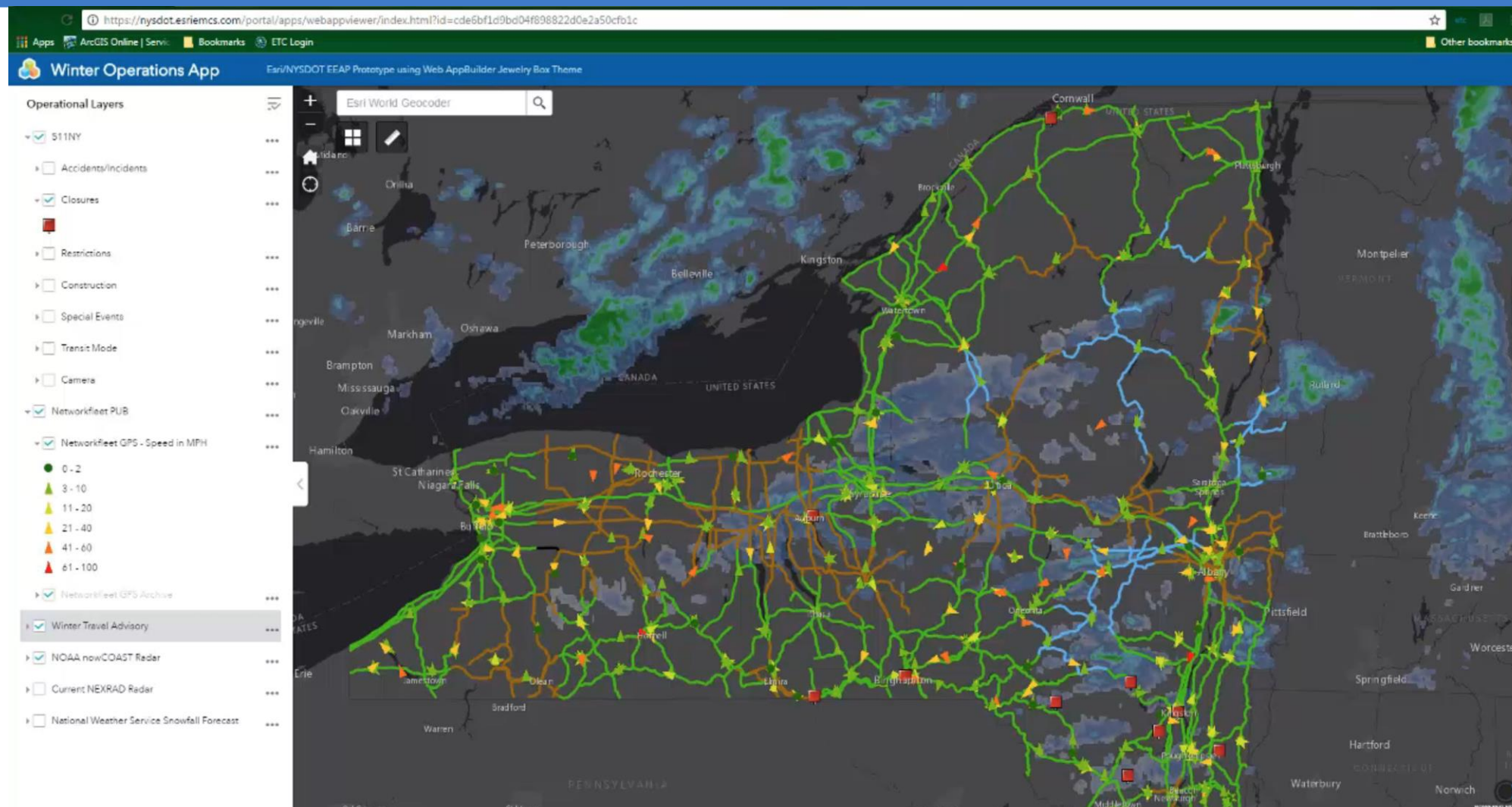
Pavement
Viewer

Bridge Data
Viewer

Ex: Project Viewer App



Ex: Winter Operations App



4. Setting the stage for more authoritative data

Goal: Create authoritative information

Perpetual cleansing

Real-time

Accessible anywhere

Easily modified

One-time setup

Easily maintained

7 business systems

ROW

Maintenance

Safety

Materials

Project

Finance

Asset

Lessons Learned

- **Champion the Change** – Vision, Stature & Allies
- **Discretionary Funding** – Prime the pump.
- **Prioritizing Projects** – Start with the most essential, foundational data.
- **Information** – 20% of data is used 80% of the time.
- **Visualization** – Map Displays
- **Windows of Opportunity** – They open and close.
- **Legacy** – Administrators come and go, but systems, policy, and strategy leave a long-lasting impact.
- **Paradigm Shift** – Freeing data from systems that only experts can use creates a new way of thinking about data.

Thanks!

To see a live demo of how NYSDOT is staging their data, visit the Numetric table.

Steve Wilcox: steve.wilcox@dot.ny.gov

John Guymon: john@numetric.com

Stan Burns: sburns@integratedinventory@gmail.com



**Department of
Transportation**