

The following graphs show the altitude, speed, and thrust profiles of the new departure procedures generated during this project. The title of each graph indicates the AEDT ANP aircraft type, the name of the target altitude profile that was generated to match the broader set of radar data (see Section 3.2.7), and the percentage of the difference between the associated aircraft's minimum and maximum weight that is represented by the associated STANDARD procedure weight. For reference, it also shows the standard departure altitude profile, as well as the raw and simplified target altitudes. Additionally, the maximum calibrated air speed defined by the associated STANDARD procedure and the altitude at which the associated STANDARD procedure transitions from takeoff thrust to climb thrust are also included. All of the new departure procedures transition from takeoff thrust to climb thrust at the same altitude as the associated STANDARD procedure.

- StdX - Gray solid lines with dots represent the output altitude profile for the standard procedure, where "X" represents stage length.

- Simple Targets - Black squares represent the simplified target altitudes.

- Raw Targets - Gray circles represent the target altitudes.

- StdThr,StdWgt;FitAlt - Blue solid lines with dots represent the output altitude profile of the new procedure.

- T-Y,C-Y,StdWgt:FitAlt - Blue dashed lines with dots represent the output altitude profile of the new procedure using flexible thrust and standard weight, where "Y" represents the percentage of thrust de-rate.

- T-Y,C-Y,W+Z%:FitAlt - Blue dotted lines with dots represent the output altitude profile of the new procedure using flexible thrust and flexible weight, where "Y" represents the percentage of thrust de-rate; and "Z" represents the percentage of the difference between the minimum and maximum possible values of the aircraft weight.

- StdThr,StdWgt:FitSpd - Red solid lines with dots represent the output speed profile of the new procedure.

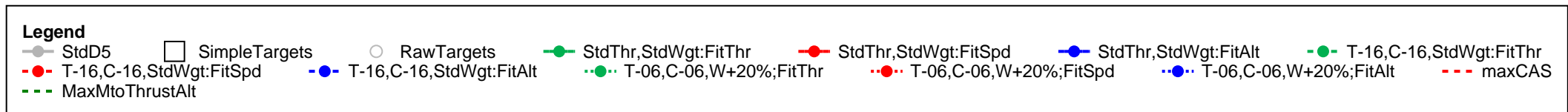
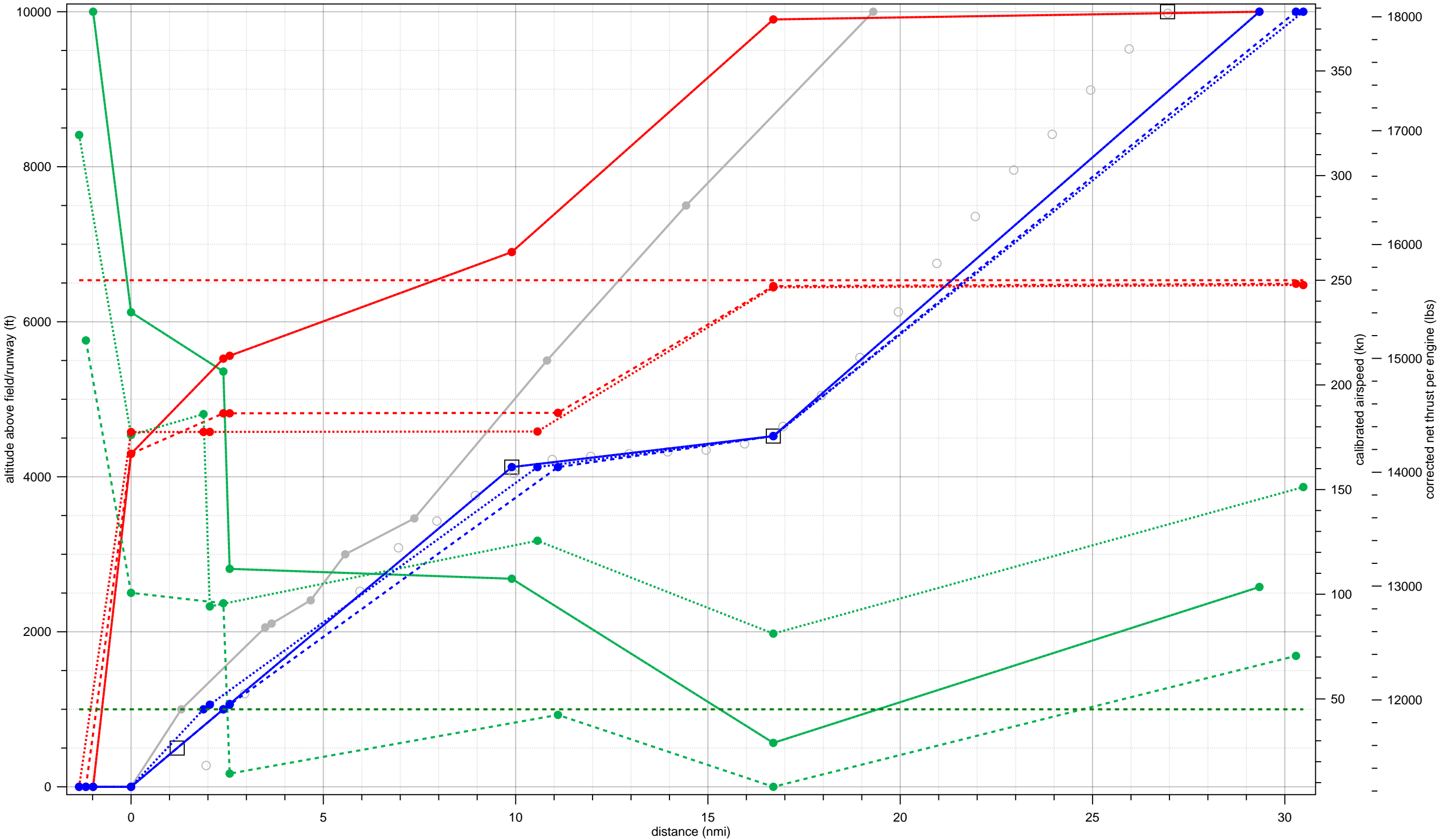
- T-Y,C-Y,StdWgt:FitSpd - Red dashed lines with dots represent the output speed profile of the new procedure using flexible thrust and standard weight, where "Y" represents the percentage of thrust de-rate.

- T-Y,C-Y,W+Z%:FitSpd - Red dotted lines with dots represent the output speed profile of the new procedure using flexible thrust and flexible weight, where "Y" represents the percentage of thrust de-rate; and "Z" represents the percentage of the difference between the minimum and maximum possible values of the aircraft weight.

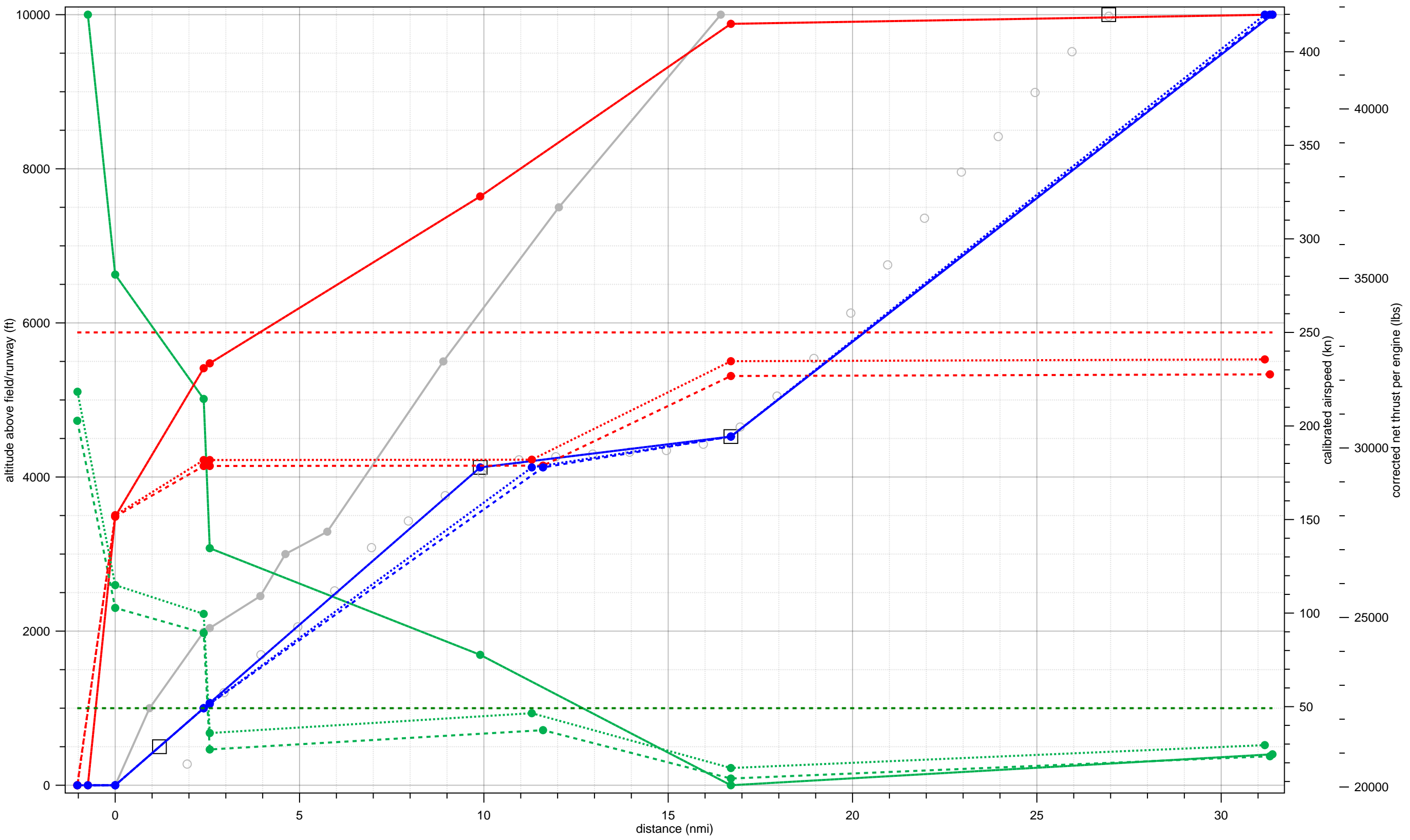
- StdThr,StdWgt:FitThr - Green solid lines with dots represent the output thrust profile of the new procedure.

- T-Y,C-Y,StdWgt:FitThr - Green dashed lines with dots represent the output thrust profile of the new procedure using flexible thrust and standard weight, where “Y” represents the percentage of thrust de-rate.
- T-Y,C-Y,W+Z%:FitThr - Green dotted lines with dots represent the output thrust profile of the new procedure using flexible thrust and flexible weight, where “Y” represents the percentage of thrust de-rate; and “Z” represents the percentage of the difference between the minimum and maximum possible values of the aircraft weight.
- - - maxCas - Red dashed lines represent the maximum calibrated air speed defined in the associated STANDARD procedure.
- ■ ■ MaxMtoThrustAlt - Green dashed lines represent the altitude at which all of the procedures (STANDARD and new) transition between takeoff thrust and climb thrust.

707QN fit to 37-D-B763-HJ-5-4000-3to9-9to18 (Standard Weight = 75%)

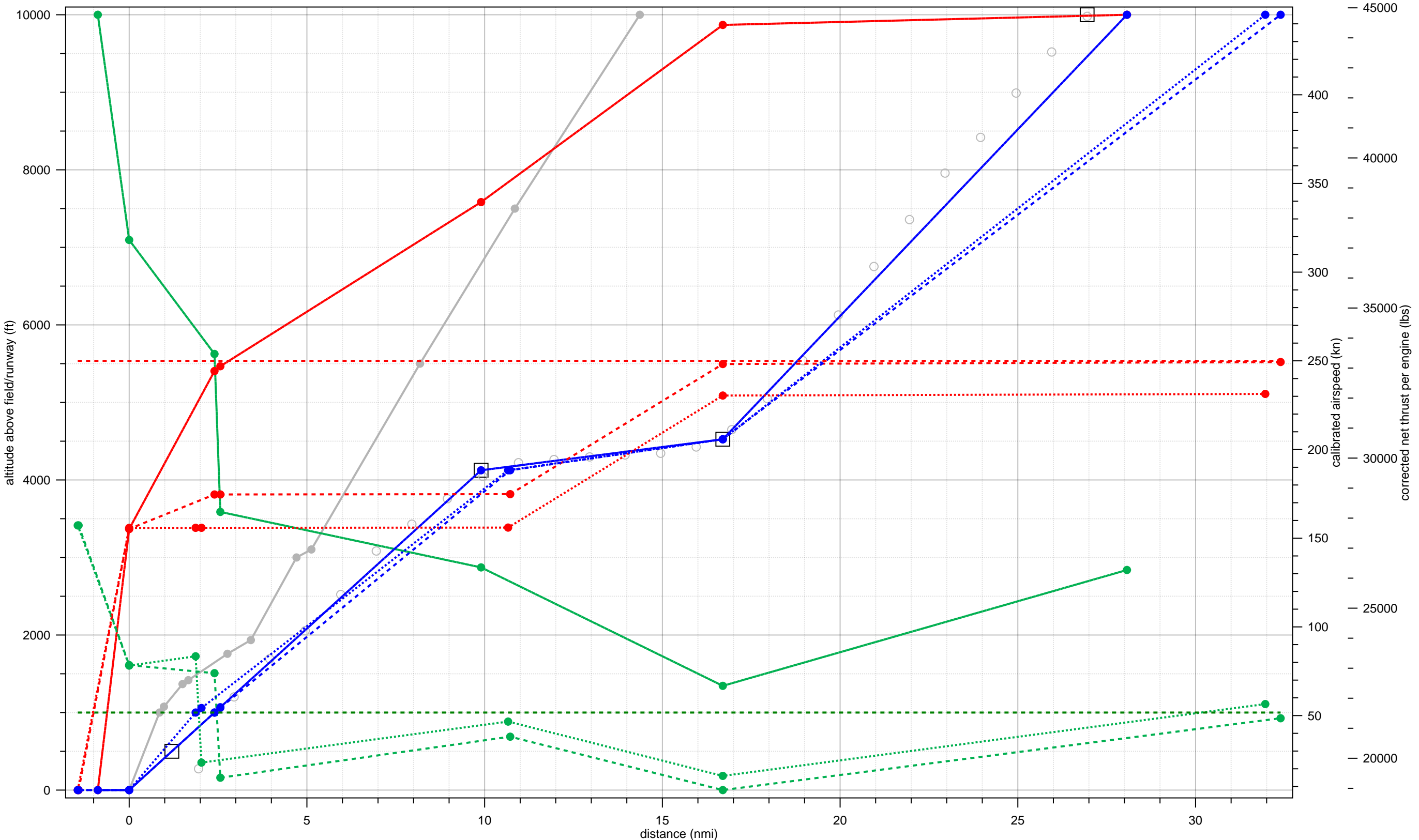


747SP fit to 37-D-B763-HJ-5-4000-3to9-9to18 (Standard Weight = 42%)



Legend											
—●— StdD5	□ SimpleTargets	○ RawTargets	—●— StdThr,StdWgt:FitThr	—●— StdThr,StdWgt:FitSpd	—●— StdThr,StdWgt:FitAlt	—●— T-28,C-28,StdWgt:FitThr	—●— T-26,C-26,W+2%;FitThr	—●— T-26,C-26,W+2%;FitSpd	—●— T-26,C-26,W+2%;FitAlt	—●— maxCAS	—●— MaxMtoThrustAlt

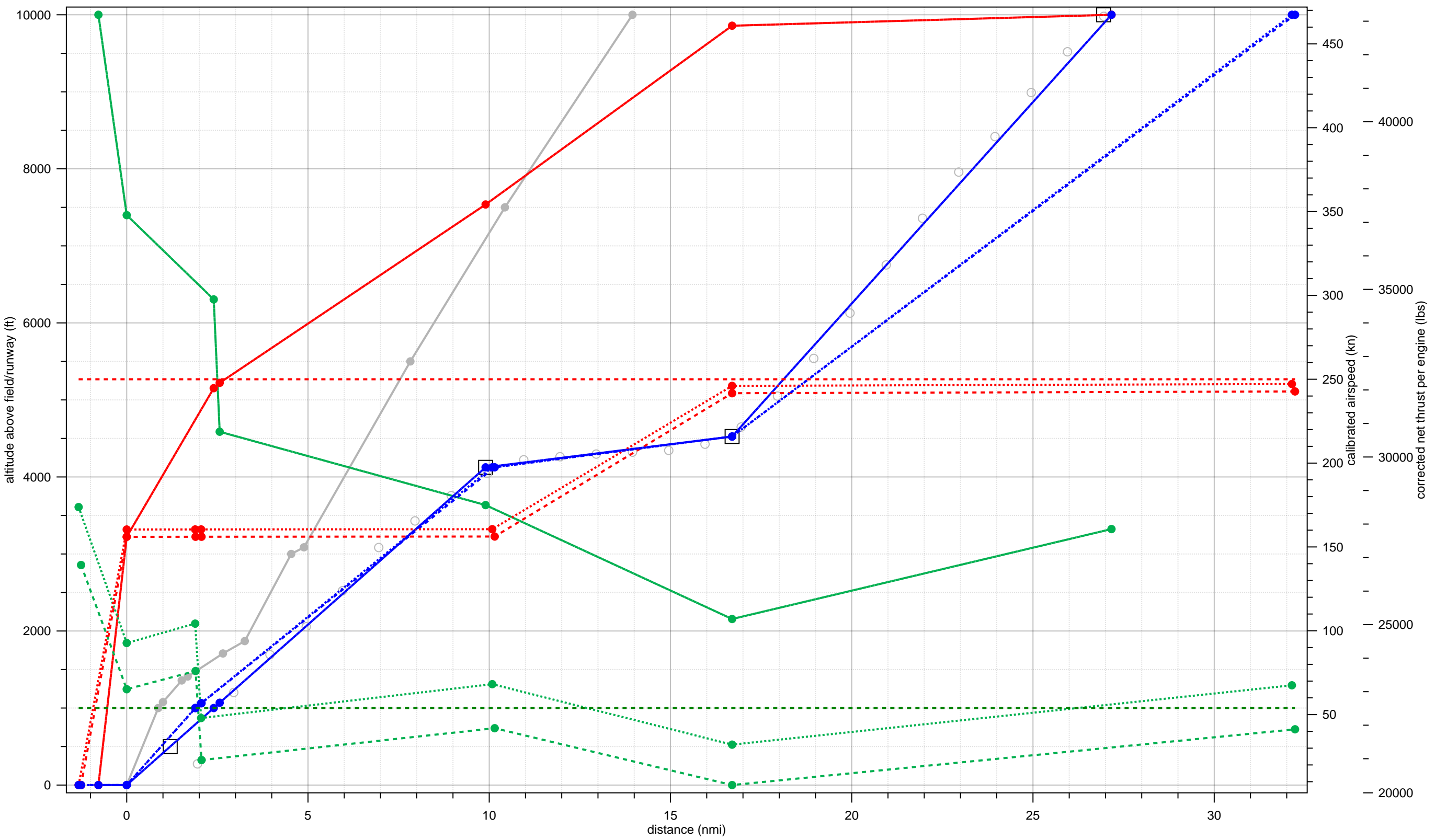
767CF6 fit to 37-D-B763-HJ-5-4000-3to9-9to18 (Standard Weight = 74%)



Legend

- StdD5 (Grey solid line with circles)
- SimpleTargets (White square)
- RawTargets (White circle)
- StdThr, StdWgt: FitThr (Green solid line with circles)
- StdThr, StdWgt: FitSpd (Red solid line with circles)
- StdThr, StdWgt: FitAlt (Blue solid line with circles)
- T-38, C-38, StdWgt: FitThr (Green dashed line with circles)
- T-38, C-38, StdWgt: FitSpd (Red dashed line with circles)
- T-38, C-38, StdWgt: FitAlt (Blue dashed line with circles)
- T-38, C-38, W+2%; FitThr (Green dotted line with circles)
- T-38, C-38, W+2%; FitSpd (Red dotted line with circles)
- T-38, C-38, W+2%; FitAlt (Blue dotted line with circles)
- maxCAS (Red dash-dot line)
- MaxMtoThrustAlt (Green dash-dot line)

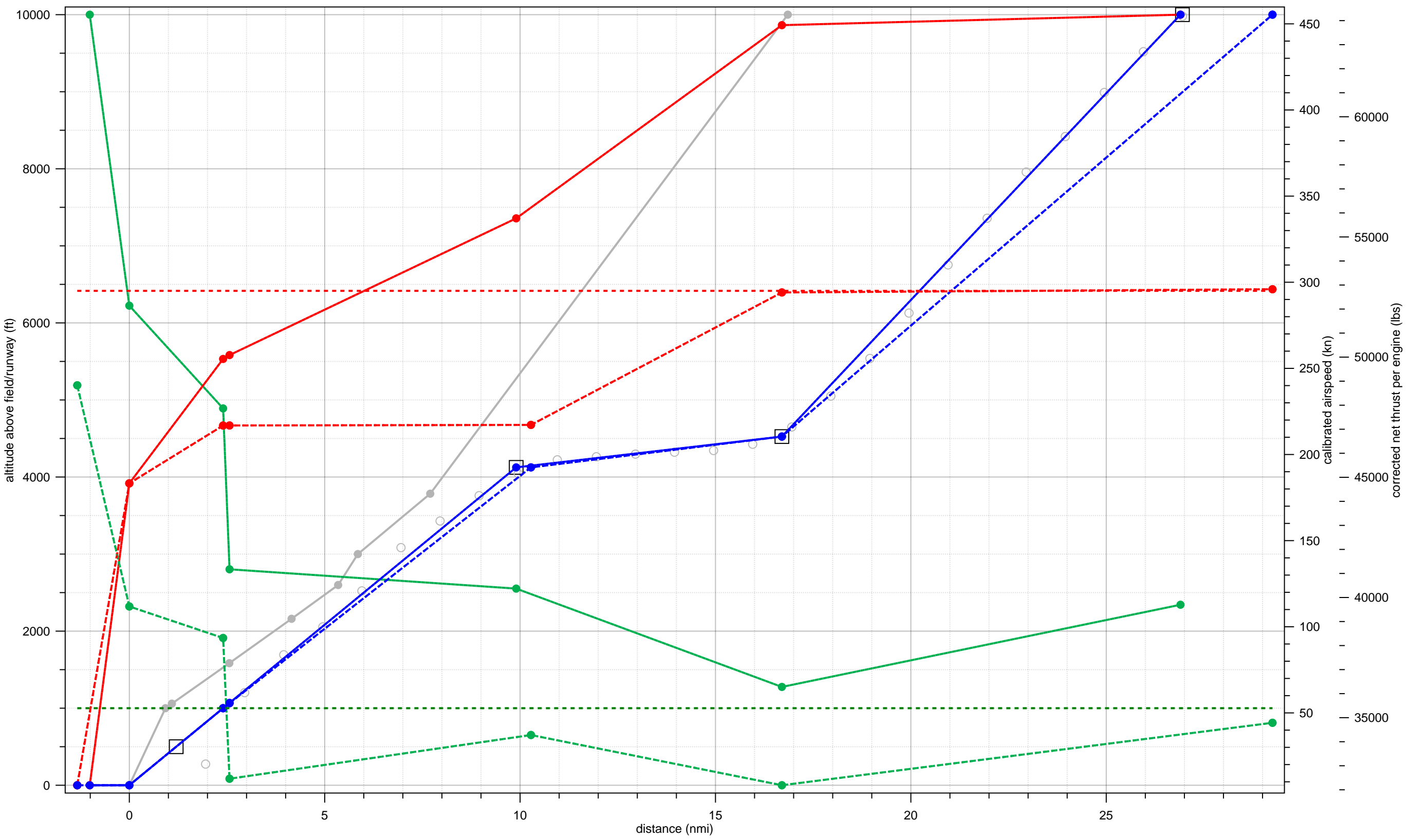
767JT9 fit to 37-D-B763-HJ-5-4000-3to9-9to18 (Standard Weight = 60%)



Legend

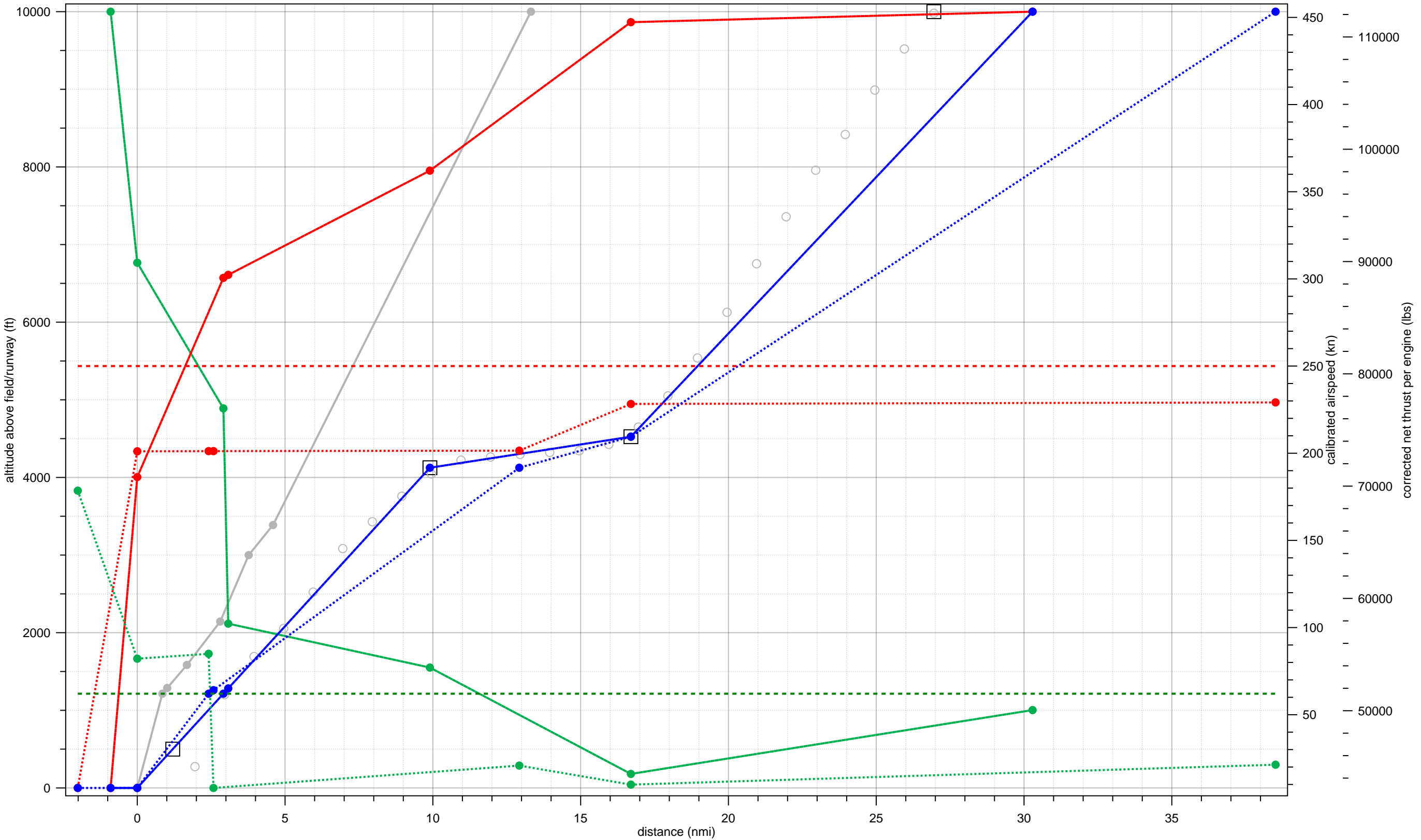
- StdD5 (Grey line with circles)
- SimpleTargets (Open square)
- RawTargets (Open circle)
- StdThr, StdWgt: FitThr (Solid green line with circles)
- StdThr, StdWgt: FitSpd (Solid red line with circles)
- StdThr, StdWgt: FitAlt (Solid blue line with circles)
- T-38, C-38, StdWgt: FitThr (Dotted green line with circles)
- T-38, C-38, StdWgt: FitSpd (Dotted red line with circles)
- T-38, C-38, StdWgt: FitAlt (Dotted blue line with circles)
- T-34, C-34, W+10%; FitThr (Dotted green line with circles)
- T-34, C-34, W+10%; FitSpd (Dotted red line with circles)
- T-34, C-34, W+10%; FitAlt (Dotted blue line with circles)
- MaxMtoThrustAlt (Dashed green line)
- maxCAS (Dashed red line)

7478 fit to 37-D-B763-HJ-5-4000-3to9-9to18 (Standard Weight = 67%)



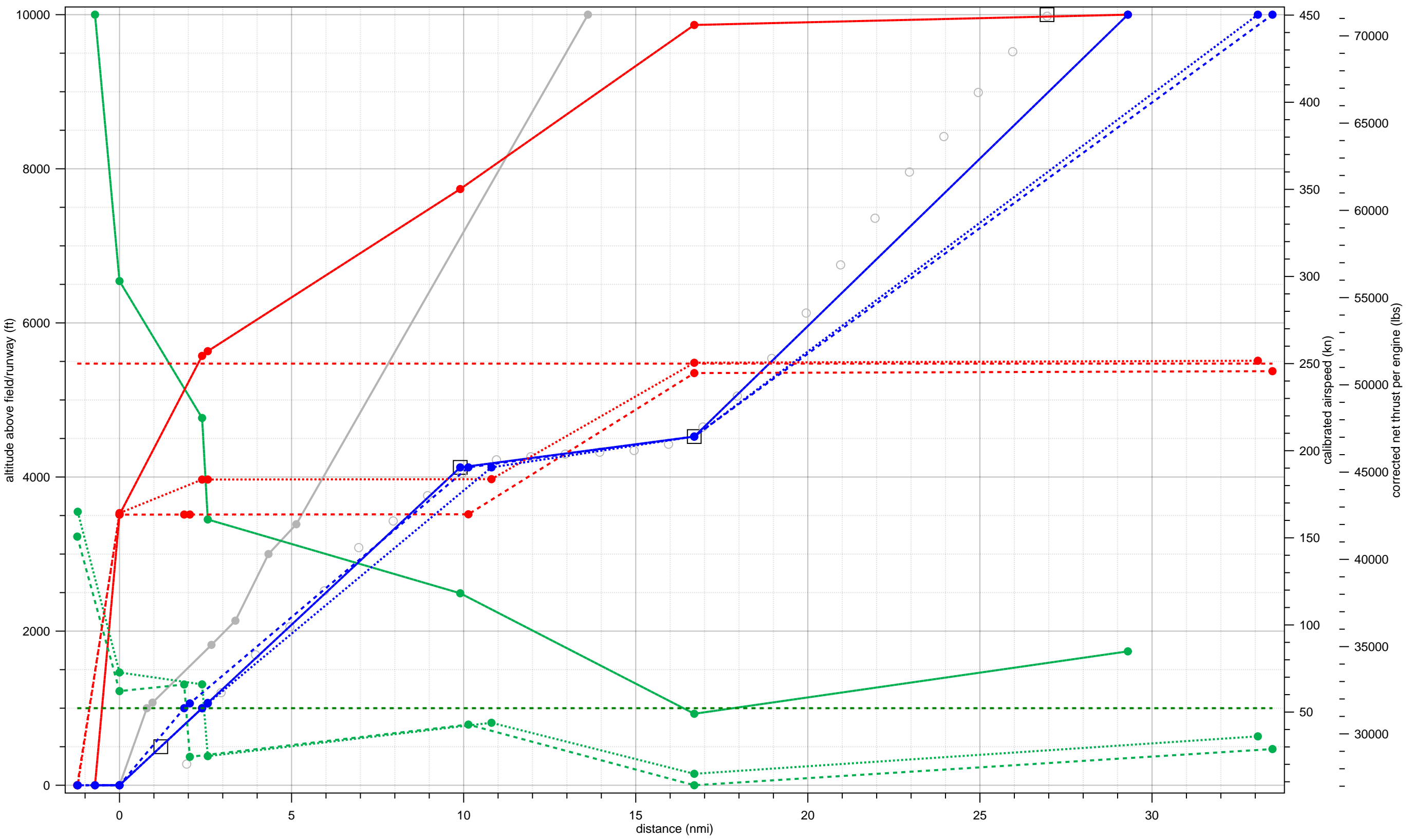
Legend											
StdD5	SimpleTargets	RawTargets	StdThr,StdWgt:FitThr	StdThr,StdWgt:FitSpd	StdThr,StdWgt:FitAlt	T-24,C-24,StdWgt:FitThr	T-24,C-24,W+0%;FitThr	T-24,C-24,W+0%;FitSpd	T-24,C-24,W+0%;FitAlt	maxCAS	MaxMtoThrustAlt

7773ER fit to 37-D-B763-HJ-5-4000-3to9-9to18 (Standard Weight = 57%)



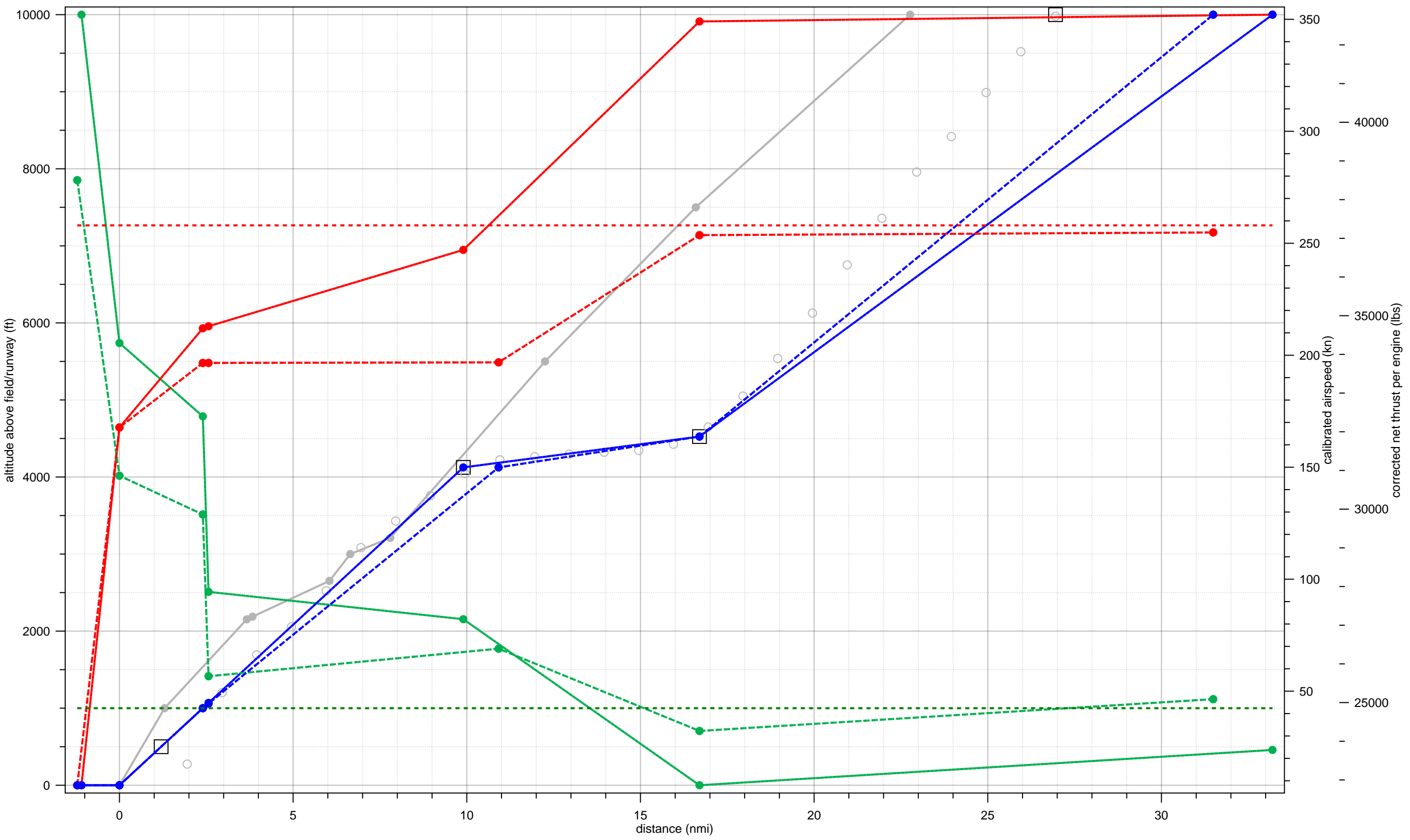
Legend						
StdD5	SimpleTargets	RawTargets	StdThr,StdWgt:FitThr	StdThr,StdWgt:FitSpd	StdThr,StdWgt:FitAlt	T-38,C-38,W+25%;FitThr
T-38,C-38,W+25%;FitSpd	T-38,C-38,W+25%;FitAlt	maxCAS	MaxMtoThrustAlt			

7878R fit to 37-D-B763-HJ-5-4000-3to9-9to18 (Standard Weight = 62%)



Legend													
StdD5	SimpleTargets	RawTargets	StdThr,StdWgt:FitThr	StdThr,StdWgt:FitSpd	StdThr,StdWgt:FitAlt	T-42,C-42,StdWgt:FitThr	T-40,C-40,W+2%;FitThr	T-42,C-42,StdWgt:FitSpd	T-40,C-40,W+2%;FitSpd	T-42,C-42,StdWgt:FitAlt	T-40,C-40,W+2%;FitAlt	maxCAS	MaxMtoThrustAlt

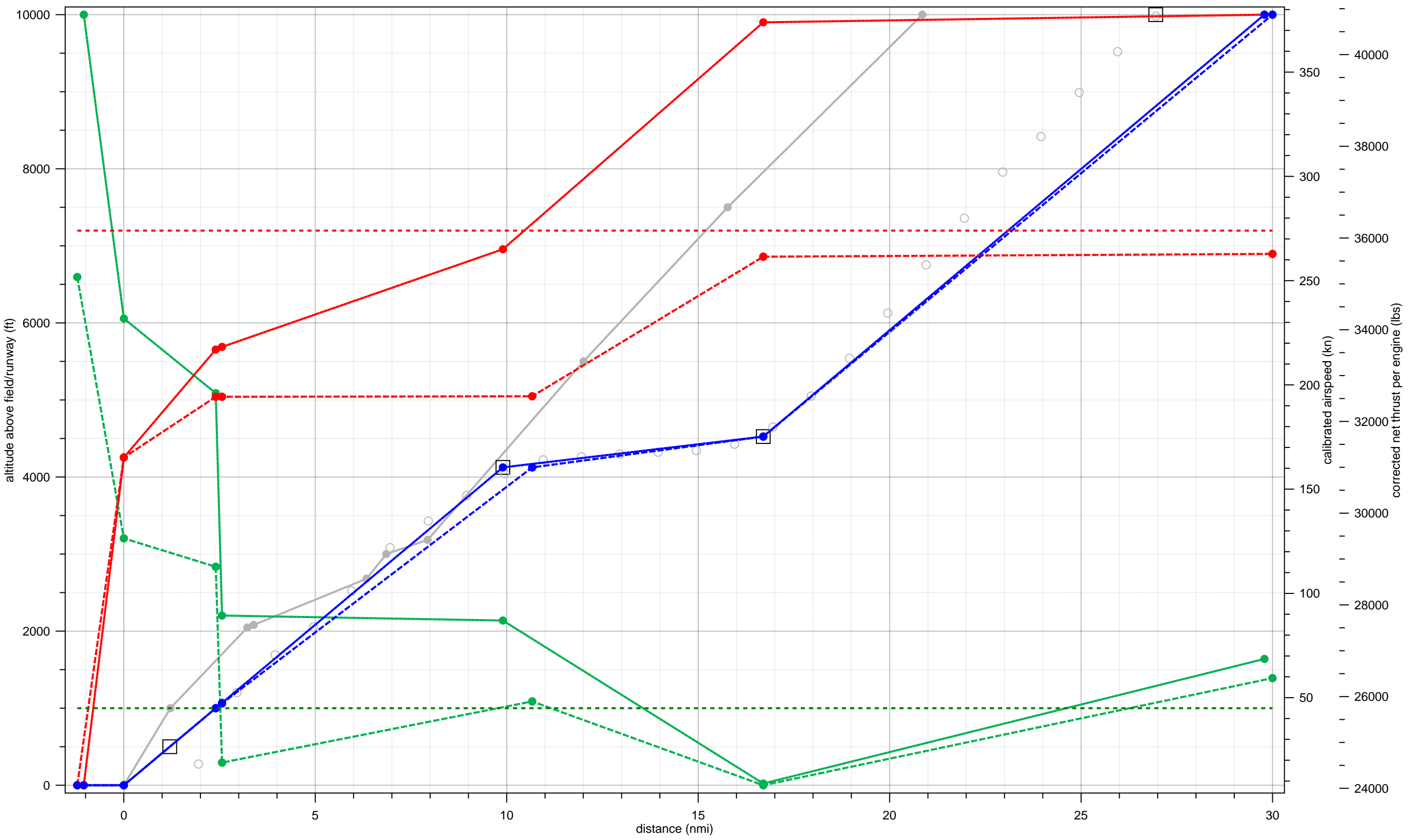
74710Q fit to 37-D-B763-HJ-5-4000-3to9-9to18 (Standard Weight = 69%)



Legend

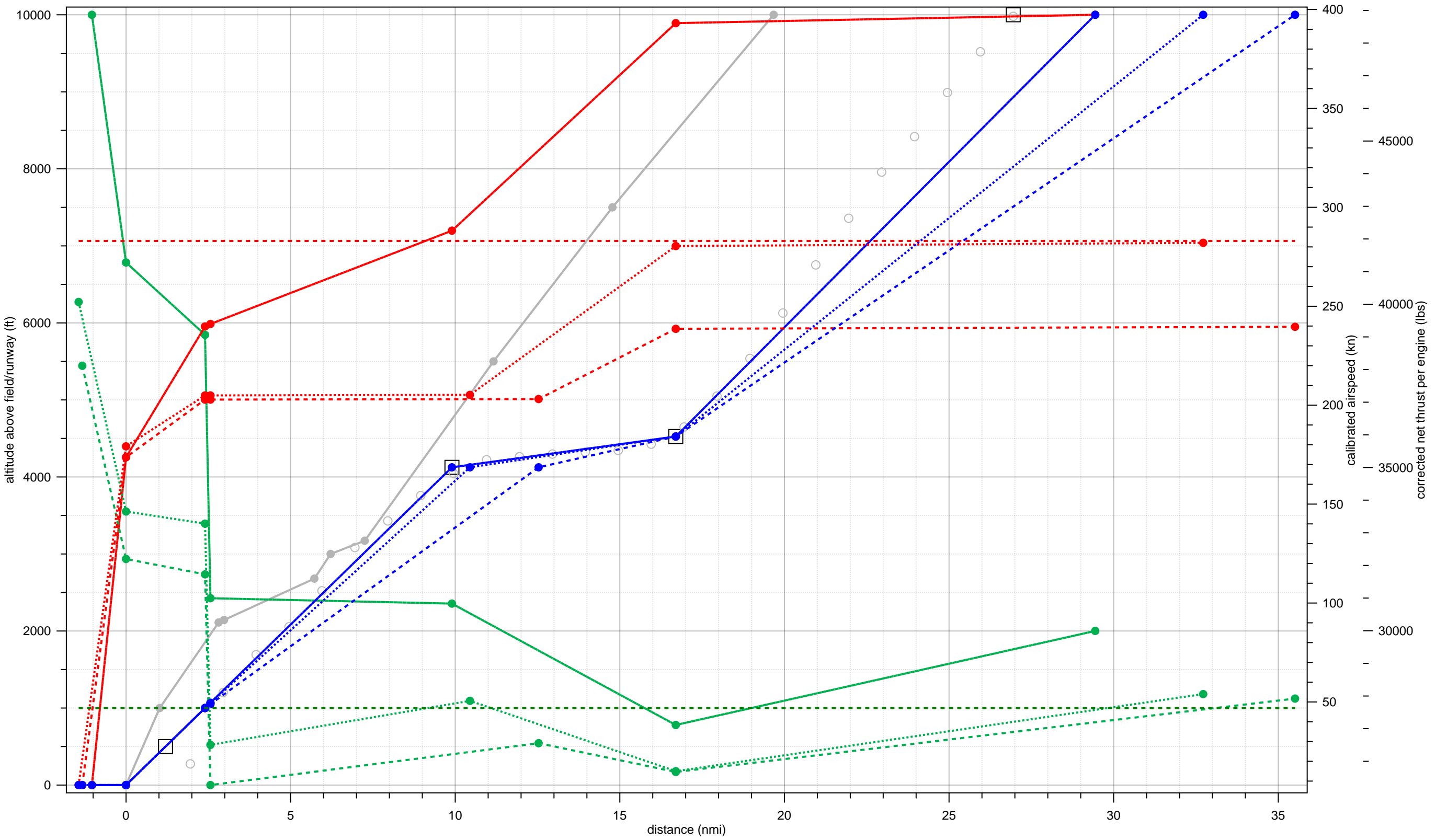
- StdD5 (Grey line with circles)
- SimpleTargets (White square)
- RawTargets (White circle)
- StdThr,StdWgt:FitThr (Solid green line with circles)
- StdThr,StdWgt:FitSpd (Solid red line with circles)
- StdThr,StdWgt:FitAlt (Solid blue line with circles)
- T-10,C-10,StdWgt:FitThr (Dashed green line with circles)
- T-10,C-10,W+0%;FitThr (Dotted green line with circles)
- T-10,C-10,W+0%;FitSpd (Dotted red line with circles)
- T-10,C-10,W+0%;FitAlt (Dotted blue line with circles)
- maxCAS (Dashed red line)
- MaxMtoThrustAlt (Dashed green line)

74720A fit to 37-D-B763-HJ-5-4000-3to9-9to18 (Standard Weight = 57%)



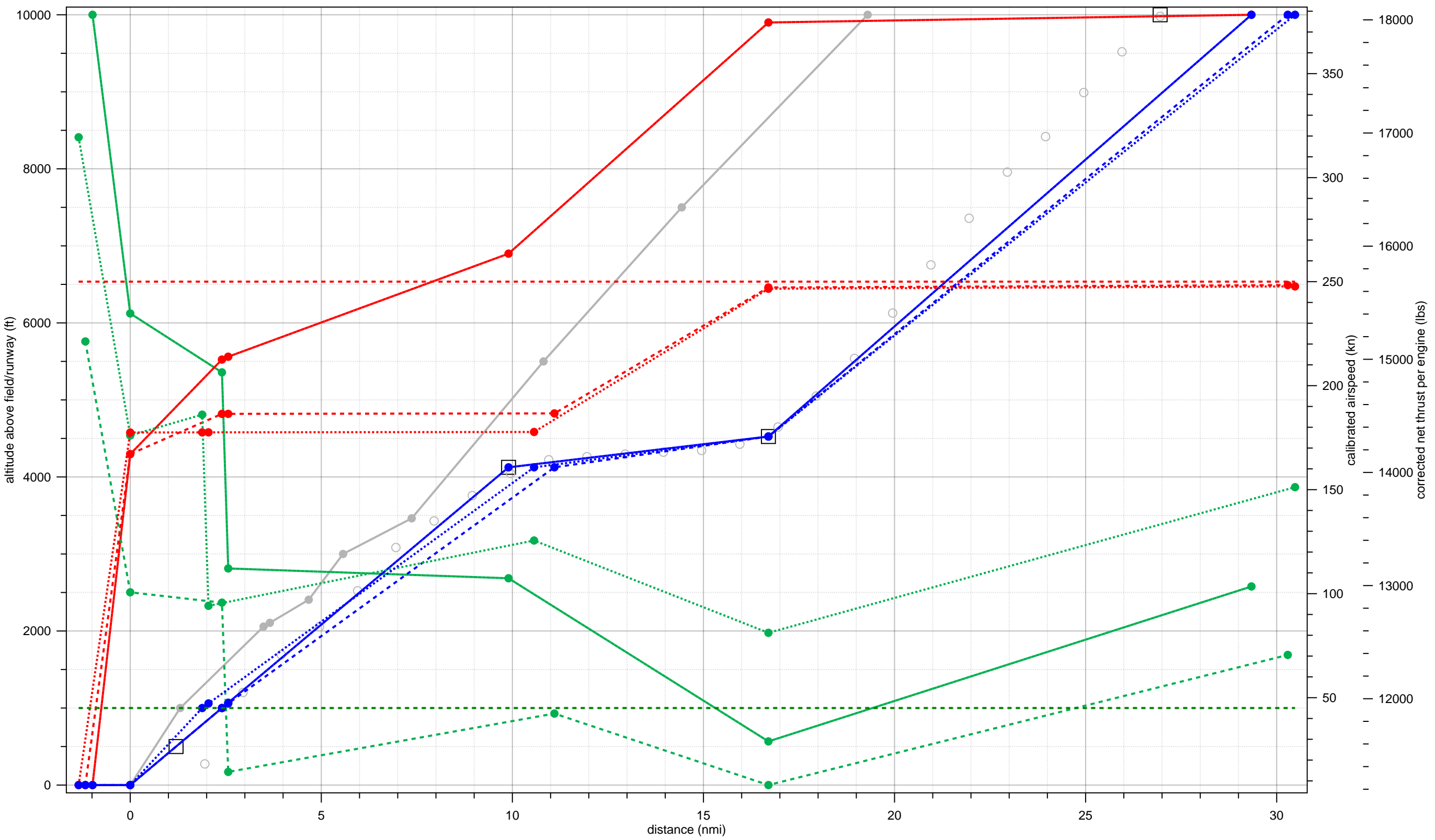
Legend											
StdD5	SimpleTargets	RawTargets	StdThr,StdWgt:FitThr	StdThr,StdWgt:FitSpd	StdThr,StdWgt:FitAlt	T-14,C-14,StdWgt:FitThr	T-14,C-14,W+1%;FitThr	T-14,C-14,W+1%;FitSpd	T-14,C-14,W+1%;FitAlt	maxCAS	MaxMtoThrustAlt

74720B fit to 37-D-B763-HJ-5-4000-3to9-9to18 (Standard Weight = 68%)



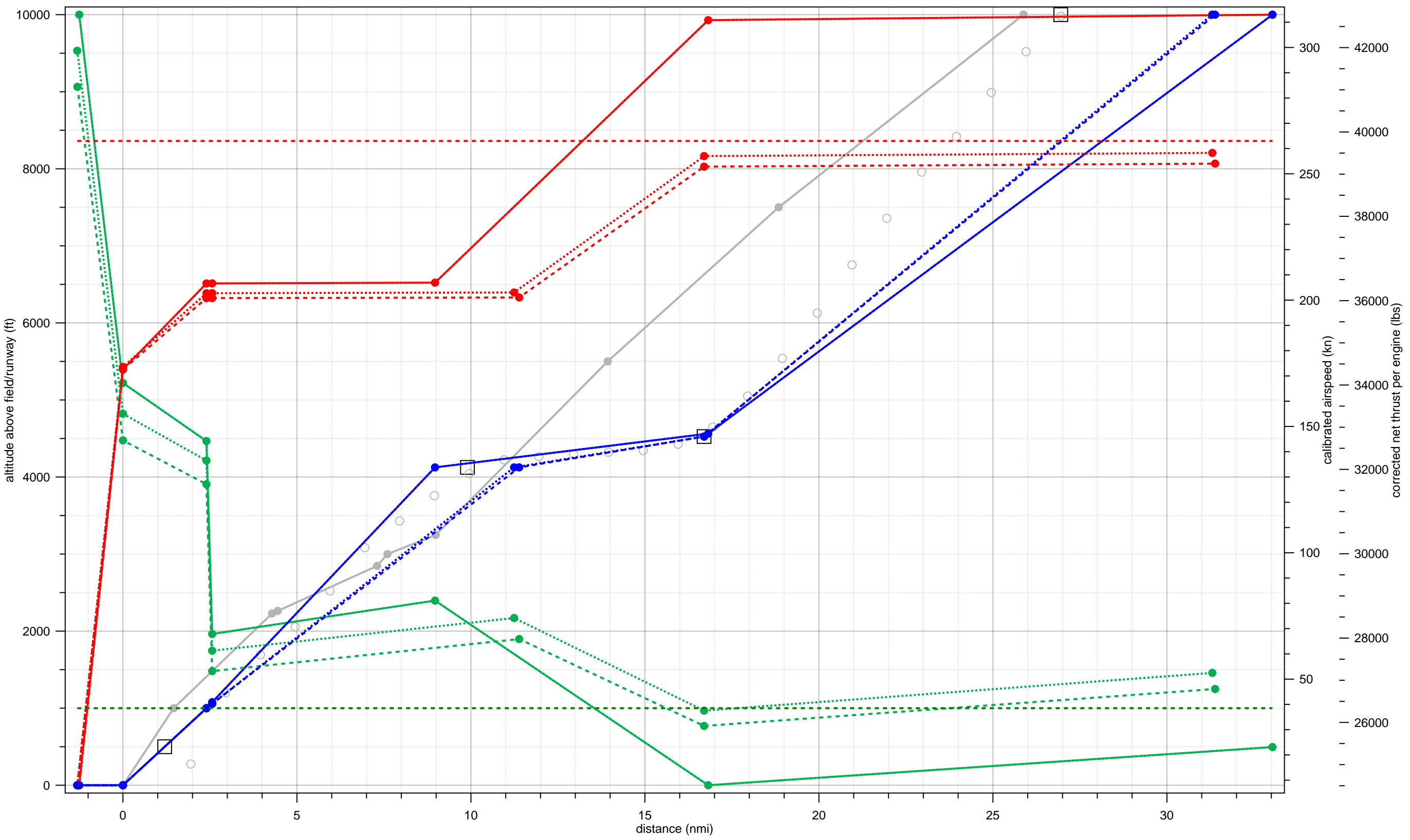
Legend							
StdD5	SimpleTargets	RawTargets	StdThr,StdWgt:FitThr	StdThr,StdWgt:FitSpd	StdThr,StdWgt:FitAlt	T-22,C-22,StdWgt:FitThr	T-22,C-22,StdWgt:FitAlt
T-22,C-22,StdWgt:FitSpd	T-22,C-22,StdWgt:FitAlt	T-18,C-18,W+11%;FitThr	T-18,C-18,W+11%;FitSpd	T-18,C-18,W+11%;FitAlt	maxCAS	MaxMtoThrustAlt	

707320 fit to 37-D-B763-HJ-5-4000-3to9-9to18 (Standard Weight = 75%)



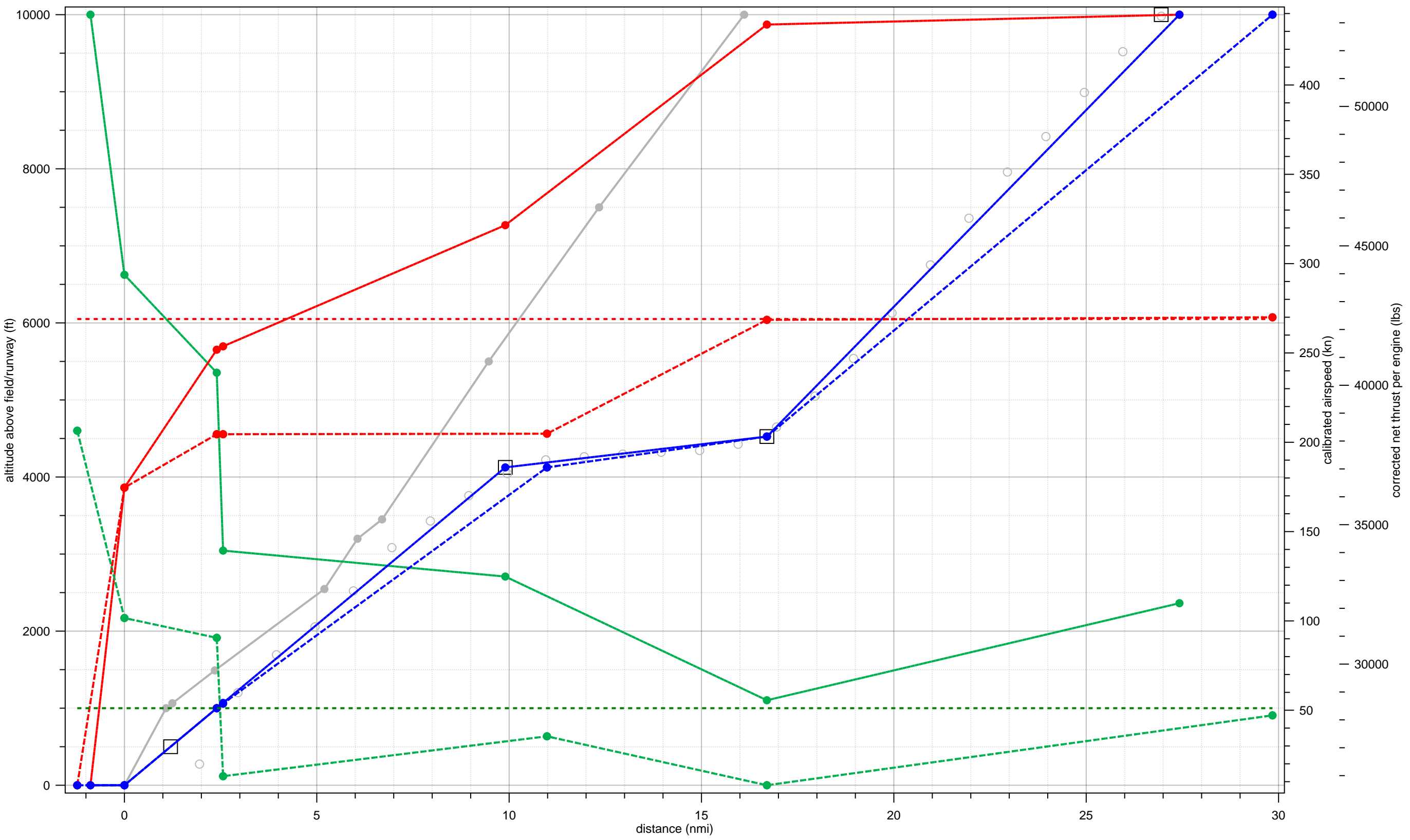
Legend							
—●— StdD5	□ SimpleTargets	○ RawTargets	—●— StdThr, StdWgt:FitThr	—●— StdThr, StdWgt:FitSpd	—●— StdThr, StdWgt:FitAlt	—●— T-16, C-16, StdWgt:FitThr	
—●— T-16, C-16, StdWgt:FitSpd	—●— T-16, C-16, StdWgt:FitAlt	—●— T-06, C-06, W+20%;FitThr	—●— T-06, C-06, W+20%;FitSpd	—●— T-06, C-06, W+20%;FitAlt	—●— maxCAS		
—●— MaxMtoThrustAlt							

747200 fit to 37-D-B763-HJ-5-4000-3to9-9to18 (Standard Weight = 72%)



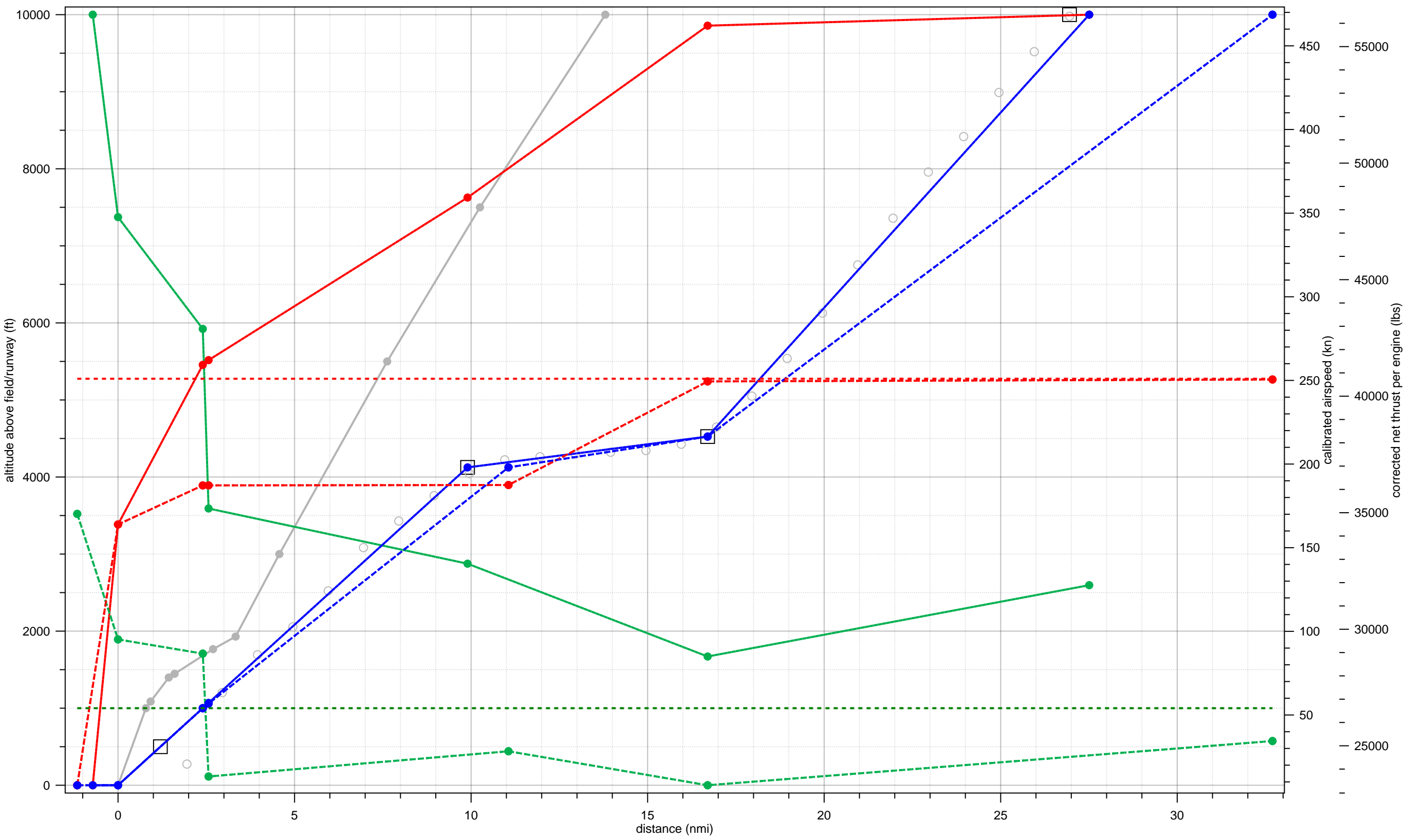
Legend													
StdD5	SimpleTargets	RawTargets	StdThr, StdWgt: FitThr	StdThr, StdWgt: FitSpd	StdThr, StdWgt: FitAlt	T-04, C-04, StdWgt: FitThr	T-02, C-02, W+2%; FitThr	T-04, C-04, StdWgt: FitSpd	T-02, C-02, W+2%; FitSpd	T-04, C-04, StdWgt: FitAlt	T-02, C-02, W+2%; FitAlt	maxCAS	MaxMtoThrustAlt

747400 fit to 37-D-B763-HJ-5-4000-3to9-9to18 (Standard Weight = 57%)



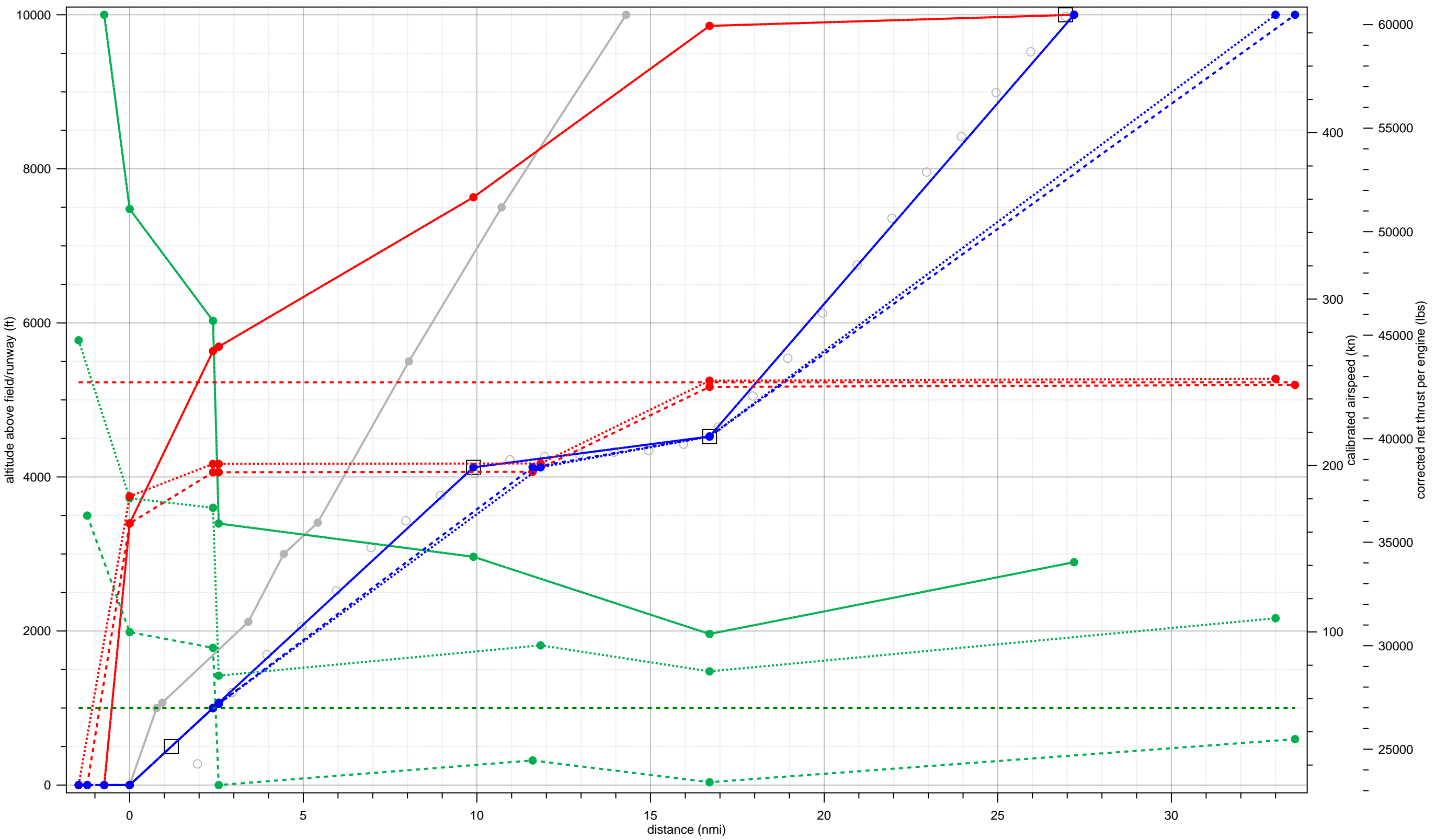
Legend											
StdD5	SimpleTargets	RawTargets	StdThr,StdWgt:FitThr	StdThr,StdWgt:FitSpd	StdThr,StdWgt:FitAlt	T-28,C-28,StdWgt:FitThr	T-28,C-28,W+1%;FitThr	T-28,C-28,W+1%;FitSpd	T-28,C-28,W+1%;FitAlt	maxCAS	MaxMtoThrustAlt

767300 fit to 37-D-B763-HJ-5-4000-3to9-9to18 (Standard Weight = 63%)



Legend											
● StdD5	□ SimpleTargets	○ RawTargets	● StdThr,StdWgt:FitThr	● StdThr,StdWgt:FitSpd	● StdThr,StdWgt:FitAlt	● T-38,C-38,StdWgt:FitThr	● T-38,C-38,W+0%;FitThr	● T-38,C-38,W+0%;FitSpd	● T-38,C-38,W+0%;FitAlt	● maxCAS	● MaxMtoThrustAlt

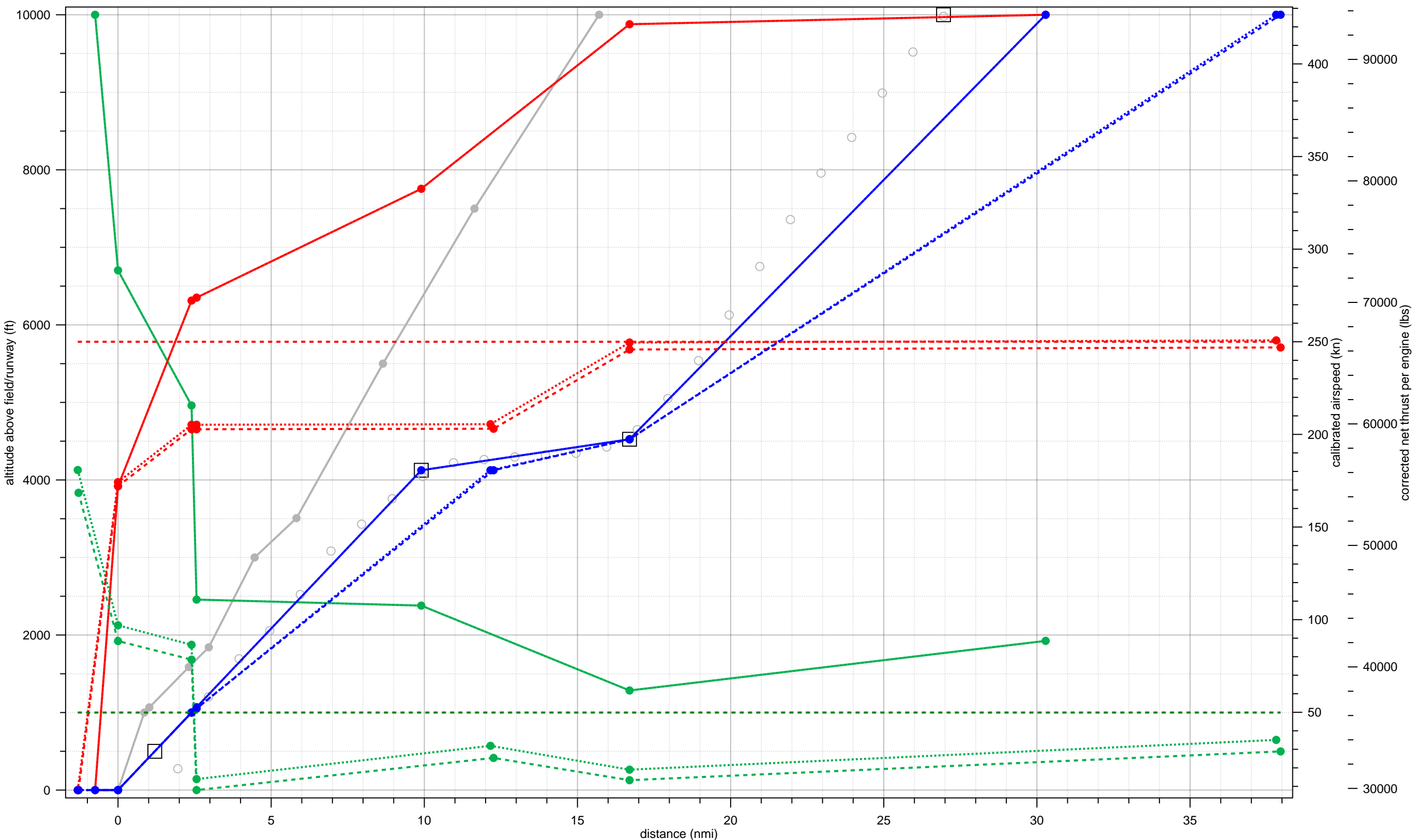
767400 fit to 37-D-B763-HJ-5-4000-3to9-9to18 (Standard Weight = 57%)



Legend

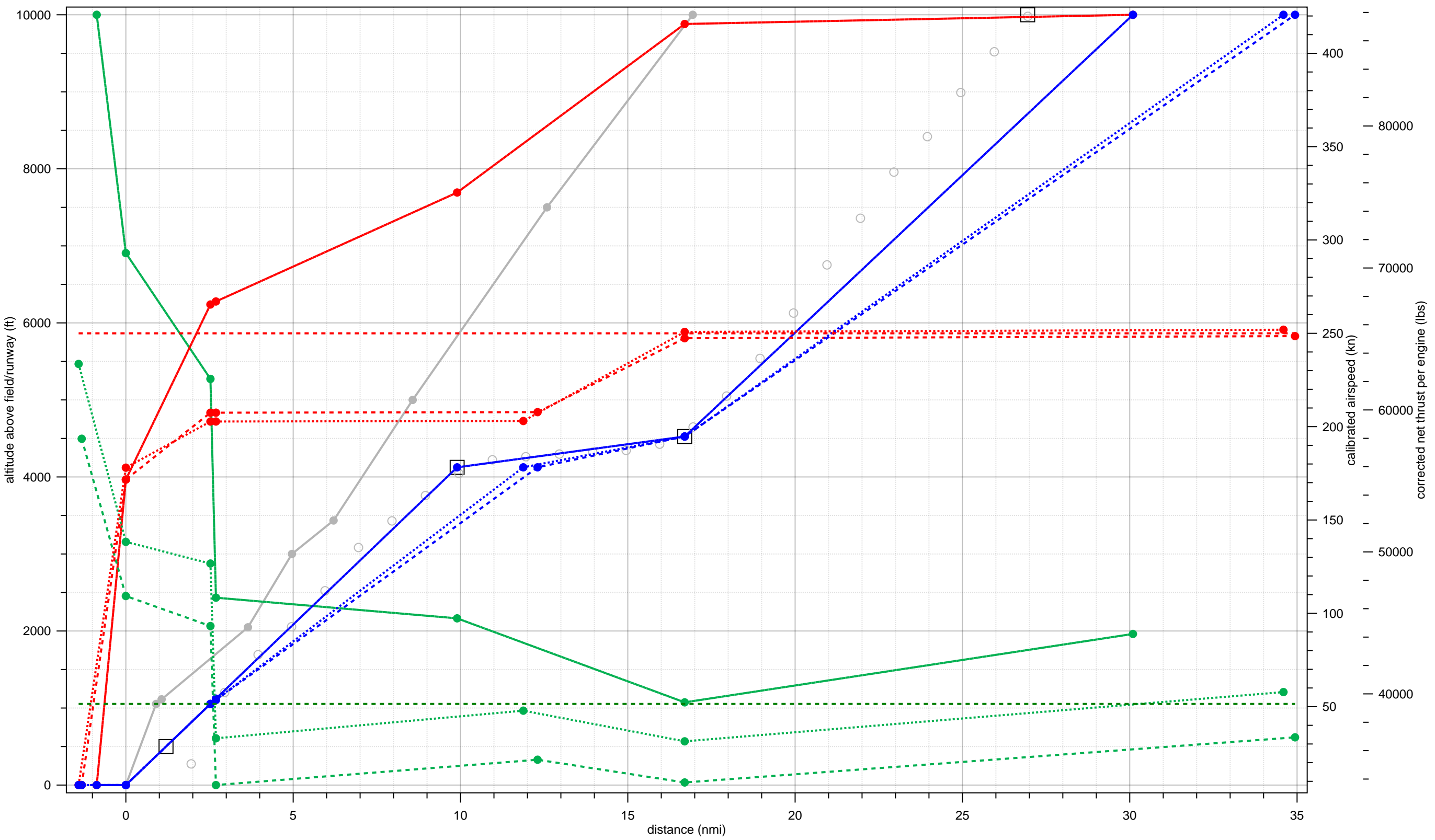
—●— StdD5	□ SimpleTargets	○ RawTargets	—●— StdThr,StdWgt:FitThr	—●— StdThr,StdWgt:FitSpd	—●— StdThr,StdWgt:FitAlt	—●— T-40,C-40,StdWgt:FitThr
—●— T-40,C-40,StdWgt:FitSpd	—●— T-40,C-40,StdWgt:FitAlt	—●— T-26,C-26,W+33%;FitThr	—●— T-26,C-26,W+33%;FitSpd	—●— T-26,C-26,W+33%;FitAlt	—●— maxCAS	—●— MaxMtoThrustAlt

777200 fit to 37-D-B763-HJ-5-4000-3to9-9to18 (Standard Weight = 60%)



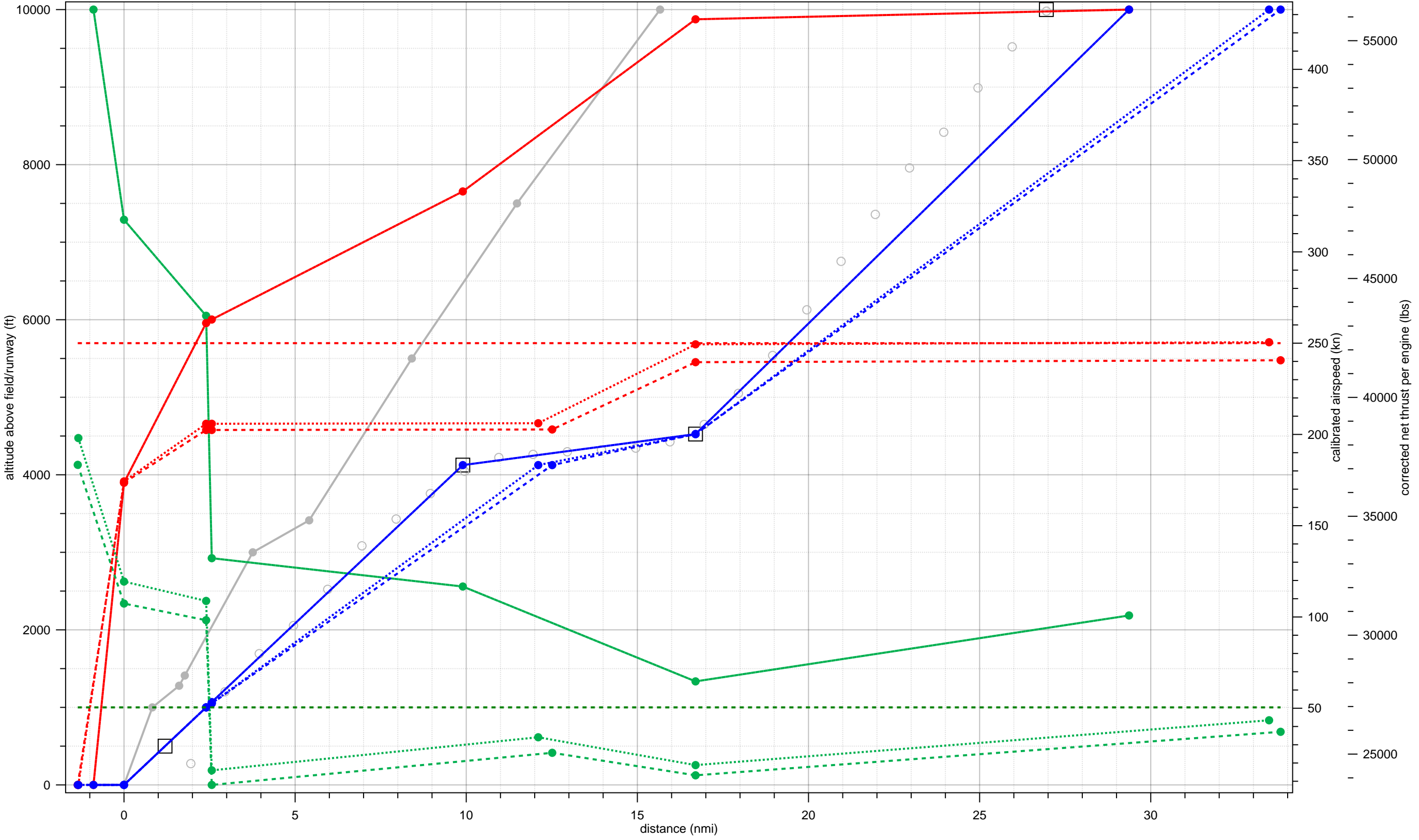
Legend									
—●— StdD5	□ SimpleTargets	○ RawTargets	—●— StdThr,StdWgt:FitThr	—●— StdThr,StdWgt:FitSpd	—●— StdThr,StdWgt:FitAlt	—●— T-42,C-42,StdWgt:FitThr	—●— T-40,C-40,W+4%;FitThr	—●— T-40,C-40,W+4%;FitSpd	—●— T-40,C-40,W+4%;FitAlt
- - -●- - - T-42,C-42,StdWgt:FitSpd	- - -●- - - T-42,C-42,StdWgt:FitAlt	- - -●- - - T-40,C-40,W+4%;FitThr	- - -●- - - T-40,C-40,W+4%;FitSpd	- - -●- - - T-40,C-40,W+4%;FitAlt	- - -●- - - maxCAS	- - -●- - - MaxMtoThrustAlt			

777300 fit to 37-D-B763-HJ-5-4000-3to9-9to18 (Standard Weight = 57%)



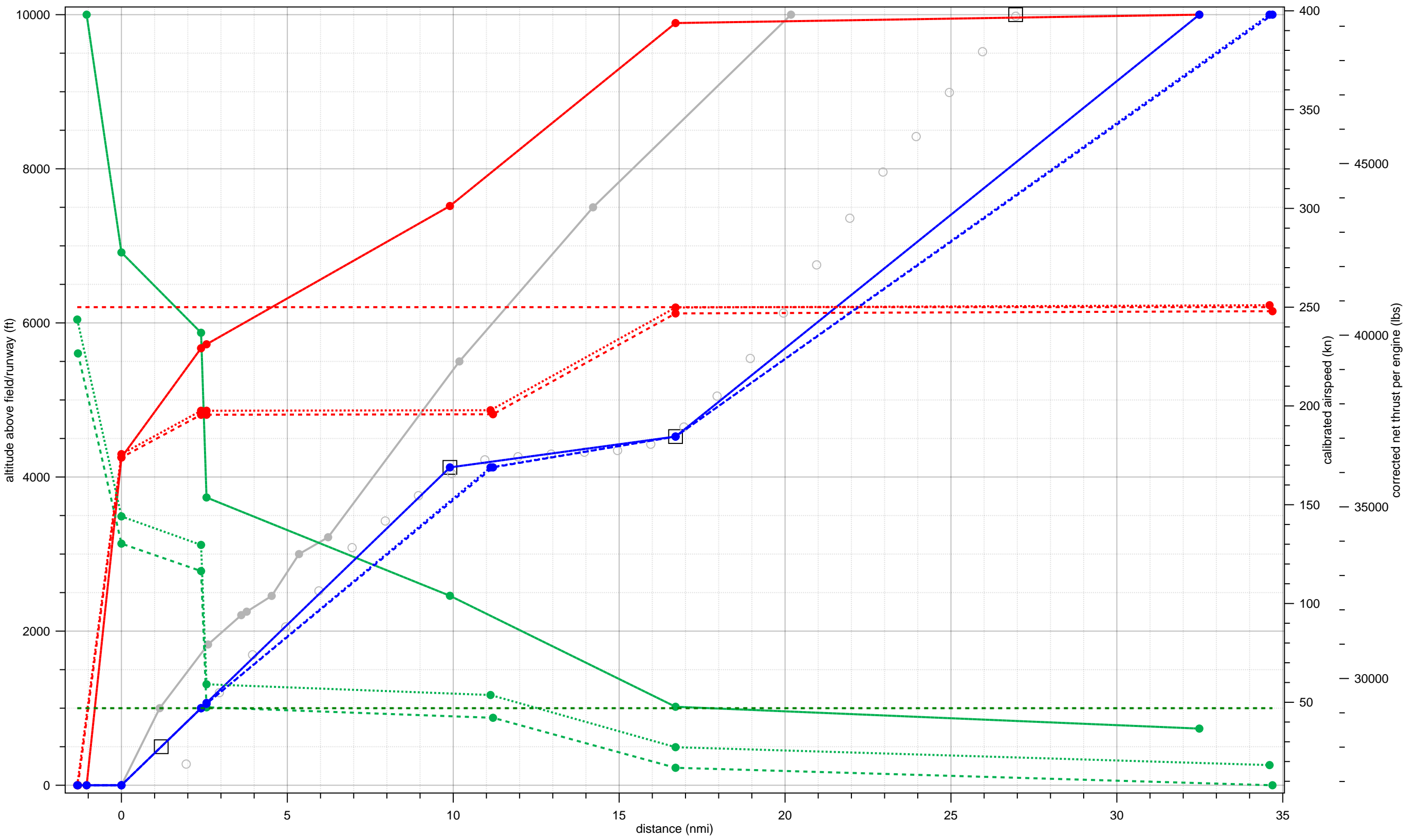
Legend							
—●— StdD5	□ SimpleTargets	○ RawTargets	—●— StdThr,StdWgt:FitThr	—●— StdThr,StdWgt:FitSpd	—●— StdThr,StdWgt:FitAlt	—●— T-34,C-34,StdWgt:FitThr	
—●— T-34,C-34,StdWgt:FitSpd	—●— T-34,C-34,StdWgt:FitAlt	—●— T-28,C-28,W+13%;FitThr	—●— T-28,C-28,W+13%;FitSpd	—●— T-28,C-28,W+13%;FitAlt	—●— maxCAS		
—●— MaxMtoThrustAlt							

A300-622R fit to 37-D-B763-HJ-5-4000-3to9-9to18 (Standard Weight = 86%)



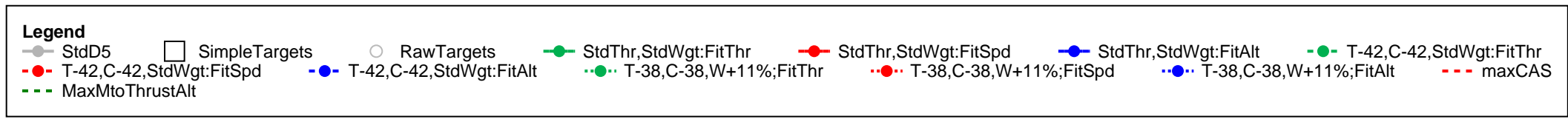
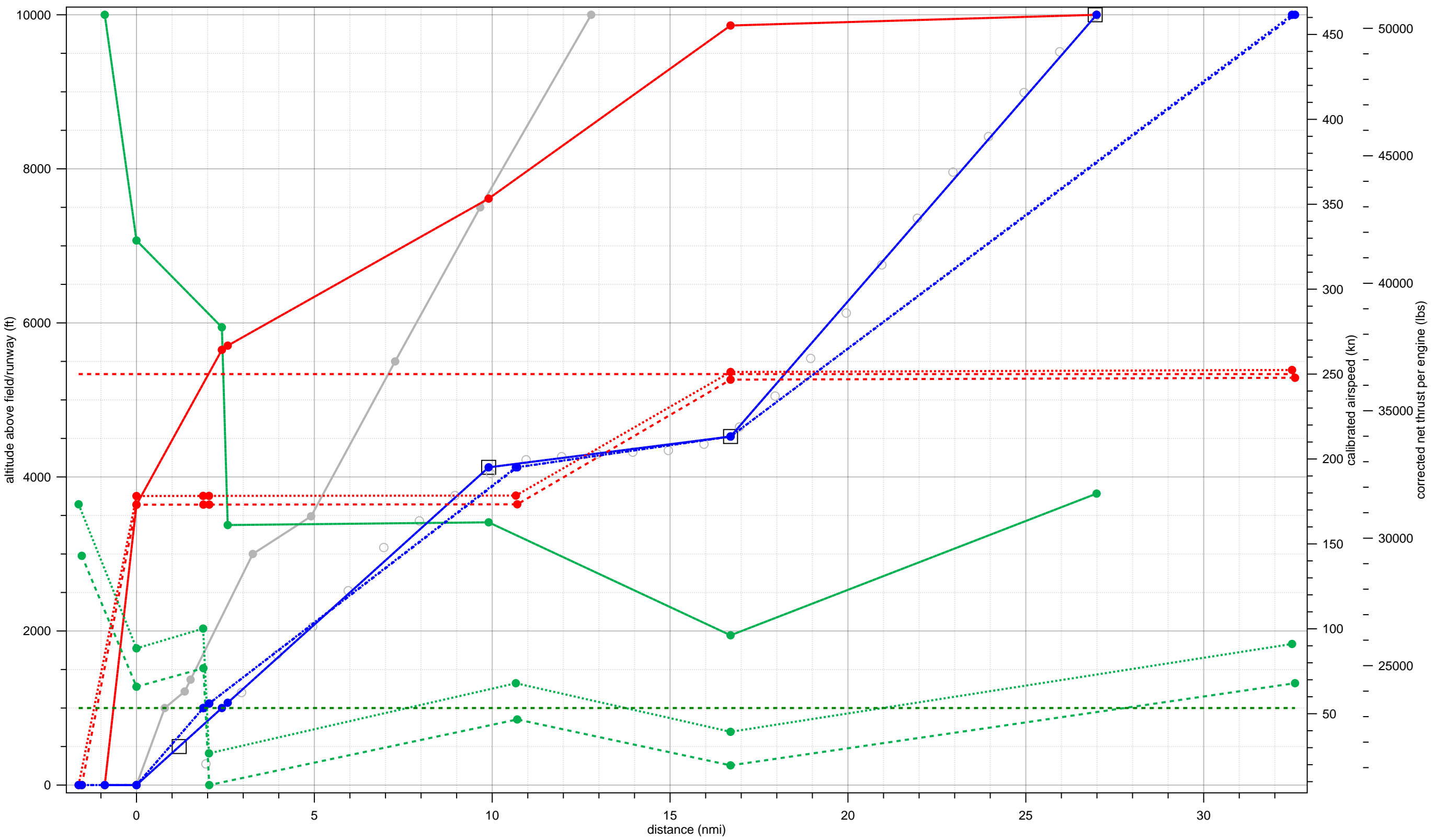
Legend											
● StdD5	□ SimpleTargets	○ RawTargets	—●— StdThr,StdWgt:FitThr	—●— StdThr,StdWgt:FitSpd	—●— StdThr,StdWgt:FitAlt	—●— T-34,C-34,StdWgt:FitThr	—●— T-32,C-32,W+2%;FitThr	—●— T-32,C-32,W+2%;FitSpd	—●— T-32,C-32,W+2%;FitAlt	--- maxCAS	--- MaxMtoThrustAlt

A300B4-203 fit to 37-D-B763-HJ-5-4000-3to9-9to18 (Standard Weight = 96%)

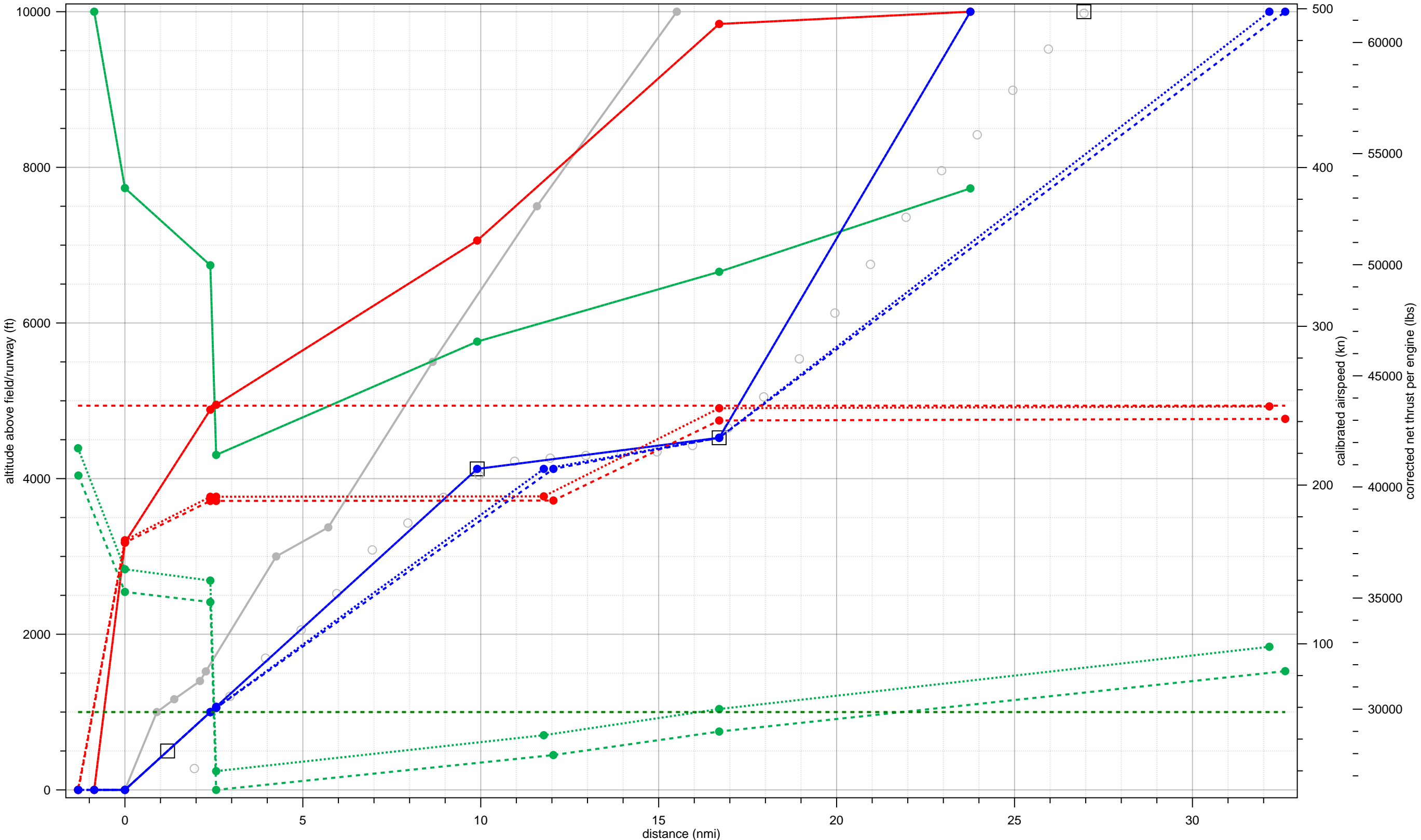


Legend													
StdD5	SimpleTargets	RawTargets	StdThr,StdWgt:FitThr	StdThr,StdWgt:FitSpd	StdThr,StdWgt:FitAlt	T-20,C-20,StdWgt:FitThr	T-18,C-18,W+5%;FitThr	T-20,C-20,StdWgt:FitSpd	T-18,C-18,W+5%;FitSpd	T-20,C-20,StdWgt:FitAlt	T-18,C-18,W+5%;FitAlt	maxCAS	MaxMtoThrustAlt

A310-304 fit to 37-D-B763-HJ-5-4000-3to9-9to18 (Standard Weight = 75%)



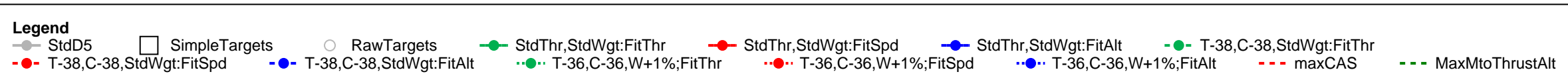
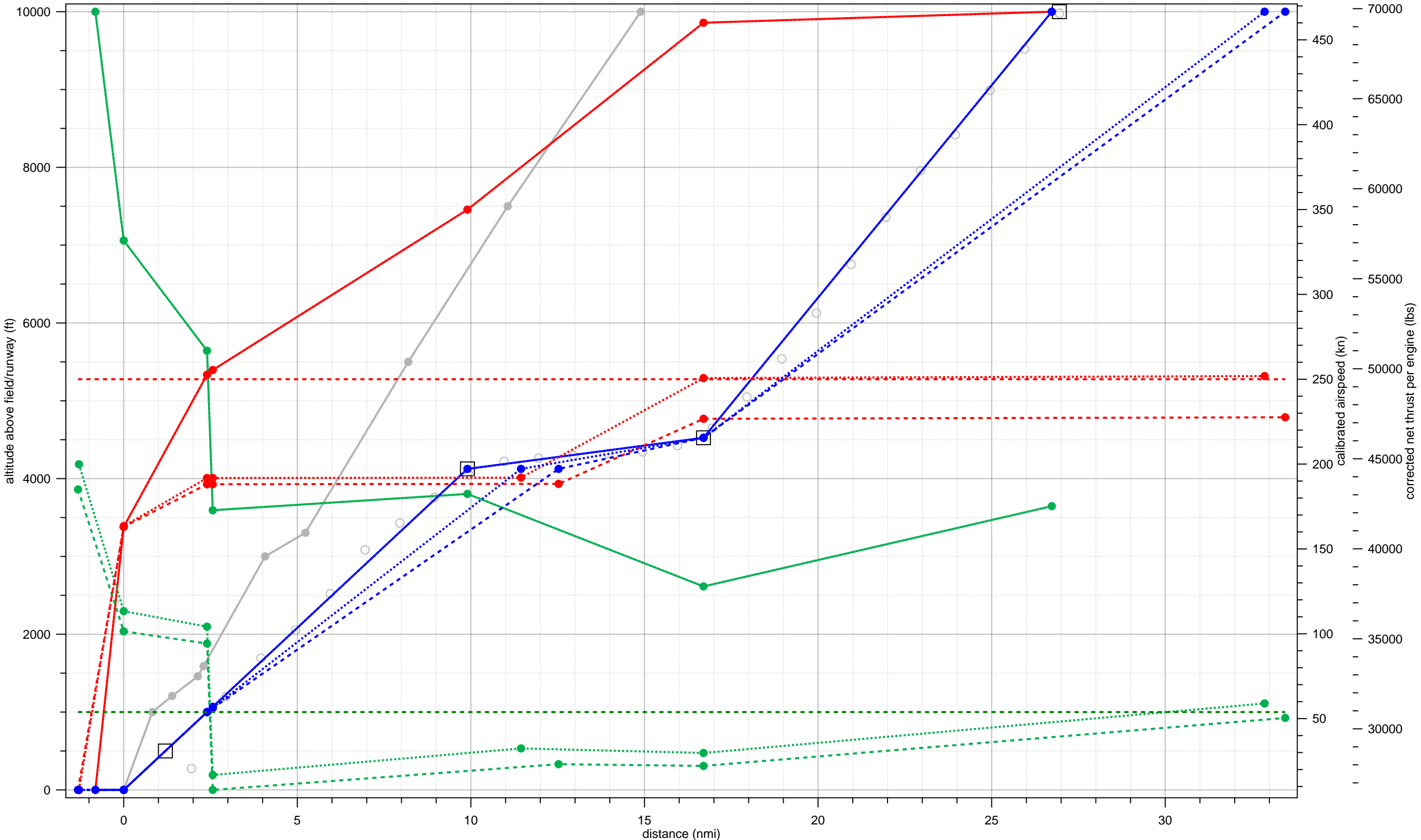
A330-301 fit to 37-D-B763-HJ-5-4000-3to9-9to18 (Standard Weight = 86%)



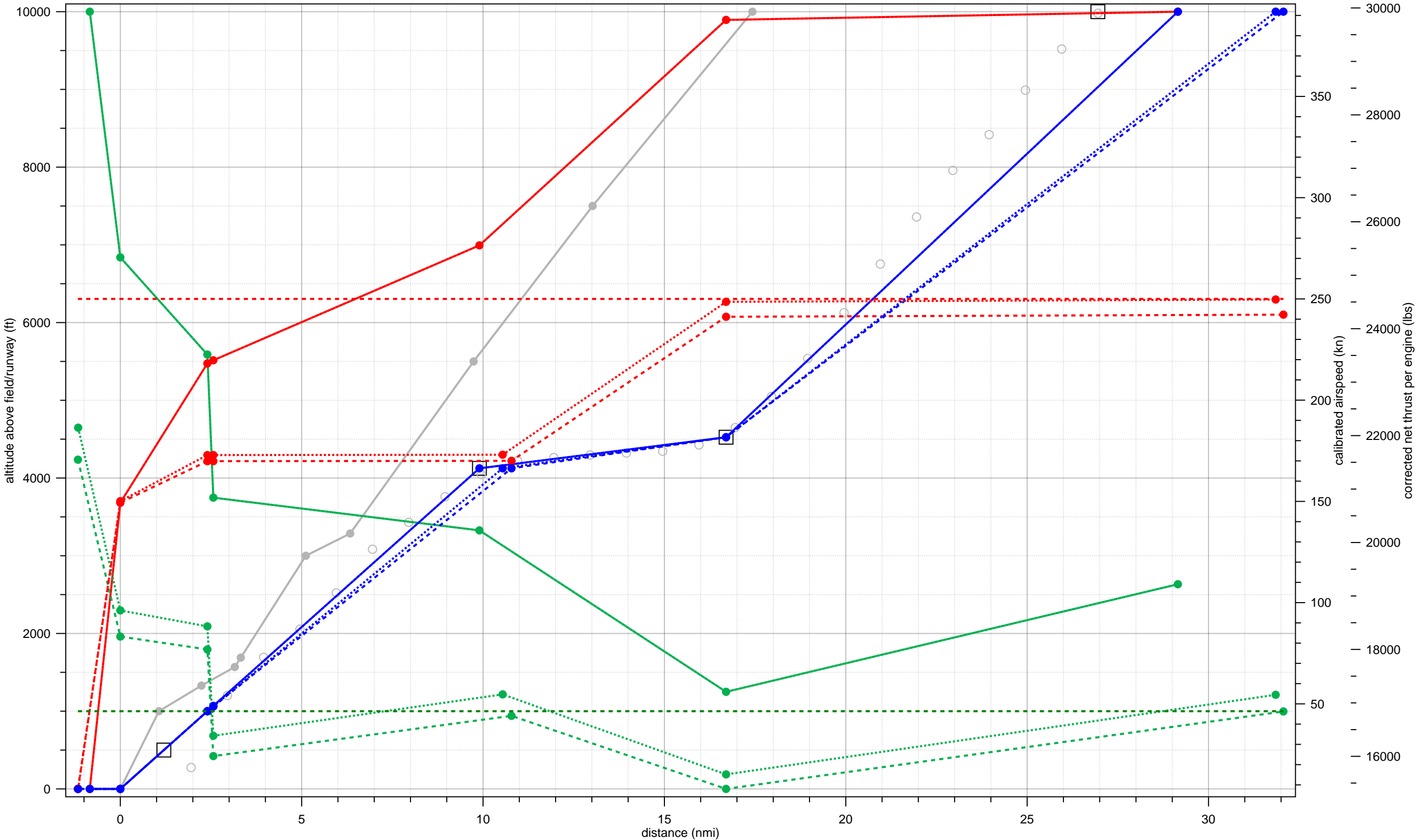
Legend

- StdD5 (Grey line with circles)
- SimpleTargets (White square)
- RawTargets (Grey circle)
- StdThr, StdWgt:FitThr (Green line with circles)
- StdThr, StdWgt:FitSpd (Red line with circles)
- StdThr, StdWgt:FitAlt (Blue line with circles)
- T-34, C-34, StdWgt:FitThr (Dotted green line with circles)
- T-32, C-32, W+4%;FitThr (Dotted green line with circles)
- MaxMtoThrustAlt (Dashed green line)
- T-34, C-34, StdWgt:FitSpd (Dotted red line with circles)
- T-32, C-32, W+4%;FitSpd (Dotted red line with circles)
- T-32, C-32, W+4%;FitAlt (Dotted blue line with circles)
- maxCAS (Dashed red line)

A330-343 fit to 37-D-B763-HJ-5-4000-3to9-9to18 (Standard Weight = 71%)

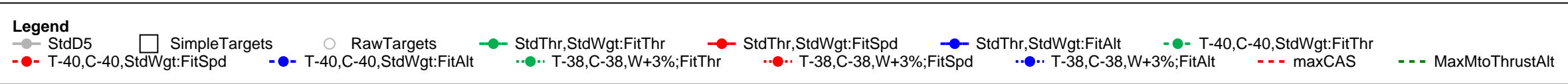
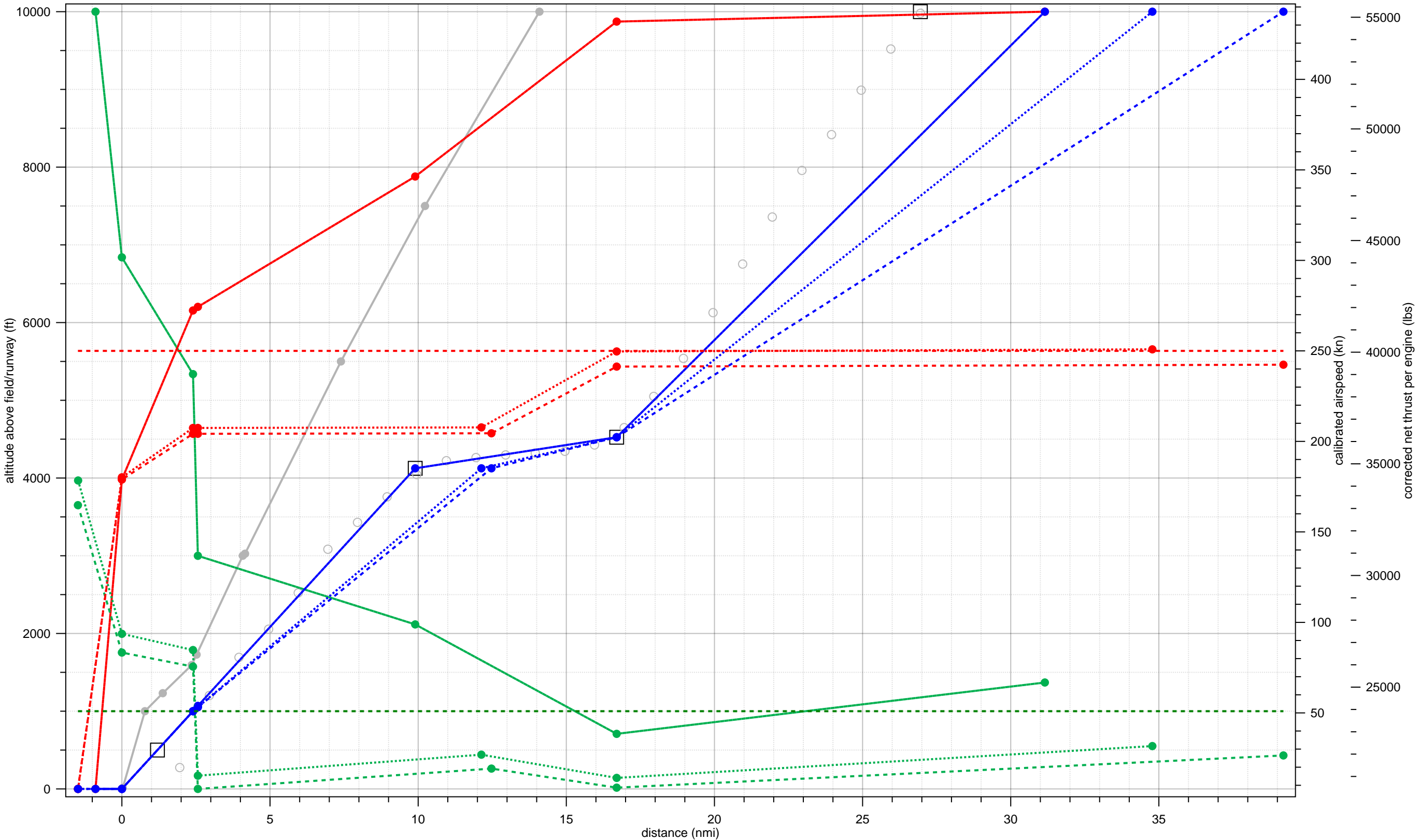


A340-211 fit to 37-D-B763-HJ-5-4000-3to9-9to18 (Standard Weight = 71%)

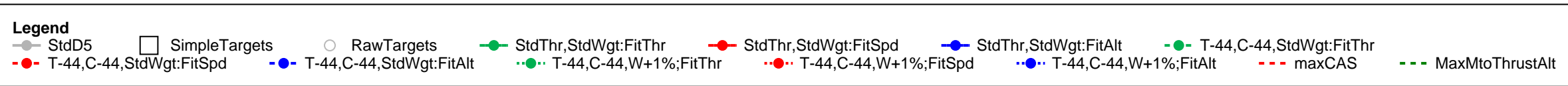
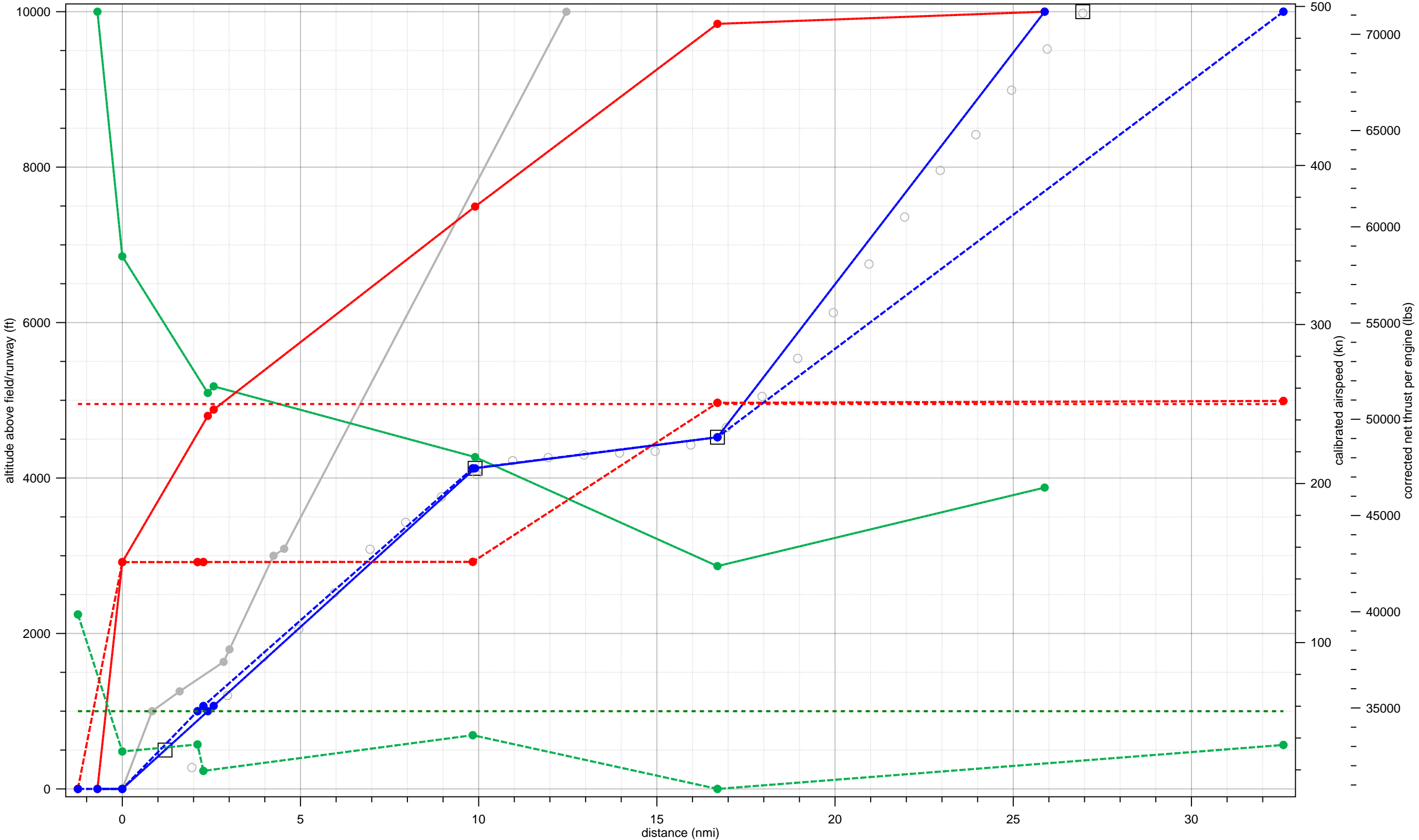


Legend													
StdD5	SimpleTargets	RawTargets	StdThr,StdWgt:FitThr	StdThr,StdWgt:FitSpd	StdThr,StdWgt:FitAlt	T-28,C-28,StdWgt:FitThr	T-26,C-26,W+2%;FitThr	T-28,C-28,StdWgt:FitSpd	T-26,C-26,W+2%;FitSpd	T-28,C-28,StdWgt:FitAlt	T-26,C-26,W+2%;FitAlt	maxCAS	MaxMtoThrustAlt

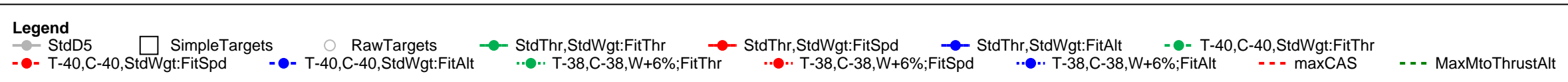
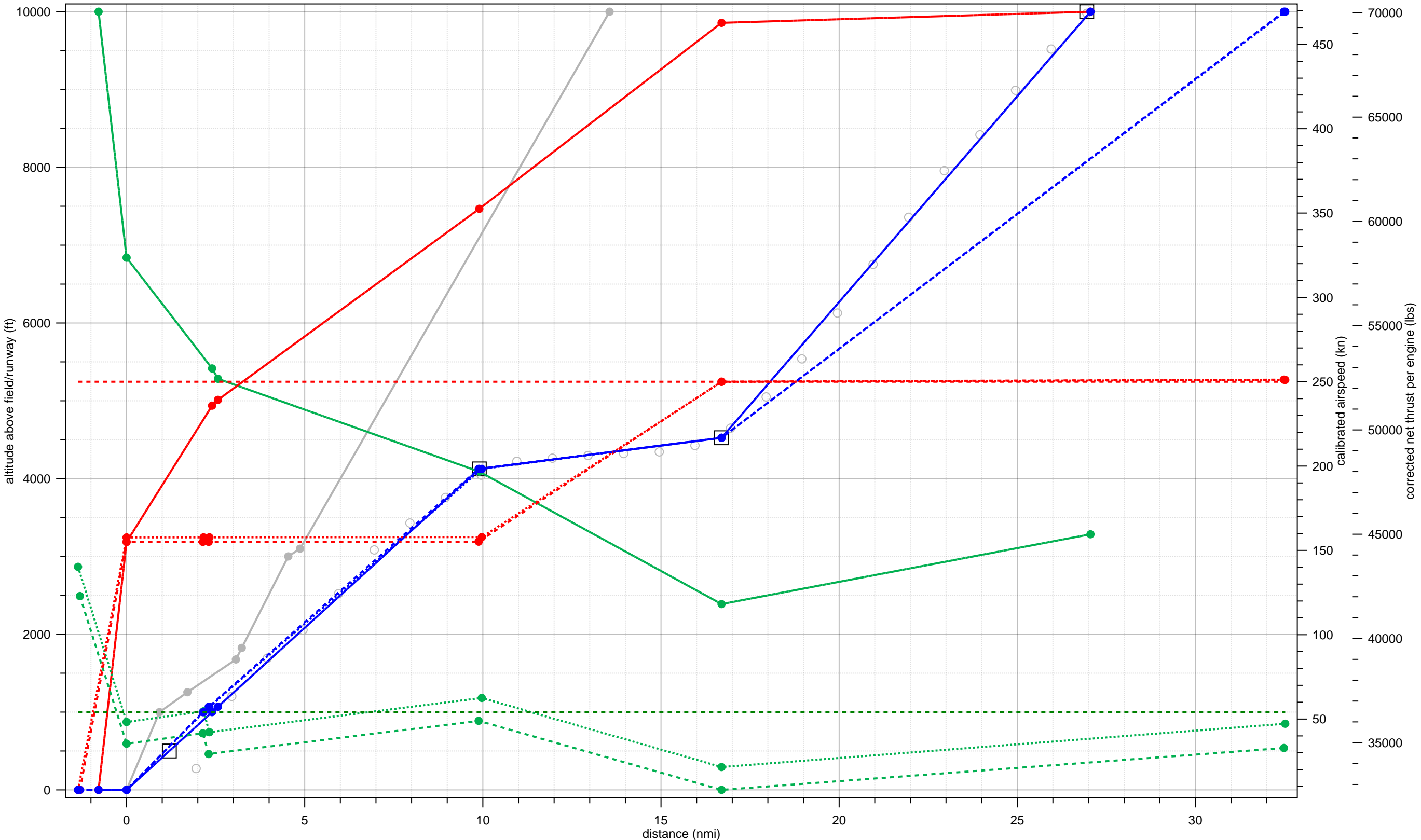
A340-642 fit to 37-D-B763-HJ-5-4000-3to9-9to18 (Standard Weight = 58%)



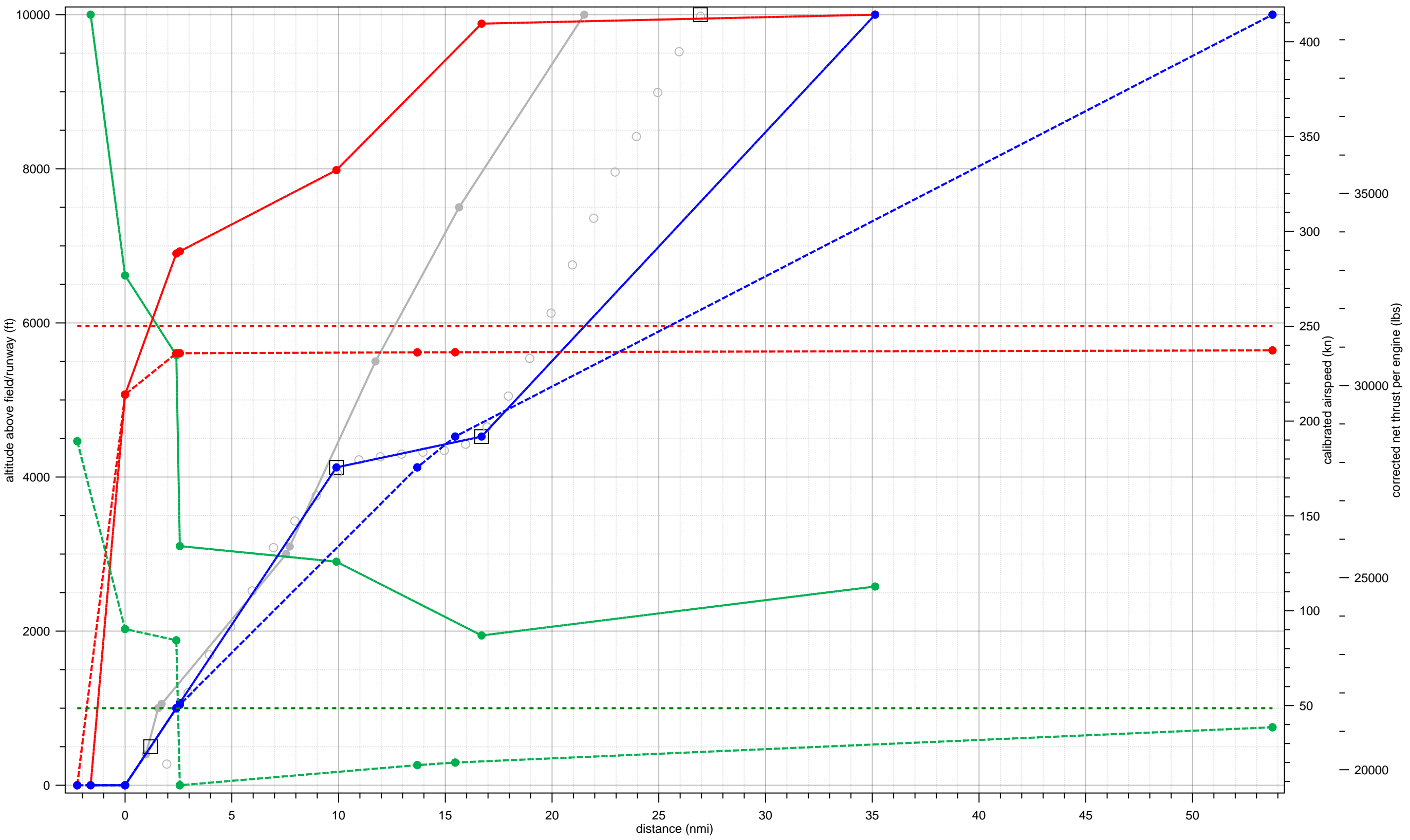
A380-841 fit to 37-D-B763-HJ-5-4000-3to9-9to18 (Standard Weight = 40%)



A380-861 fit to 37-D-B763-HJ-5-4000-3to9-9to18 (Standard Weight = 49%)



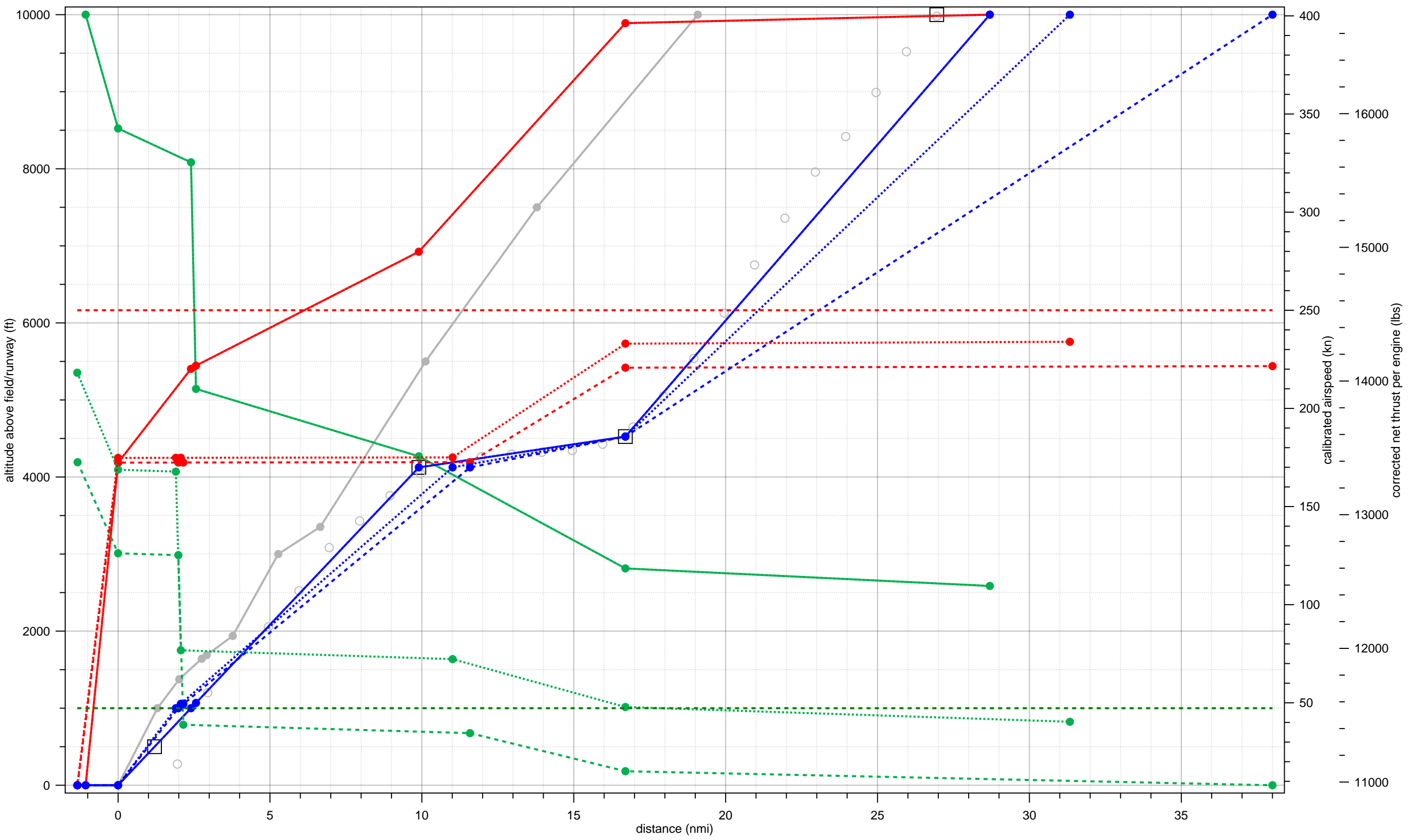
CONCRD fit to 37-D-B763-HJ-5-4000-3to9-9to18 (Standard Weight = 100%)



Legend

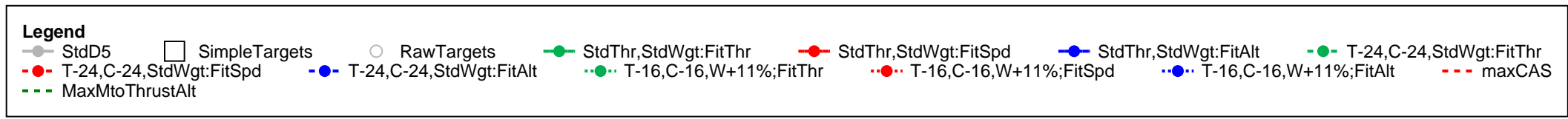
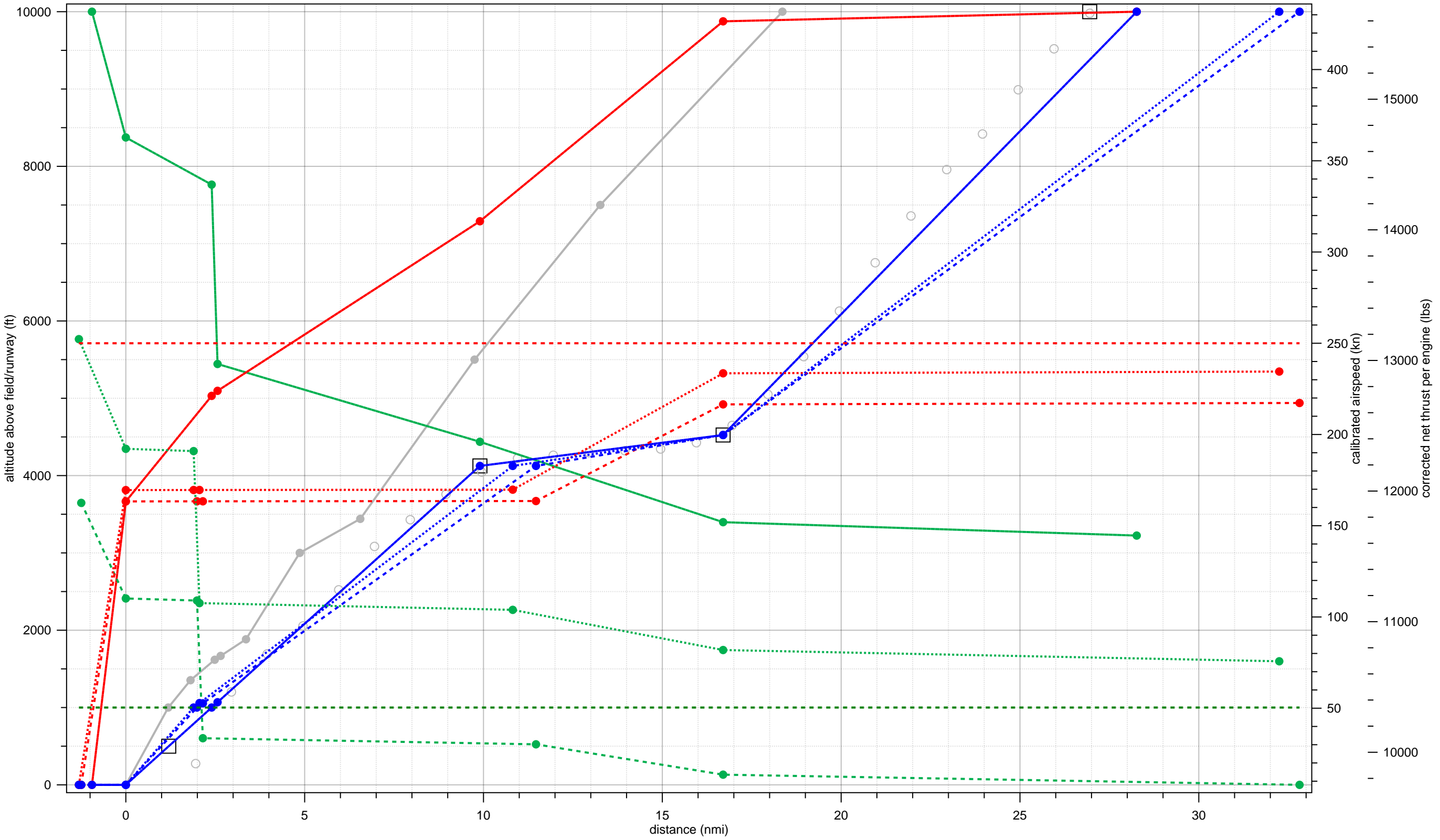
- StdD5 (Grey line with dots)
- SimpleTargets (White square)
- RawTargets (White circle)
- StdThr,StdWgt:FitThr (Green line with dots)
- StdThr,StdWgt:FitSpd (Red line with dots)
- StdThr,StdWgt:FitAlt (Blue line with dots)
- T-28,C-28,StdWgt:FitThr (Dashed green line with dots)
- T-28,C-28,W+0%:FitThr (Dotted green line with dots)
- T-28,C-28,W+0%:FitSpd (Dotted red line with dots)
- T-28,C-28,W+0%:FitAlt (Dotted blue line with dots)
- maxCAS (Dashed red line)
- MaxMtoThrustAlt (Dashed green line)

DC8QN fit to 37-D-B763-HJ-5-4000-3to9-9to18 (Standard Weight = 68%)

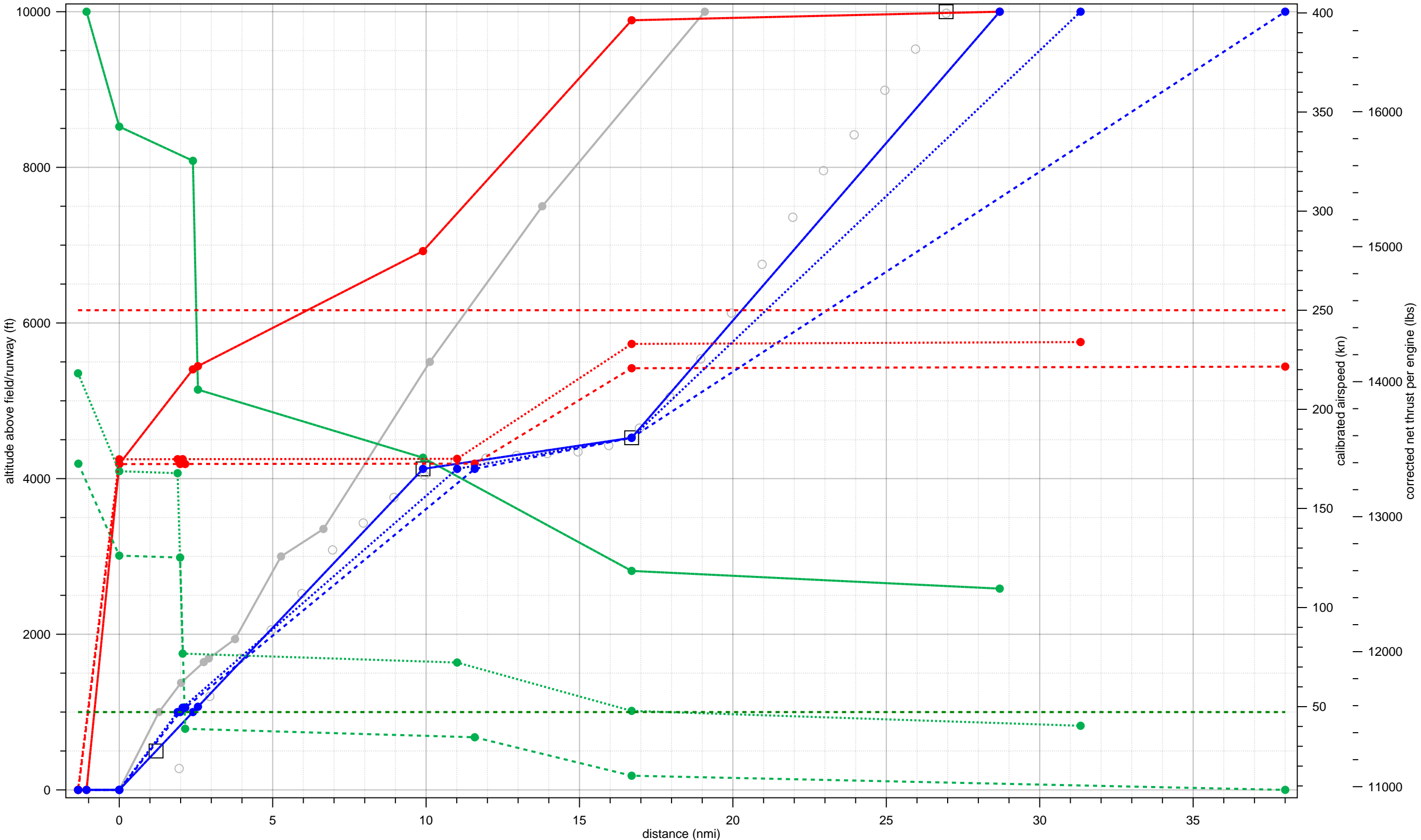


Legend											
—●— StdD5	□ SimpleTargets	○ RawTargets	—●— StdThr,StdWgt:FitThr	—●— StdThr,StdWgt:FitSpd	—●— StdThr,StdWgt:FitAlt	—●— T-20,C-20,StdWgt:FitThr	—●— T-16,C-16,W+5%;FitThr	—●— T-16,C-16,W+5%;FitSpd	—●— T-16,C-16,W+5%;FitAlt	—●— maxCAS	—●— MaxMtoThrustAlt

DC850 fit to 37-D-B763-HJ-5-4000-3to9-9to18 (Standard Weight = 61%)

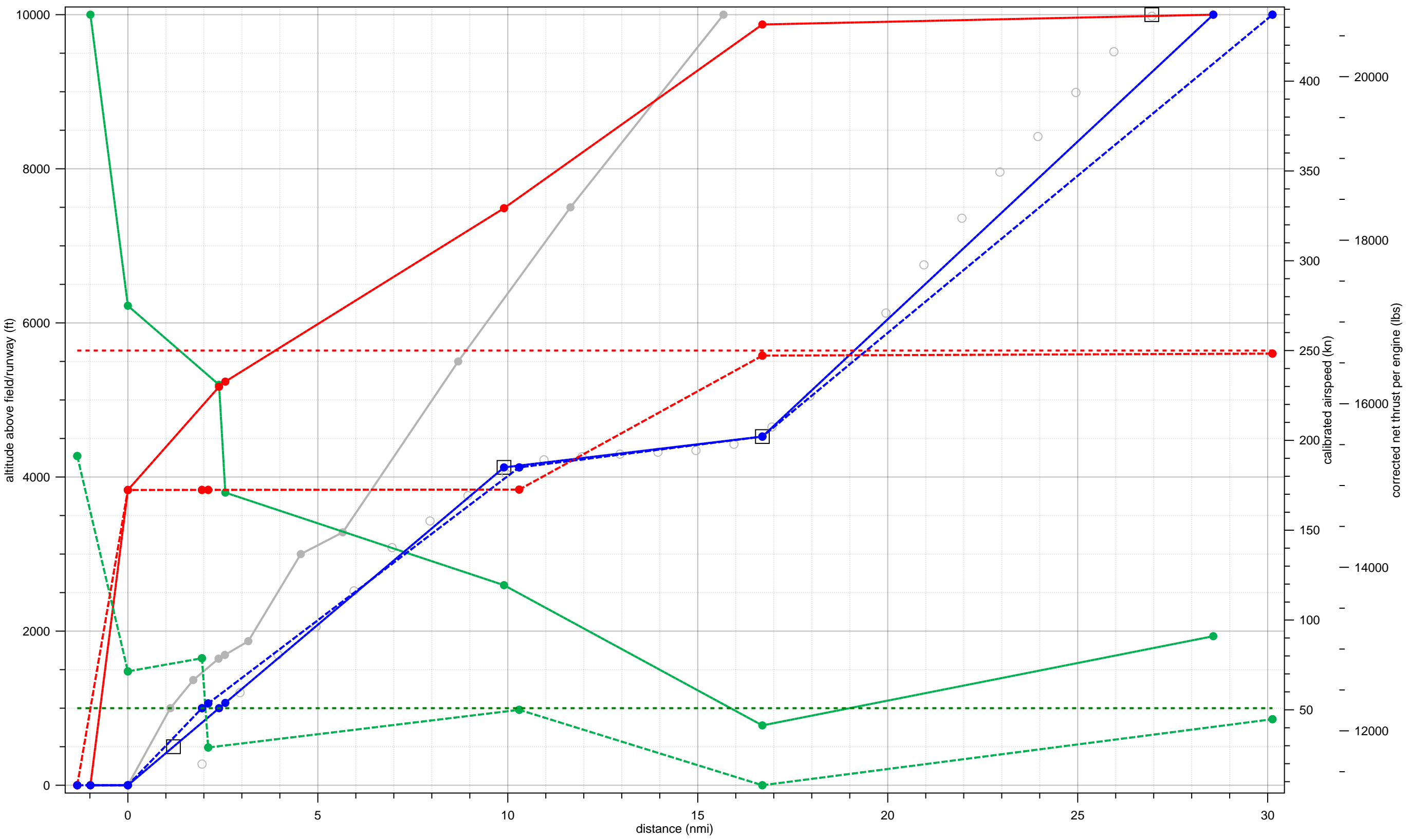


DC860 fit to 37-D-B763-HJ-5-4000-3to9-9to18 (Standard Weight = 68%)



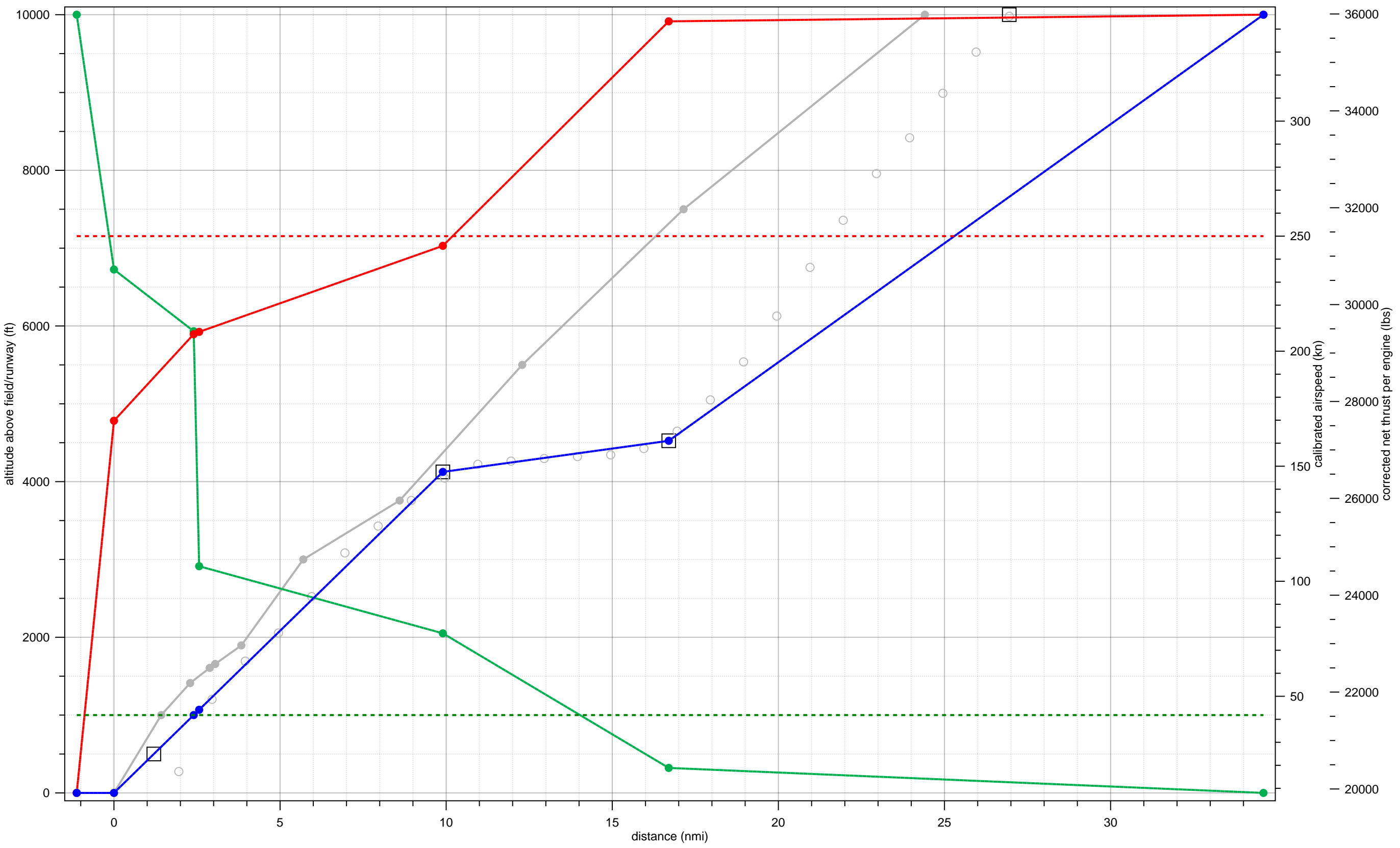
Legend													
● StdD5	□ SimpleTargets	○ RawTargets	● StdThr,StdWgt:FitThr	● StdThr,StdWgt:FitSpd	● StdThr,StdWgt:FitAlt	● T-20,C-20,StdWgt:FitThr	● T-20,C-20,StdWgt:FitSpd	● T-20,C-20,StdWgt:FitAlt	● T-16,C-16,W+5%;FitThr	● T-16,C-16,W+5%;FitSpd	● T-16,C-16,W+5%;FitAlt	● maxCAS	● MaxMtoThrustAlt

DC870 fit to 37-D-B763-HJ-5-4000-3to9-9to18 (Standard Weight = 68%)



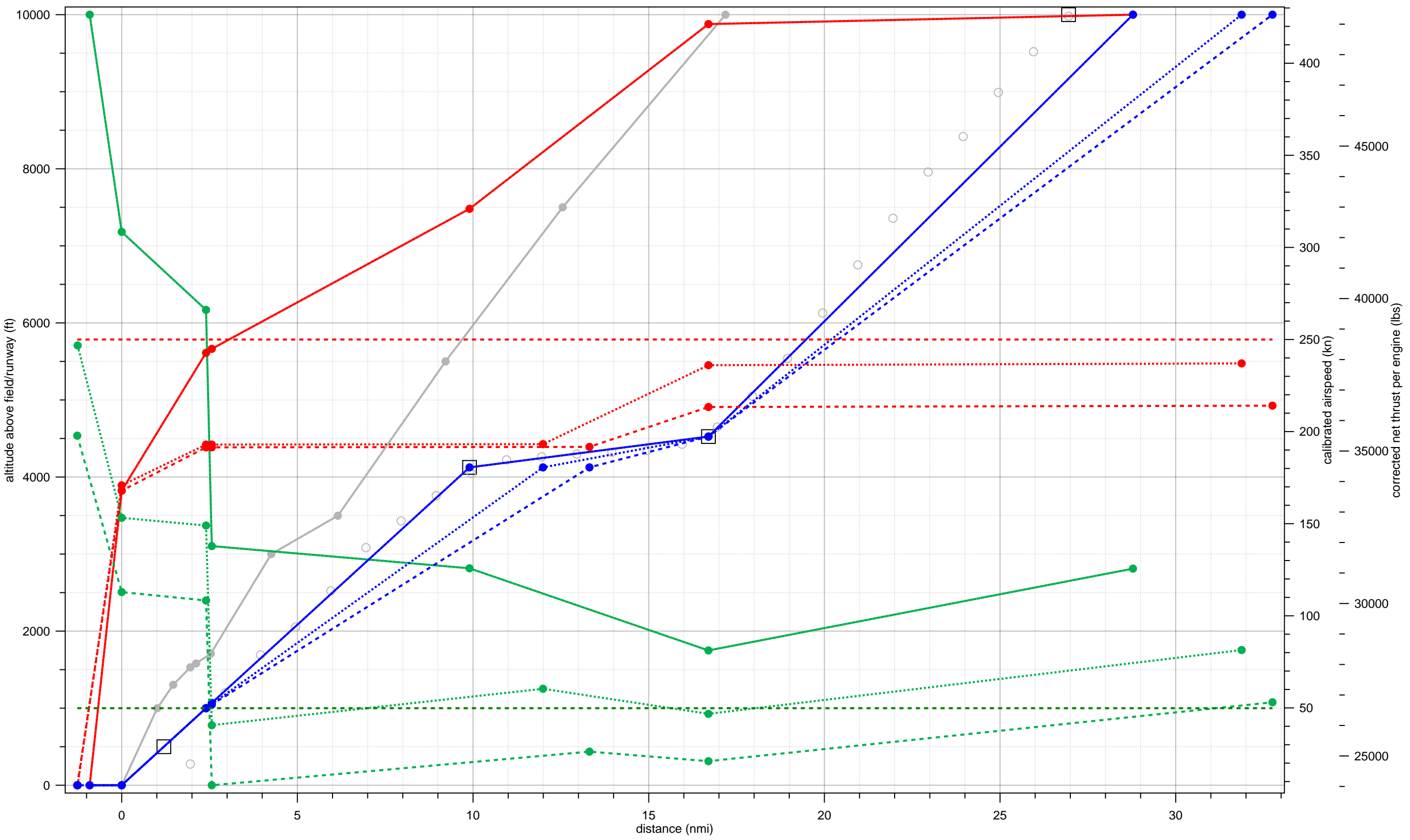
Legend											
● StdD5	□ SimpleTargets	○ RawTargets	—●— StdThr,StdWgt:FitThr	—●— StdThr,StdWgt:FitSpd	—●— StdThr,StdWgt:FitAlt	- - -●- - - T-26,C-26,StdWgt:FitThr	- - -●- - - T-26,C-26,W+1%;FitThr	- - -●- - - T-26,C-26,W+1%;FitSpd	- - -●- - - T-26,C-26,W+1%;FitAlt	- - -●- - - maxCAS	- - -●- - - MaxMtoThrustAlt

DC1010 fit to 37-D-B763-HJ-5-4000-3to9-9to18 (Standard Weight = 81%)



Legend							
● StdD5	□ SimpleTargets	○ RawTargets	● StdThr,StdWgt:FitThr	● StdThr,StdWgt:FitSpd	● StdThr,StdWgt:FitAlt	- - - maxCAS	- - - MaxMtoThrustAlt

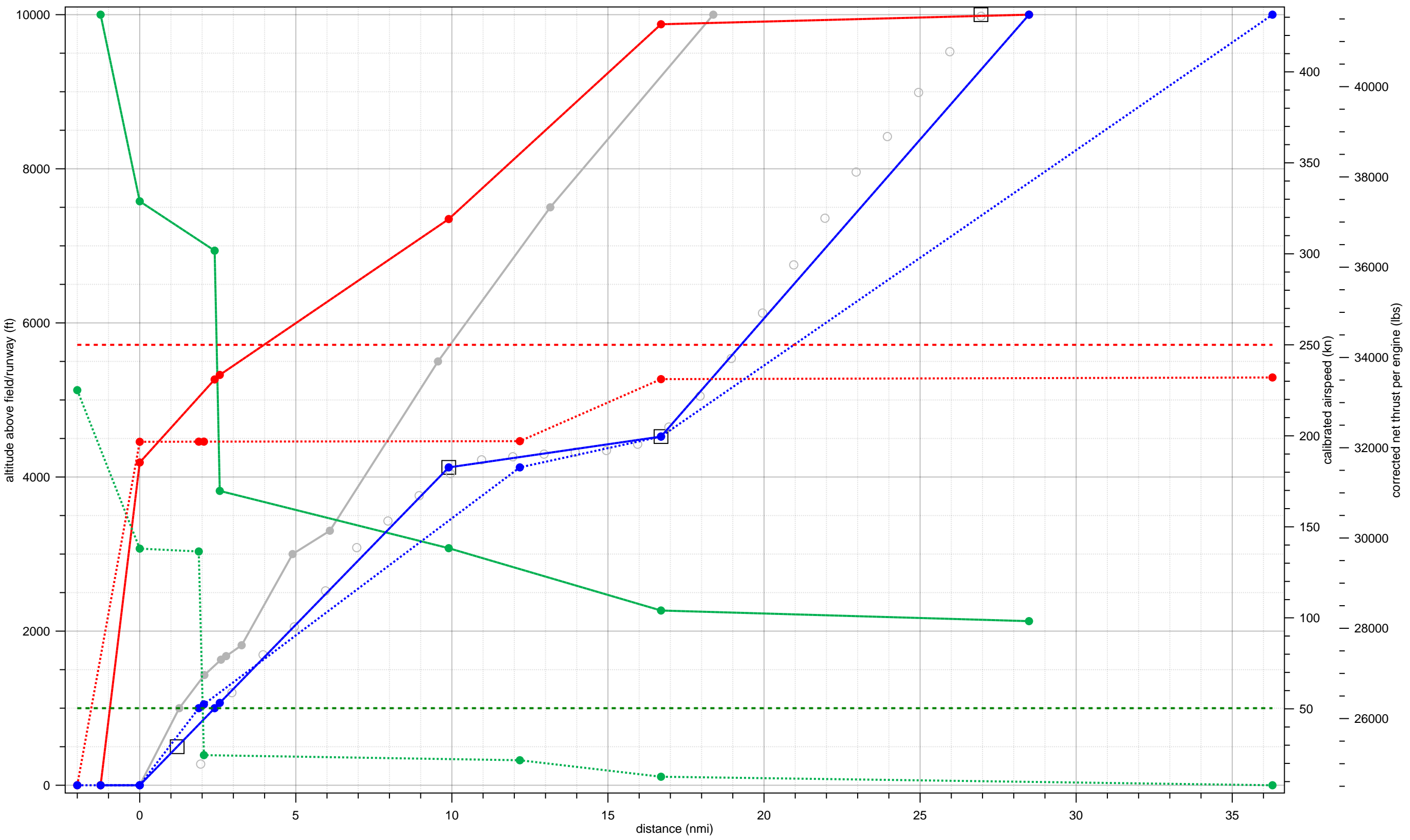
DC1030 fit to 37-D-B763-HJ-5-4000-3to9-9to18 (Standard Weight = 69%)



Legend

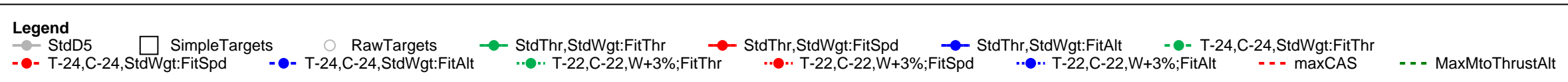
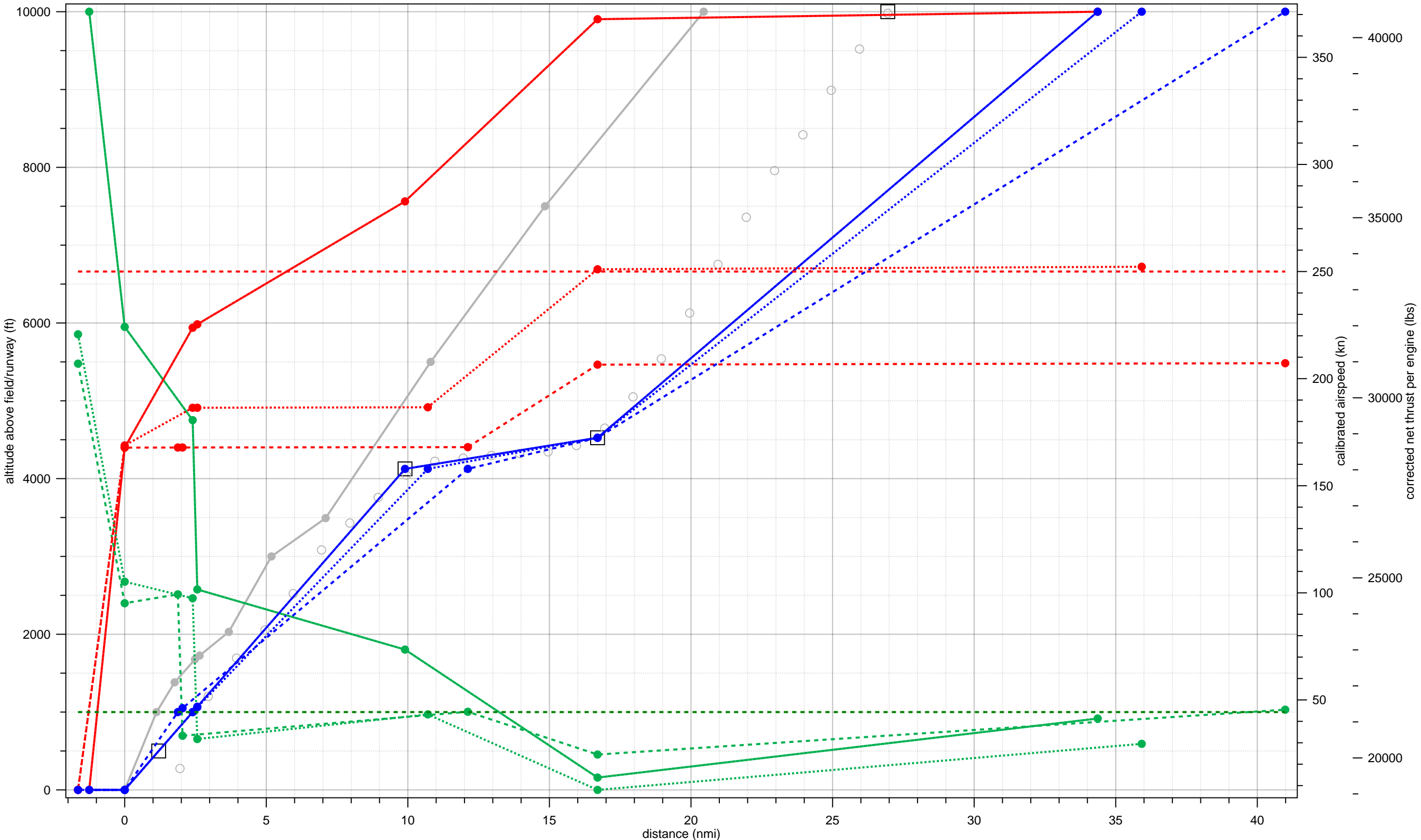
- StdD5 (Grey solid line with filled circles)
- SimpleTargets (Open square)
- RawTargets (Open circle)
- StdThr, StdWgt: FitThr (Green solid line with filled circles)
- StdThr, StdWgt: FitSpd (Red solid line with filled circles)
- StdThr, StdWgt: FitAlt (Blue solid line with filled circles)
- T-28, C-28, StdWgt: FitThr (Green dotted line with filled circles)
- T-22, C-22, W+6%; FitThr (Green dotted line with filled circles)
- maxCAS (Red dashed line)
- MaxMtoThrustAlt (Green dashed line)
- T-28, C-28, StdWgt: FitSpd (Red dotted line with filled circles)
- T-22, C-22, W+6%; FitSpd (Red dotted line with filled circles)
- T-28, C-28, StdWgt: FitAlt (Blue dotted line with filled circles)
- T-22, C-22, W+6%; FitAlt (Blue dotted line with filled circles)

DC1040 fit to 37-D-B763-HJ-5-4000-3to9-9to18 (Standard Weight = 68%)

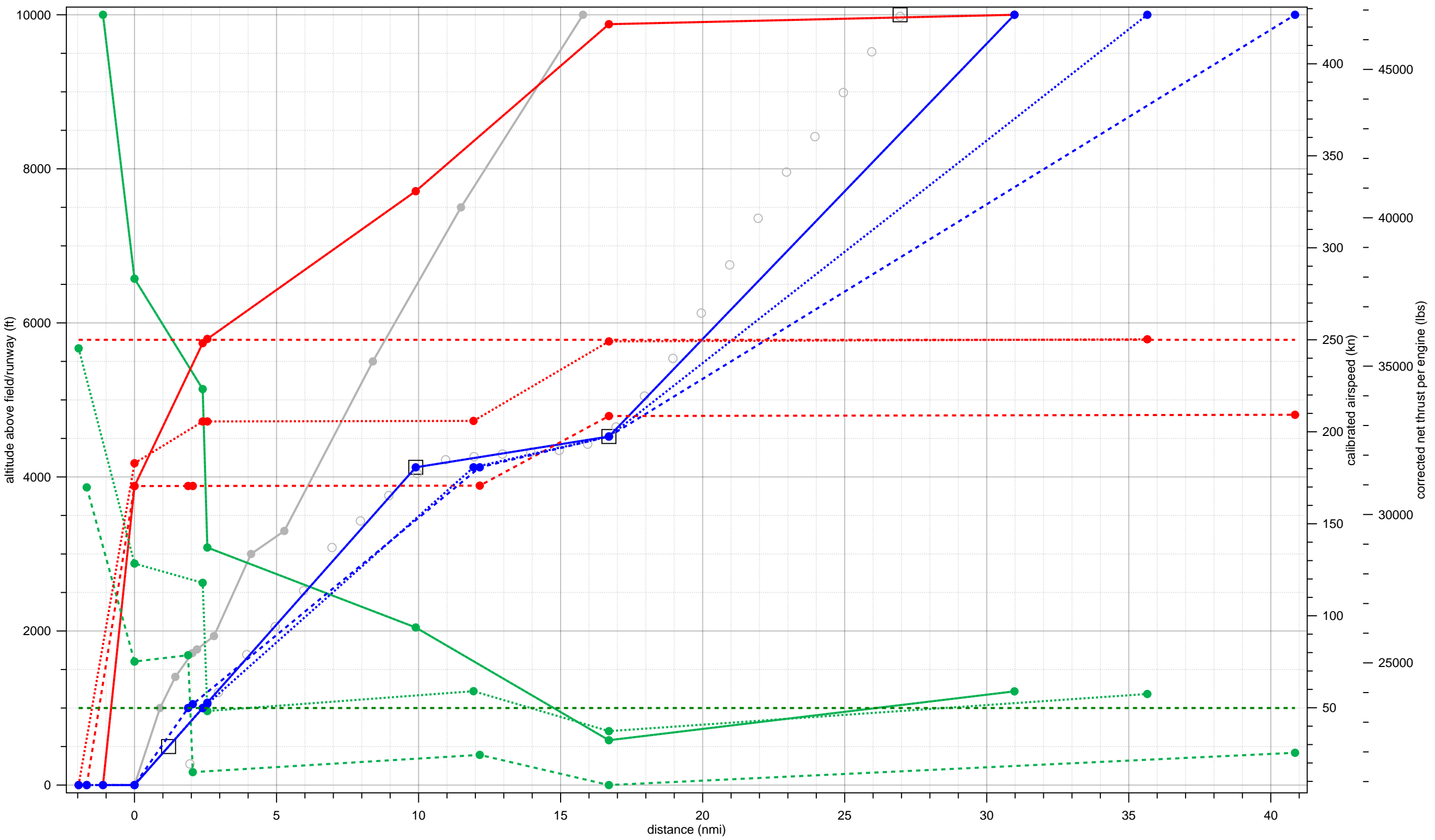


Legend						
● StdD5	□ SimpleTargets	○ RawTargets	● StdThr,StdWgt:FitThr	● StdThr,StdWgt:FitSpd	● StdThr,StdWgt:FitAlt	● T-20,C-20,W+21%;FitThr
● T-20,C-20,W+21%;FitSpd	● T-20,C-20,W+21%;FitAlt	--- maxCAS	--- MaxMtoThrustAlt			

L1011 fit to 37-D-B763-HJ-5-4000-3to9-9to18 (Standard Weight = 86%)

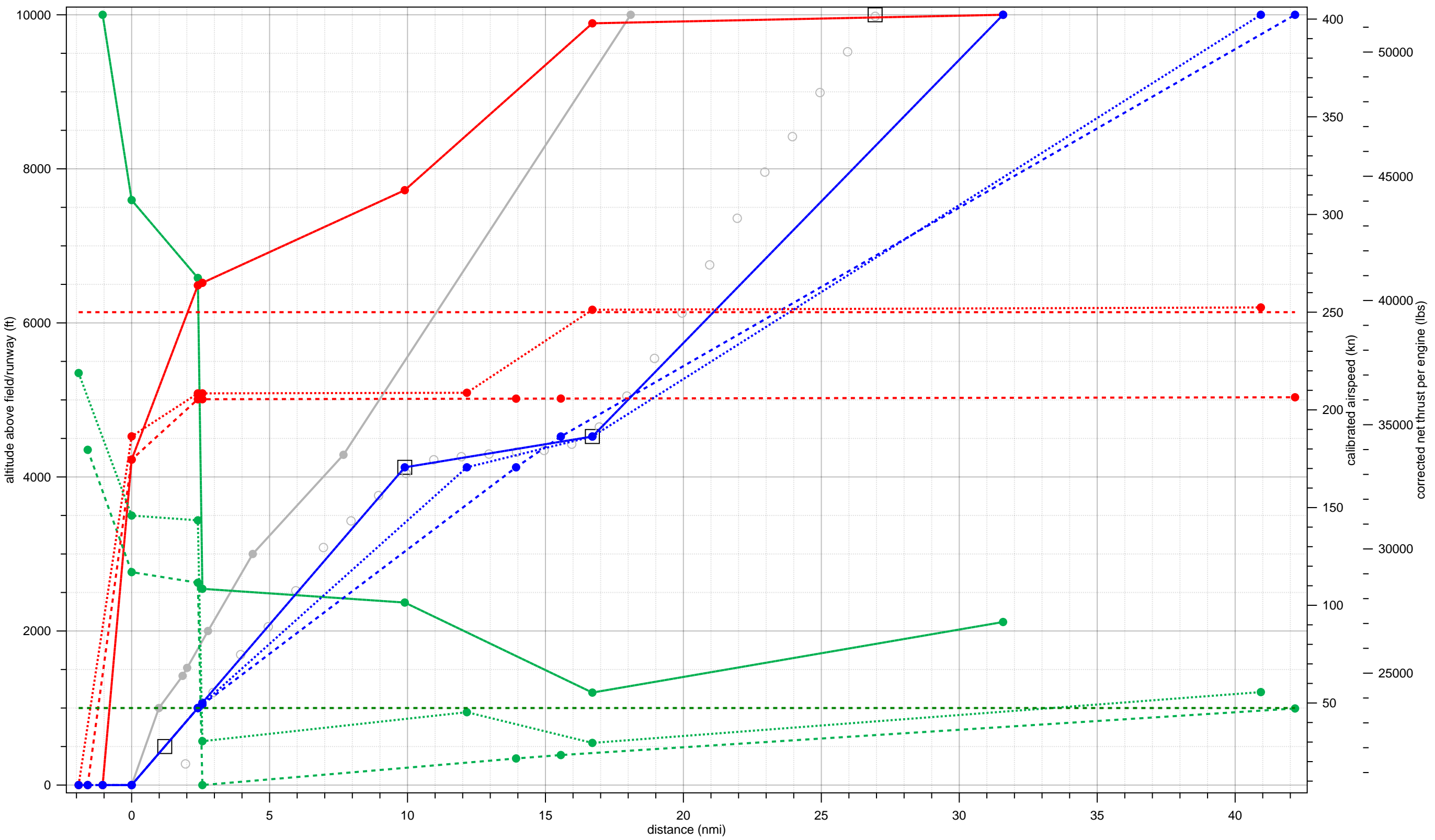


L10115 fit to 37-D-B763-HJ-5-4000-3to9-9to18 (Standard Weight = 66%)



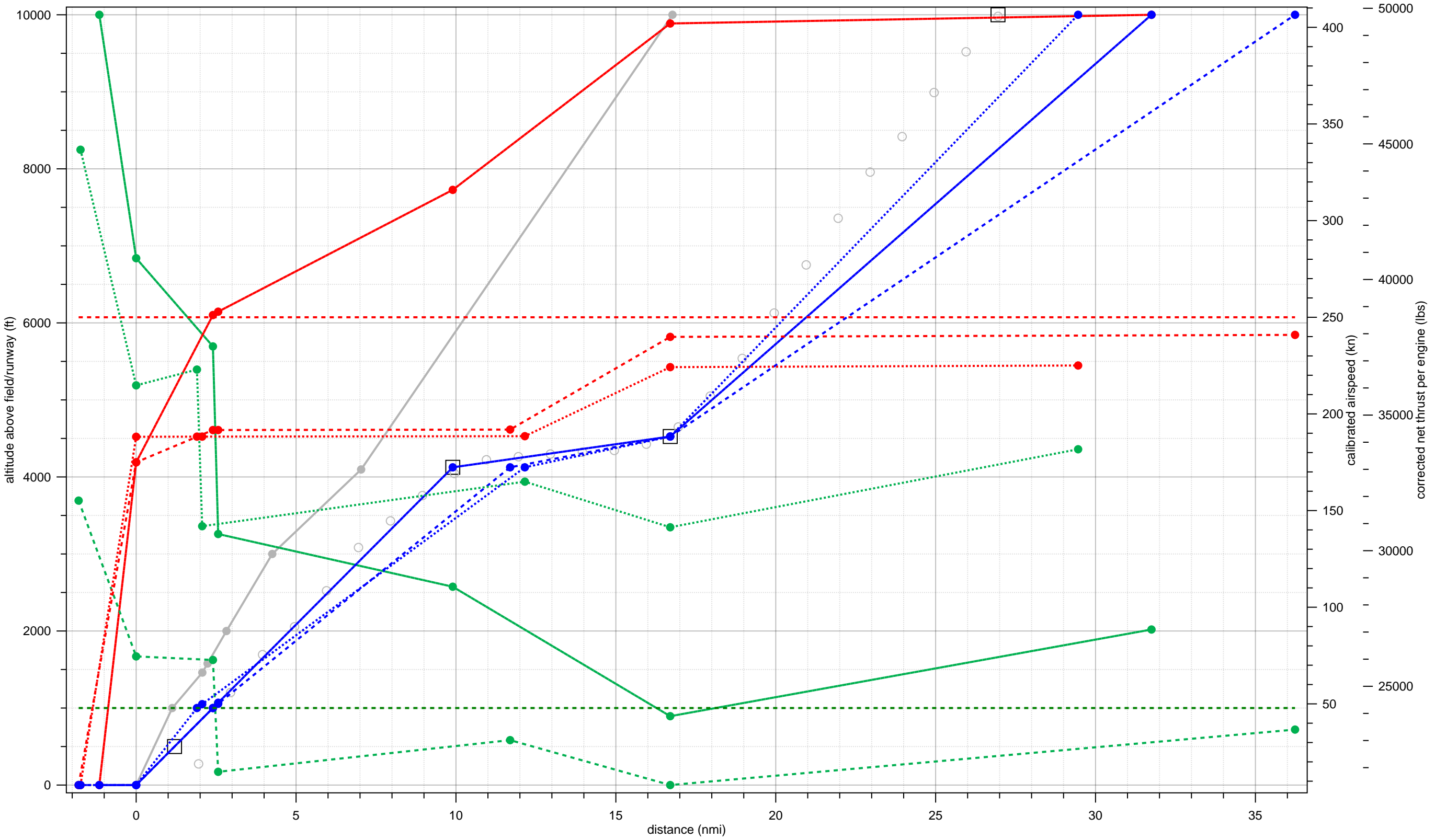
Legend							
—●— StdD5	□ SimpleTargets	○ RawTargets	—●— StdThr,StdWgt:FitThr	—●— StdThr,StdWgt:FitSpd	—●— StdThr,StdWgt:FitAlt	—●— T-34,C-34,StdWgt:FitThr	
—●— T-34,C-34,StdWgt:FitSpd	—●— T-34,C-34,StdWgt:FitAlt	—●— T-24,C-24,W+22%;FitThr	—●— T-24,C-24,W+22%;FitSpd	—●— T-24,C-24,W+22%;FitAlt	—●— T-24,C-24,W+22%;FitAlt	—●— maxCAS	
—●— MaxMtoThrustAlt							

MD11GE fit to 37-D-B763-HJ-5-4000-3to9-9to18 (Standard Weight = 52%)



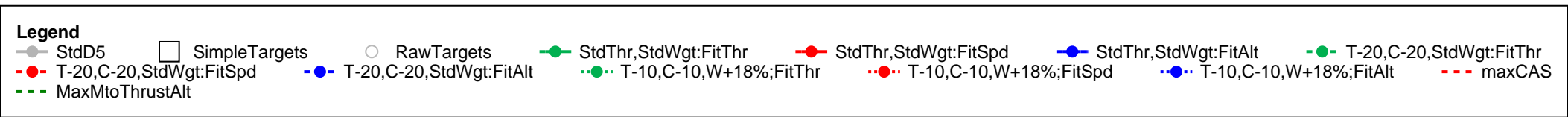
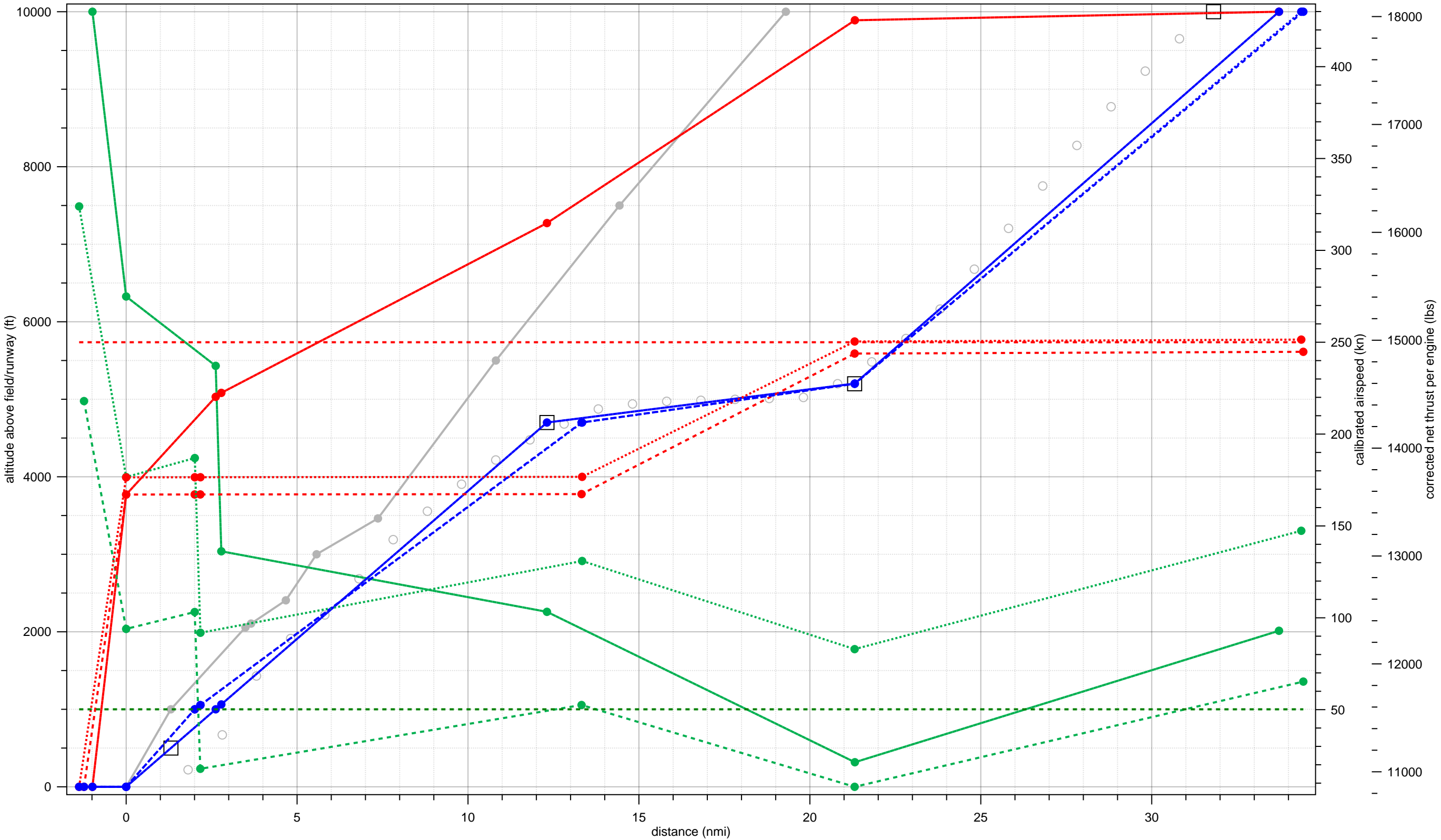
Legend							
—●— StdD5	□ SimpleTargets	○ RawTargets	—●— StdThr,StdWgt:FitThr	—●— StdThr,StdWgt:FitSpd	—●— StdThr,StdWgt:FitAlt	—●— T-34,C-34,StdWgt:FitThr	
—●— T-34,C-34,StdWgt:FitSpd	—●— T-34,C-34,StdWgt:FitAlt	—●— T-28,C-28,W+18%;FitThr	—●— T-28,C-28,W+18%;FitSpd	—●— T-28,C-28,W+18%;FitAlt	—●— T-28,C-28,W+18%;FitAlt	—●— maxCAS	
—●— MaxMtoThrustAlt							

MD11PW fit to 37-D-B763-HJ-5-4000-3to9-9to18 (Standard Weight = 52%)

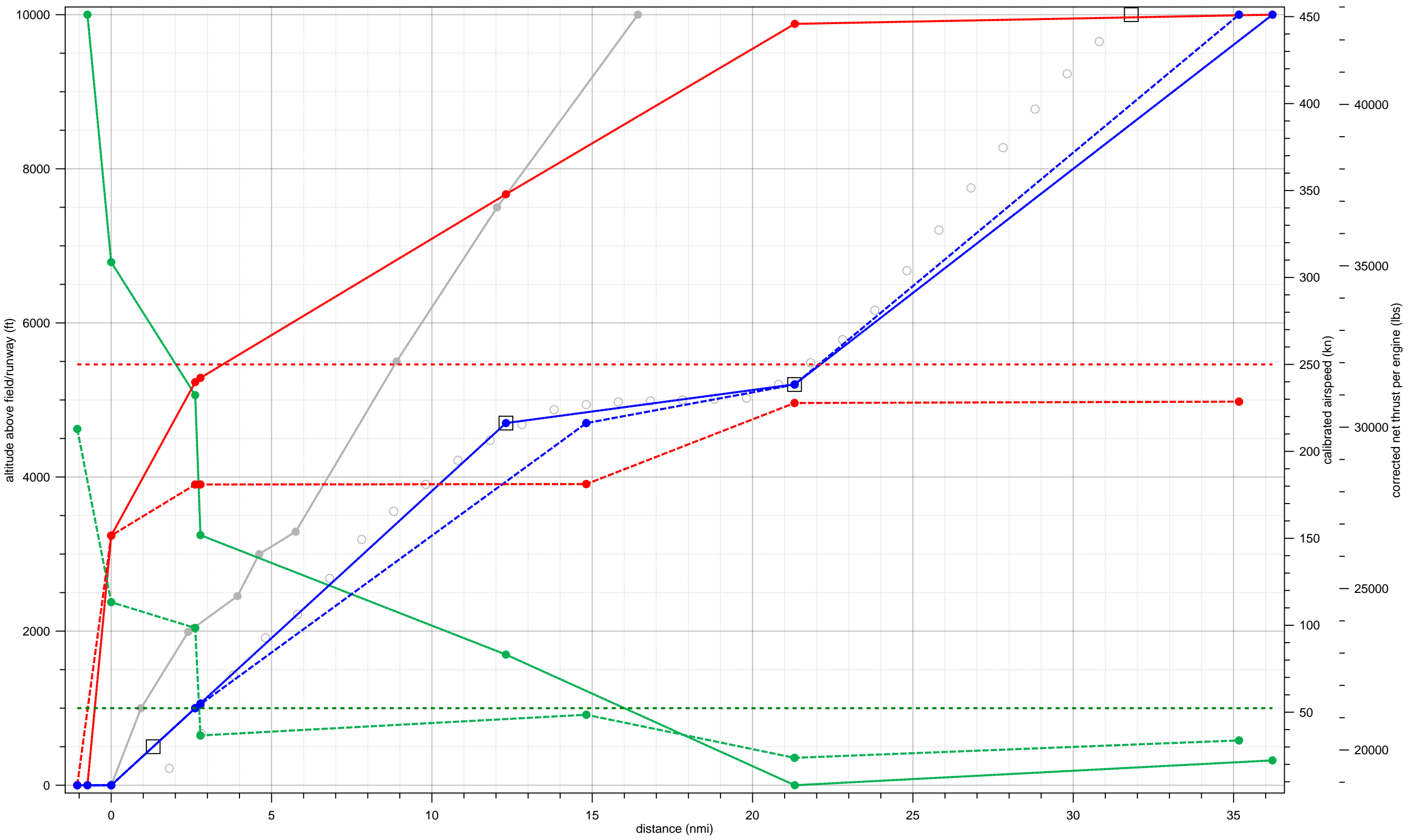


Legend							
—●— StdD5	□ SimpleTargets	○ RawTargets	—●— StdThr,StdWgt:FitThr	—●— StdThr,StdWgt:FitSpd	—●— StdThr,StdWgt:FitAlt	—●— T-36,C-36,StdWgt:FitThr	
—●— T-36,C-36,StdWgt:FitSpd	—●— T-36,C-36,StdWgt:FitAlt	—●— T-10,C-10,W+20%;FitThr	—●— T-10,C-10,W+20%;FitSpd	—●— T-10,C-10,W+20%;FitAlt	—●— T-10,C-10,W+20%;FitAlt	—●— maxCAS	
—●— MaxMtoThrustAlt							

707QN fit to 38-D-B763-HJ-5-5000-3to9-9to18 (Standard Weight = 75%)



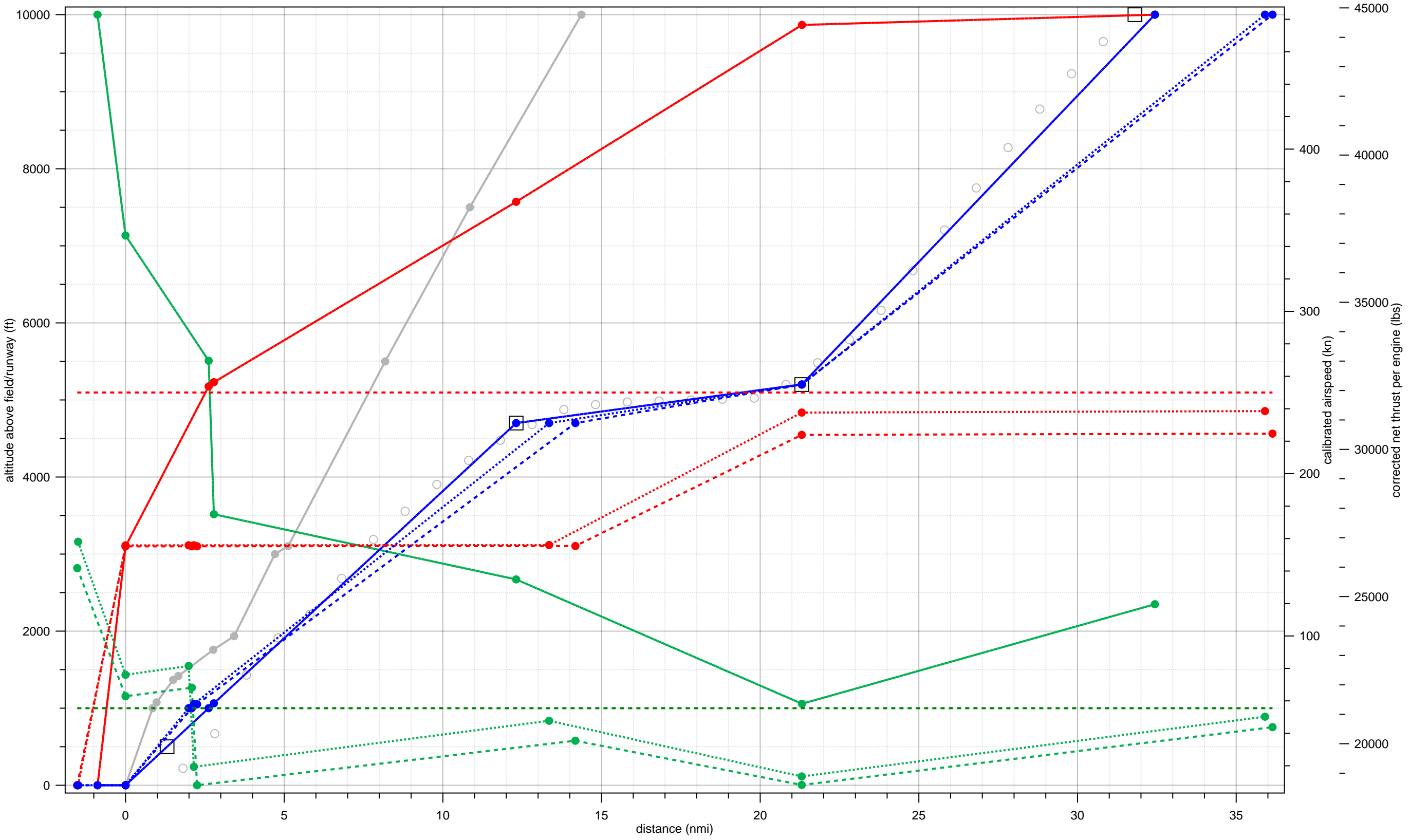
747SP fit to 38-D-B763-HJ-5-5000-3to9-9to18 (Standard Weight = 42%)



Legend

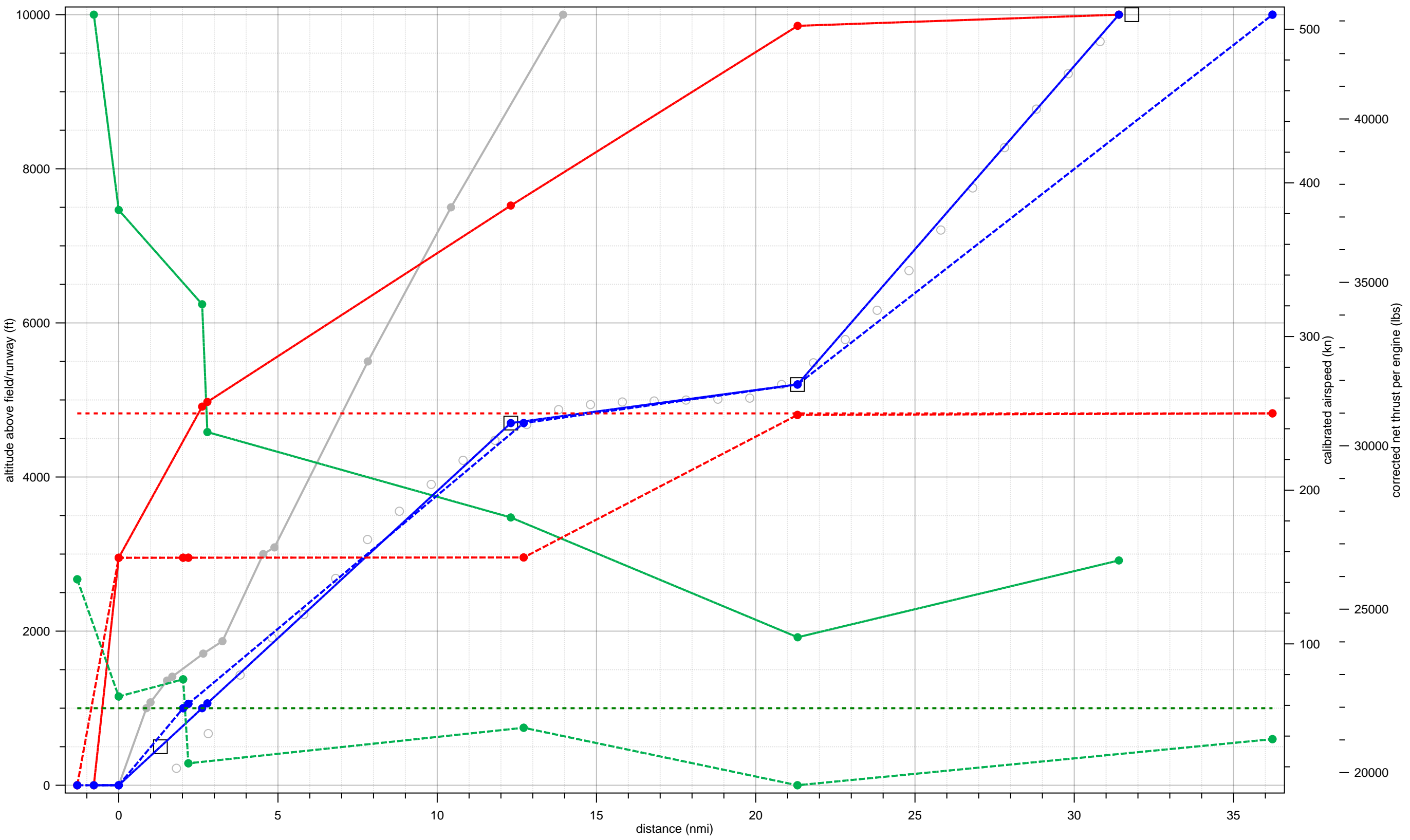
- StdD5 (Grey solid line with circles)
- SimpleTargets (Open square)
- RawTargets (Open circle)
- StdThr, StdWgt: FitThr (Green solid line with circles)
- StdThr, StdWgt: FitSpd (Red solid line with circles)
- StdThr, StdWgt: FitAlt (Blue solid line with circles)
- T-30, C-30, StdWgt: FitThr (Green dashed line with circles)
- T-30, C-30, W+0%: FitThr (Green dotted line with circles)
- T-30, C-30, W+0%: FitSpd (Red dotted line with circles)
- T-30, C-30, W+0%: FitAlt (Blue dotted line with circles)
- maxCAS (Red dashed line)
- MaxMtoThrustAlt (Green dashed line)

767CF6 fit to 38-D-B763-HJ-5-5000-3to9-9to18 (Standard Weight = 74%)



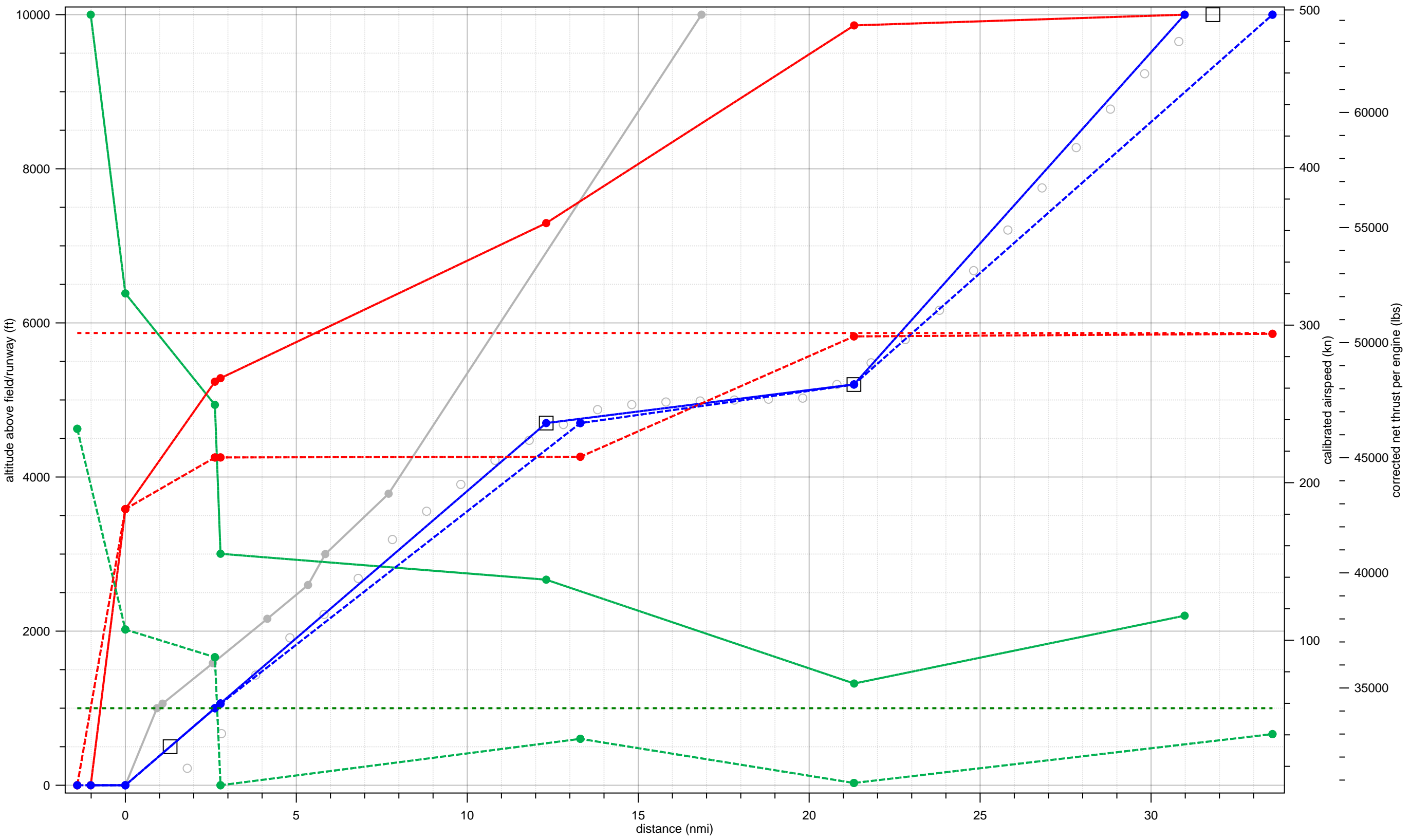
Legend											
—●— StdD5	□ SimpleTargets	○ RawTargets	—●— StdThr,StdWgt:FitThr	—●— StdThr,StdWgt:FitSpd	—●— StdThr,StdWgt:FitAlt	—●— T-42,C-42,StdWgt:FitThr	—●— T-40,C-40,W+2%;FitThr	—●— T-40,C-40,W+2%;FitSpd	—●— T-40,C-40,W+2%;FitAlt	—●— maxCAS	—●— MaxMtoThrustAlt

767JT9 fit to 38-D-B763-HJ-5-5000-3to9-9to18 (Standard Weight = 60%)



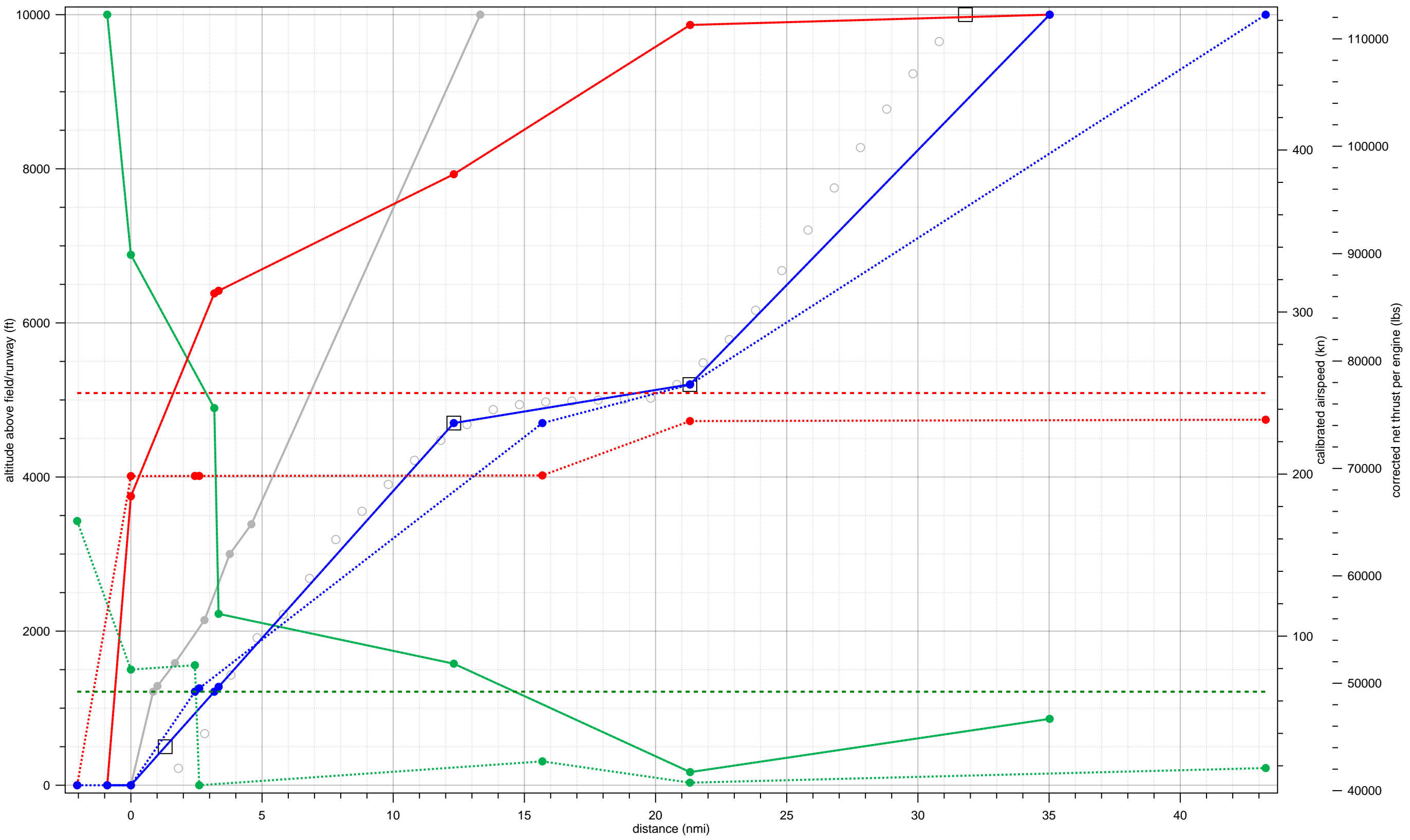
Legend													
—●— StdD5	□ SimpleTargets	○ RawTargets	—●— StdThr,StdWgt:FitThr	—●— StdThr,StdWgt:FitSpd	—●— StdThr,StdWgt:FitAlt	—●— T-40,C-40,StdWgt:FitThr	—●— T-40,C-40,StdWgt:FitSpd	—●— T-40,C-40,StdWgt:FitAlt	—●— T-40,C-40,W+0%;FitThr	—●— T-40,C-40,W+0%;FitSpd	—●— T-40,C-40,W+0%;FitAlt	—●— maxCAS	—●— MaxMtoThrustAlt

7478 fit to 38-D-B763-HJ-5-5000-3to9-9to18 (Standard Weight = 67%)



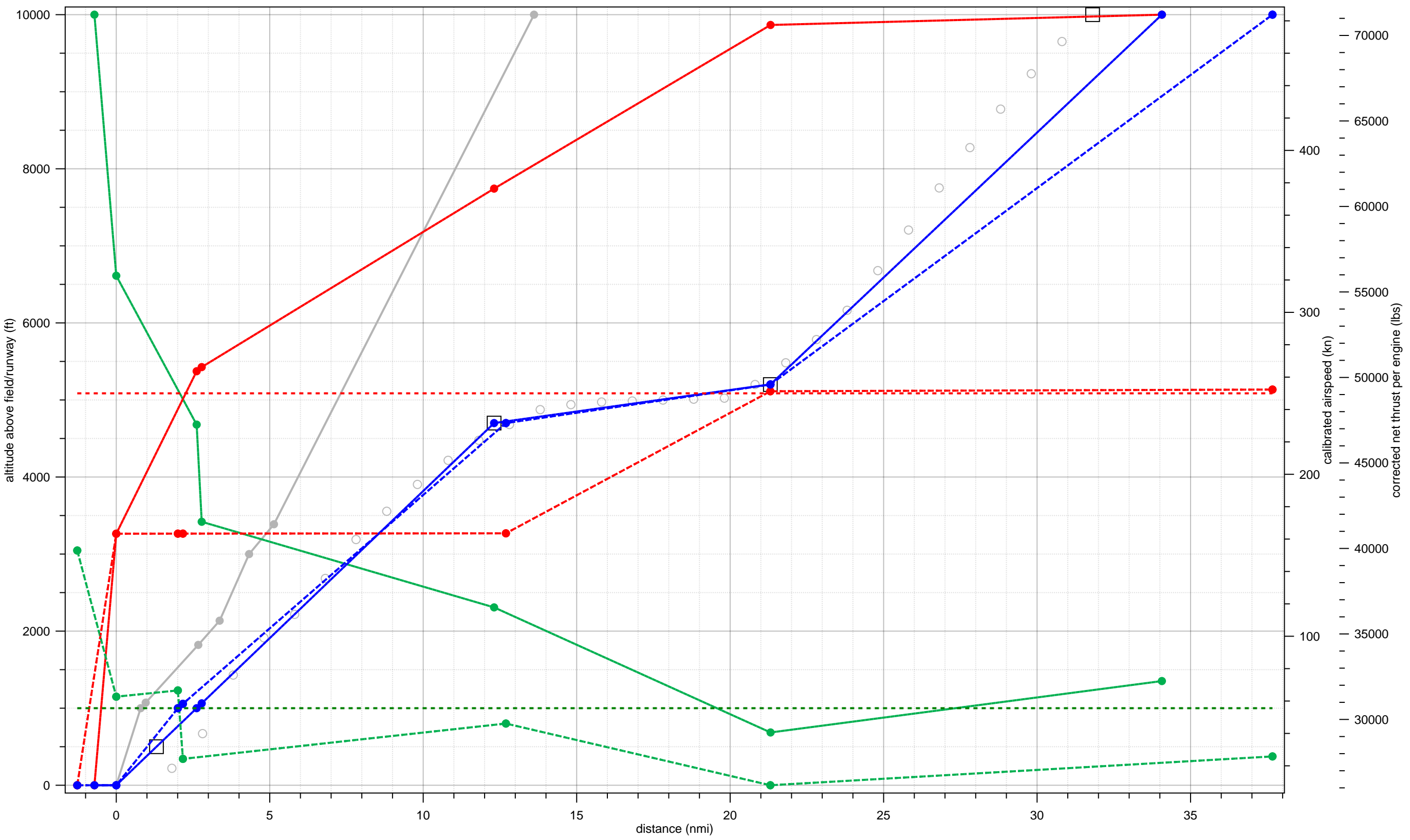
Legend											
StdD5	SimpleTargets	RawTargets	StdThr, StdWgt: FitThr	StdThr, StdWgt: FitSpd	StdThr, StdWgt: FitAlt	T-28, C-28, StdWgt: FitThr	T-28, C-28, W+0%: FitThr	T-28, C-28, W+0%: FitSpd	T-28, C-28, W+0%: FitAlt	maxCAS	MaxMtoThrustAlt

7773ER fit to 38-D-B763-HJ-5-5000-3to9-9to18 (Standard Weight = 57%)



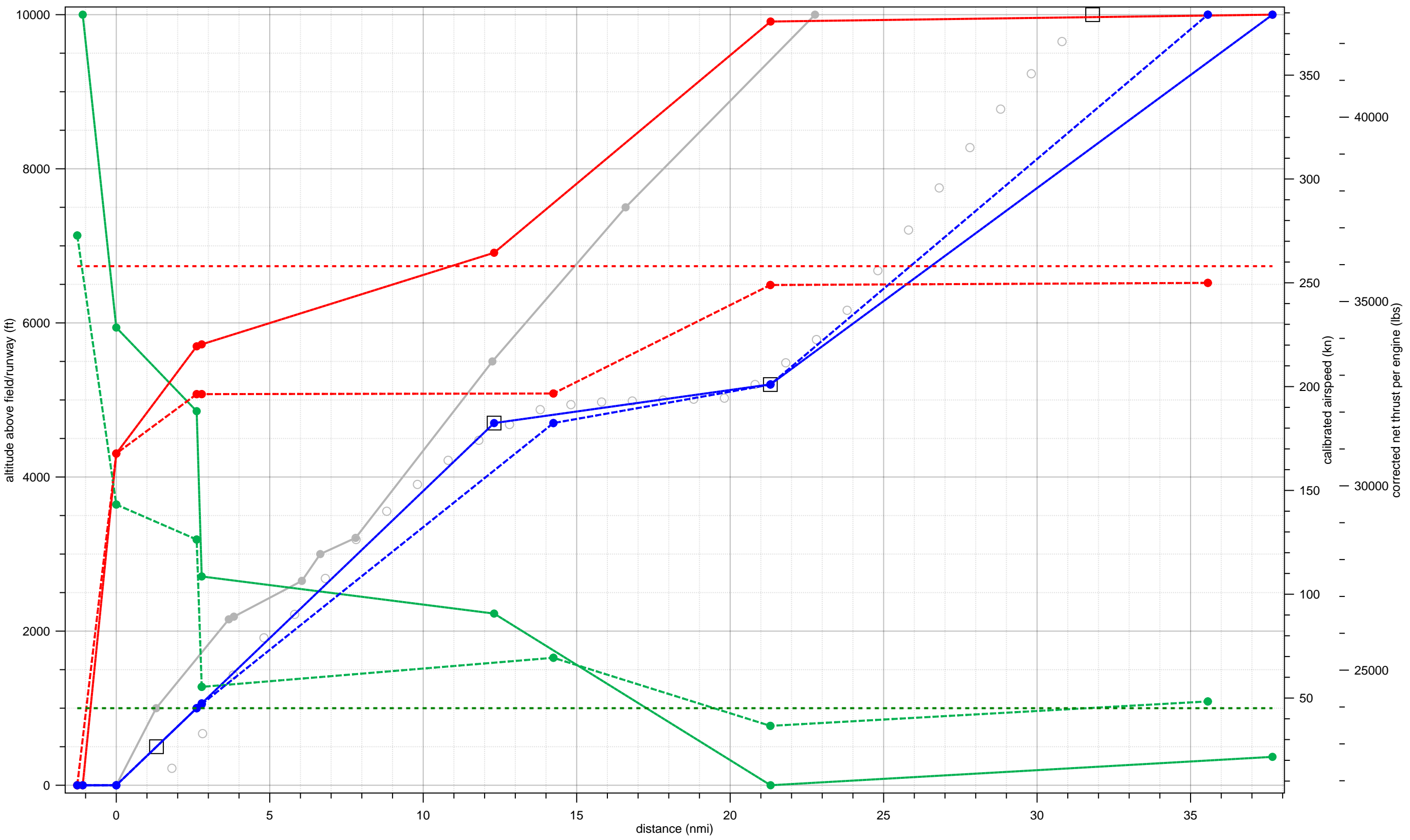
Legend						
StdD5	SimpleTargets	RawTargets	StdThr,StdWgt:FitThr	StdThr,StdWgt:FitSpd	StdThr,StdWgt:FitAlt	T-42,C-42,W+21%;FitThr
T-42,C-42,W+21%;FitSpd	T-42,C-42,W+21%;FitAlt	maxCAS	MaxMtoThrustAlt			

7878R fit to 38-D-B763-HJ-5-5000-3to9-9to18 (Standard Weight = 62%)



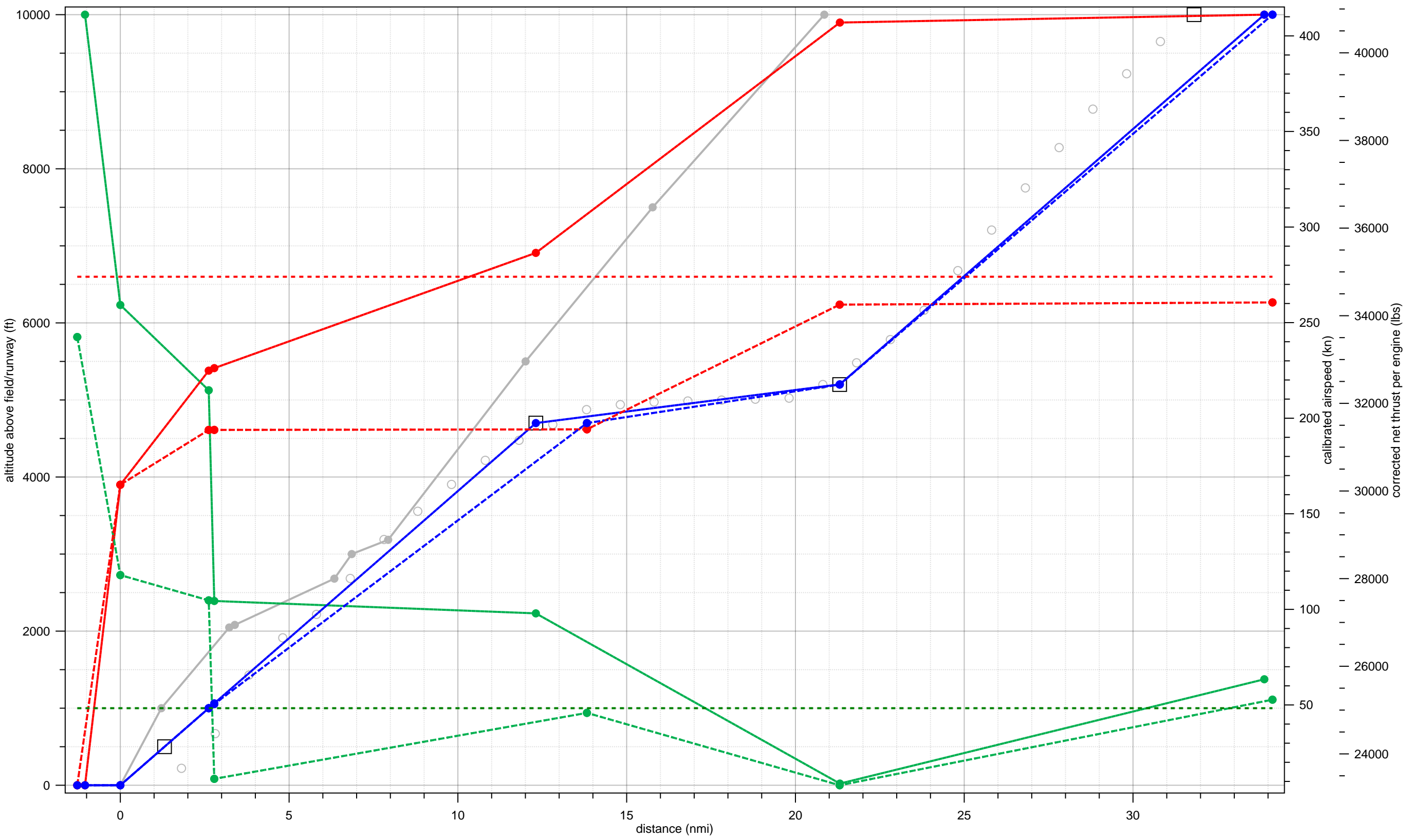
Legend											
StdD5	SimpleTargets	RawTargets	StdThr, StdWgt:FitThr	StdThr, StdWgt:FitSpd	StdThr, StdWgt:FitAlt	T-44, C-44, StdWgt:FitThr	T-44, C-44, W+0%;FitThr	T-44, C-44, W+0%;FitSpd	T-44, C-44, W+0%;FitAlt	maxCAS	MaxMtoThrustAlt
(grey solid line)	(open square)	(open circle)	(green solid line)	(red solid line)	(blue solid line)	(green dashed line)	(green dotted line)	(red dotted line)	(blue dotted line)	(red dashed line)	(green dotted line)

74710Q fit to 38-D-B763-HJ-5-5000-3to9-9to18 (Standard Weight = 69%)



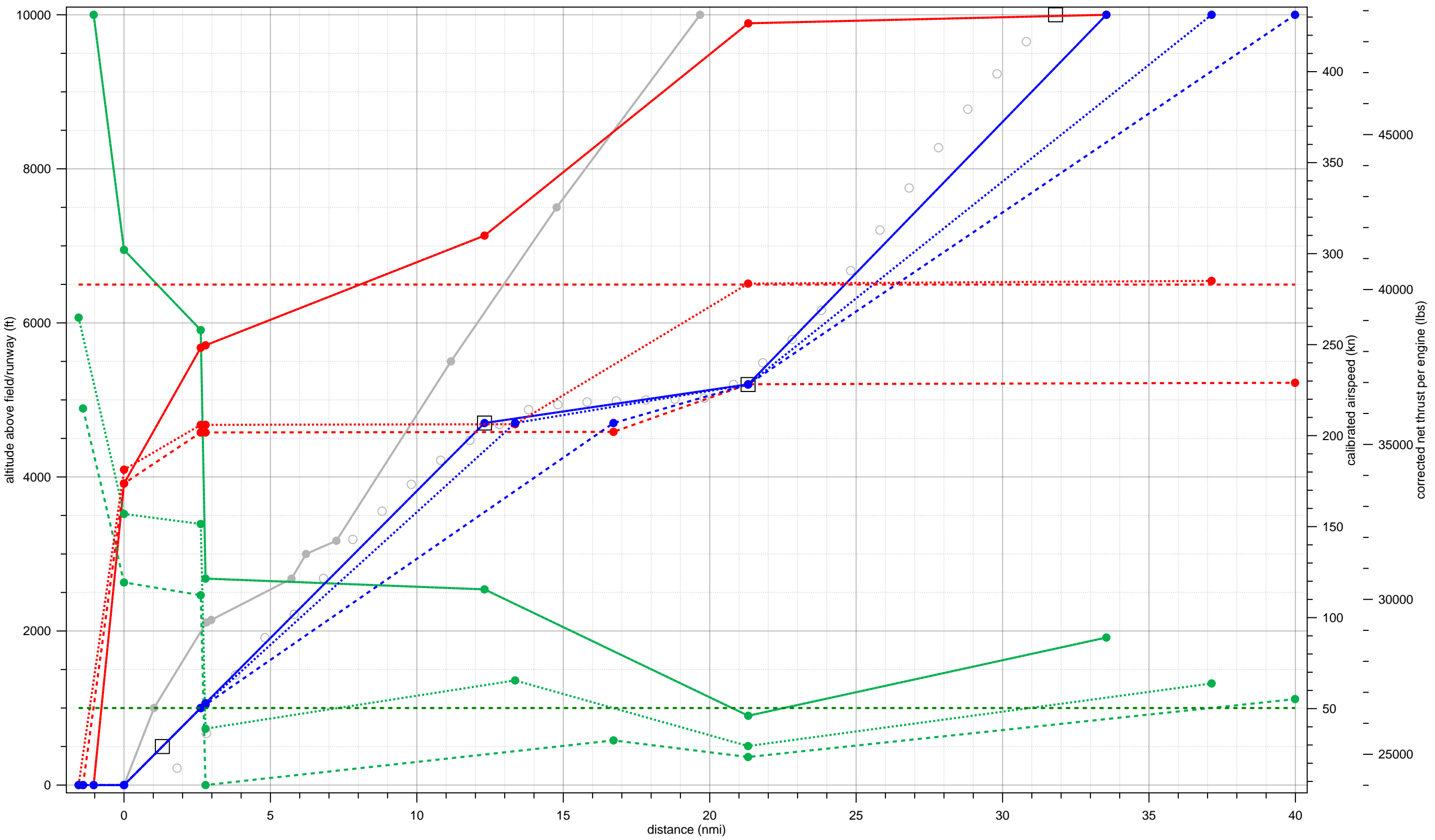
Legend									
—●— StdD5	□ SimpleTargets	○ RawTargets	—●— StdThr,StdWgt:FitThr	—●— StdThr,StdWgt:FitSpd	—●— StdThr,StdWgt:FitAlt	—●— T-14,C-14,StdWgt:FitThr			
- - -●- - - T-14,C-14,StdWgt:FitSpd	- - -●- - - T-14,C-14,StdWgt:FitAlt	- - -●- - - T-14,C-14,W+0%;FitThr	- - -●- - - T-14,C-14,W+0%;FitSpd	- - -●- - - T-14,C-14,W+0%;FitAlt	- - - - - maxCAS	- - - - - MaxMtoThrustAlt			

74720A fit to 38-D-B763-HJ-5-5000-3to9-9to18 (Standard Weight = 57%)



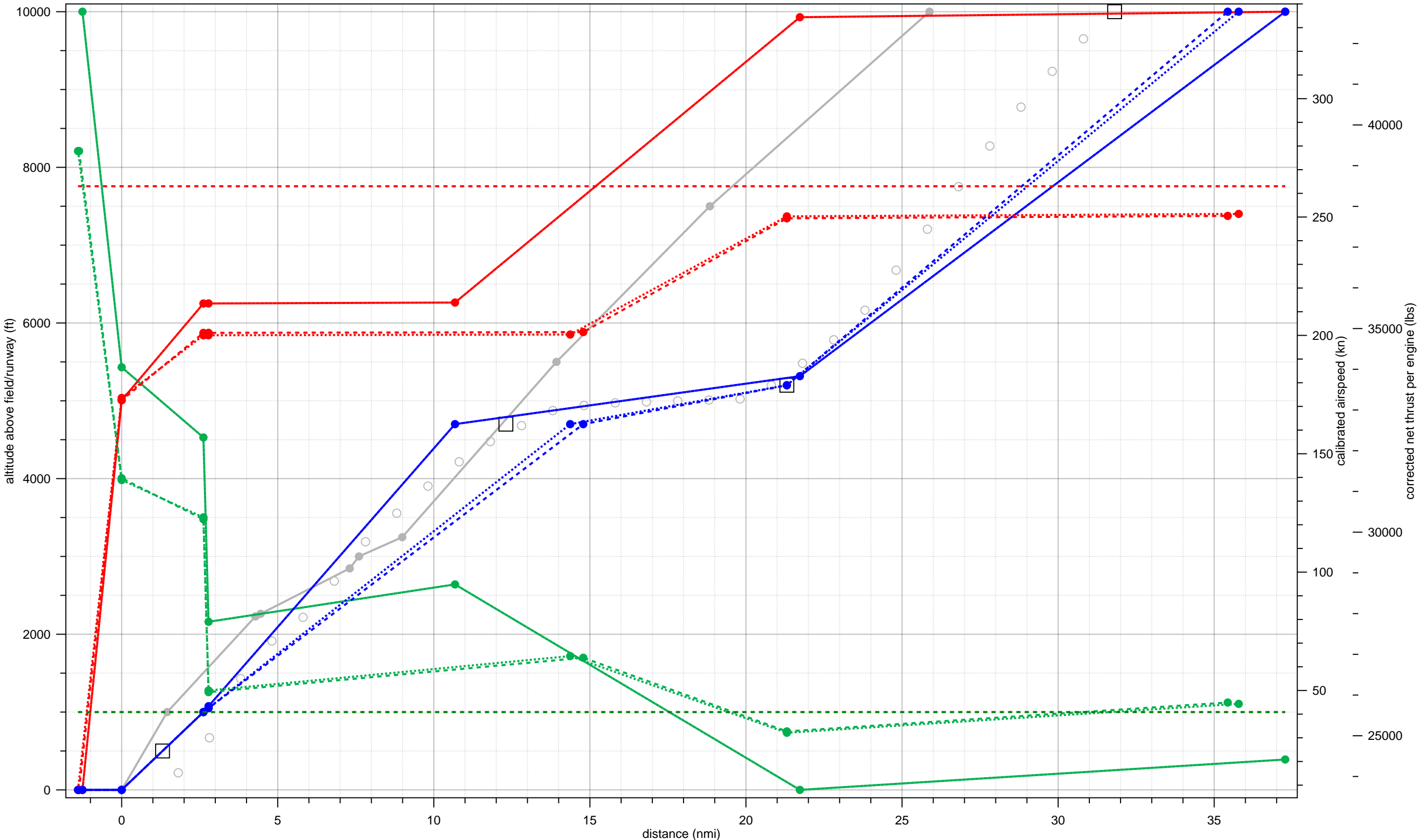
Legend													
—●— StdD5	□ SimpleTargets	○ RawTargets	—●— StdThr,StdWgt:FitThr	—●— StdThr,StdWgt:FitSpd	—●— StdThr,StdWgt:FitAlt	—●— T-18,C-18,StdWgt:FitThr	—●— T-18,C-18,StdWgt:FitSpd	—●— T-18,C-18,StdWgt:FitAlt	—●— T-18,C-18,W+1%;FitThr	—●— T-18,C-18,W+1%;FitSpd	—●— T-18,C-18,W+1%;FitAlt	--- maxCAS	--- MaxMtoThrustAlt

74720B fit to 38-D-B763-HJ-5-5000-3to9-9to18 (Standard Weight = 68%)



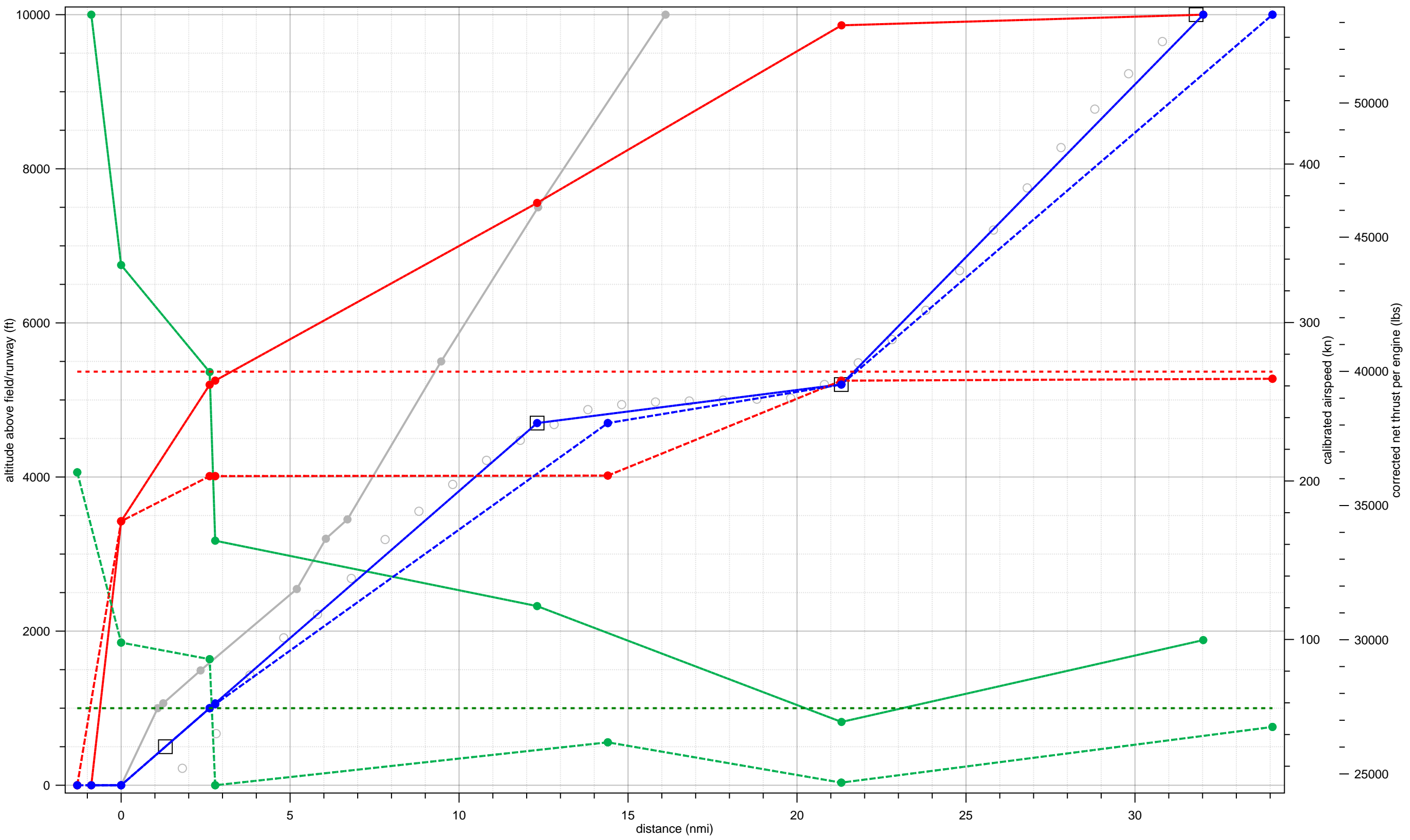
Legend							
—●— StdD5	□ SimpleTargets	○ RawTargets	—●— StdThr, StdWgt:FitThr	—●— StdThr, StdWgt:FitSpd	—●— StdThr, StdWgt:FitAlt	—●— T-26, C-26, StdWgt:FitThr	
—●— T-26, C-26, StdWgt:FitSpd	—●— T-26, C-26, StdWgt:FitAlt	—●— T-20, C-20, W+15%;FitThr	—●— T-20, C-20, W+15%;FitSpd	—●— T-20, C-20, W+15%;FitAlt	—●— maxCAS		
—●— MaxMtoThrustAlt							

747200 fit to 38-D-B763-HJ-5-5000-3to9-9to18 (Standard Weight = 72%)



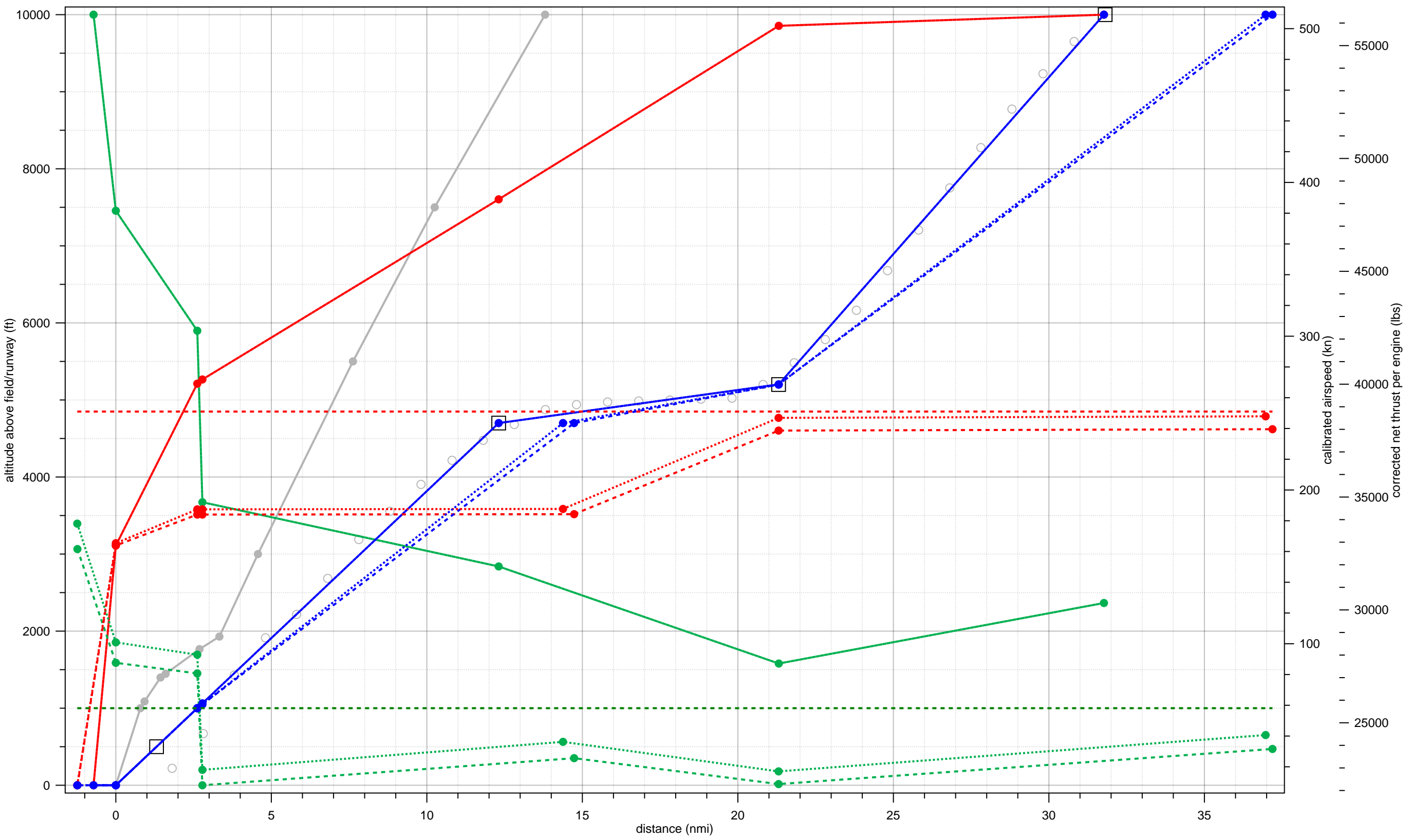
Legend													
—●— StdD5	□ SimpleTargets	○ RawTargets	—●— StdThr,StdWgt:FitThr	—●— StdThr,StdWgt:FitSpd	—●— StdThr,StdWgt:FitAlt	—●— T-08,C-08,StdWgt:FitThr	—●— T-08,C-08,StdWgt:FitSpd	—●— T-08,C-08,StdWgt:FitAlt	—●— T-08,C-08,W+2%;FitThr	—●— T-08,C-08,W+2%;FitSpd	—●— T-08,C-08,W+2%;FitAlt	—●— maxCAS	—●— MaxMtoThrustAlt

747400 fit to 38-D-B763-HJ-5-5000-3to9-9to18 (Standard Weight = 57%)



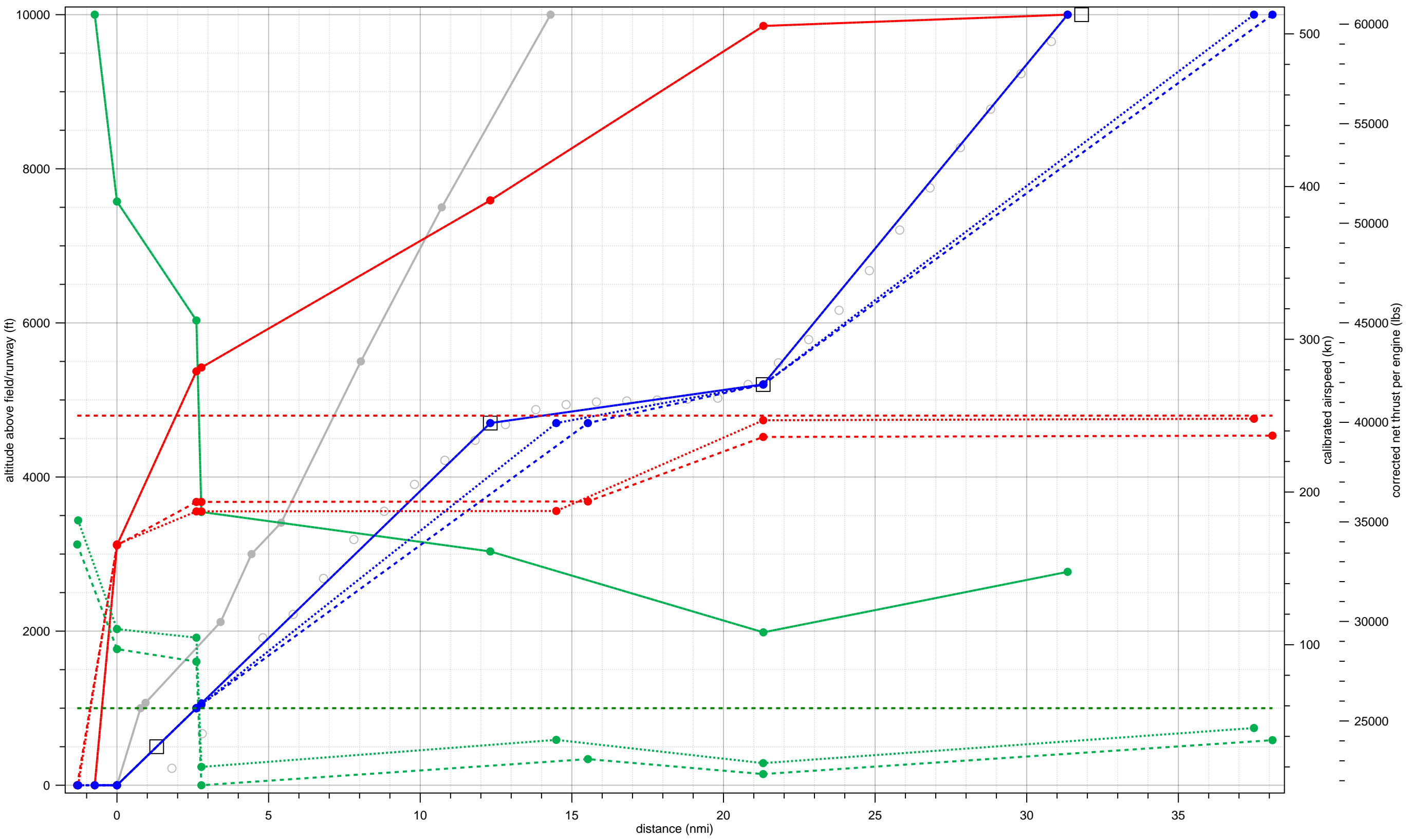
Legend											
—●— StdD5	□ SimpleTargets	○ RawTargets	—●— StdThr,StdWgt:FitThr	—●— StdThr,StdWgt:FitSpd	—●— StdThr,StdWgt:FitAlt	—●— T-32,C-32,StdWgt:FitThr	—●— T-32,C-32,W+1%;FitThr	—●— T-32,C-32,W+1%;FitSpd	—●— T-32,C-32,W+1%;FitAlt	—●— maxCAS	—●— MaxMtoThrustAlt

767300 fit to 38-D-B763-HJ-5-5000-3to9-9to18 (Standard Weight = 63%)



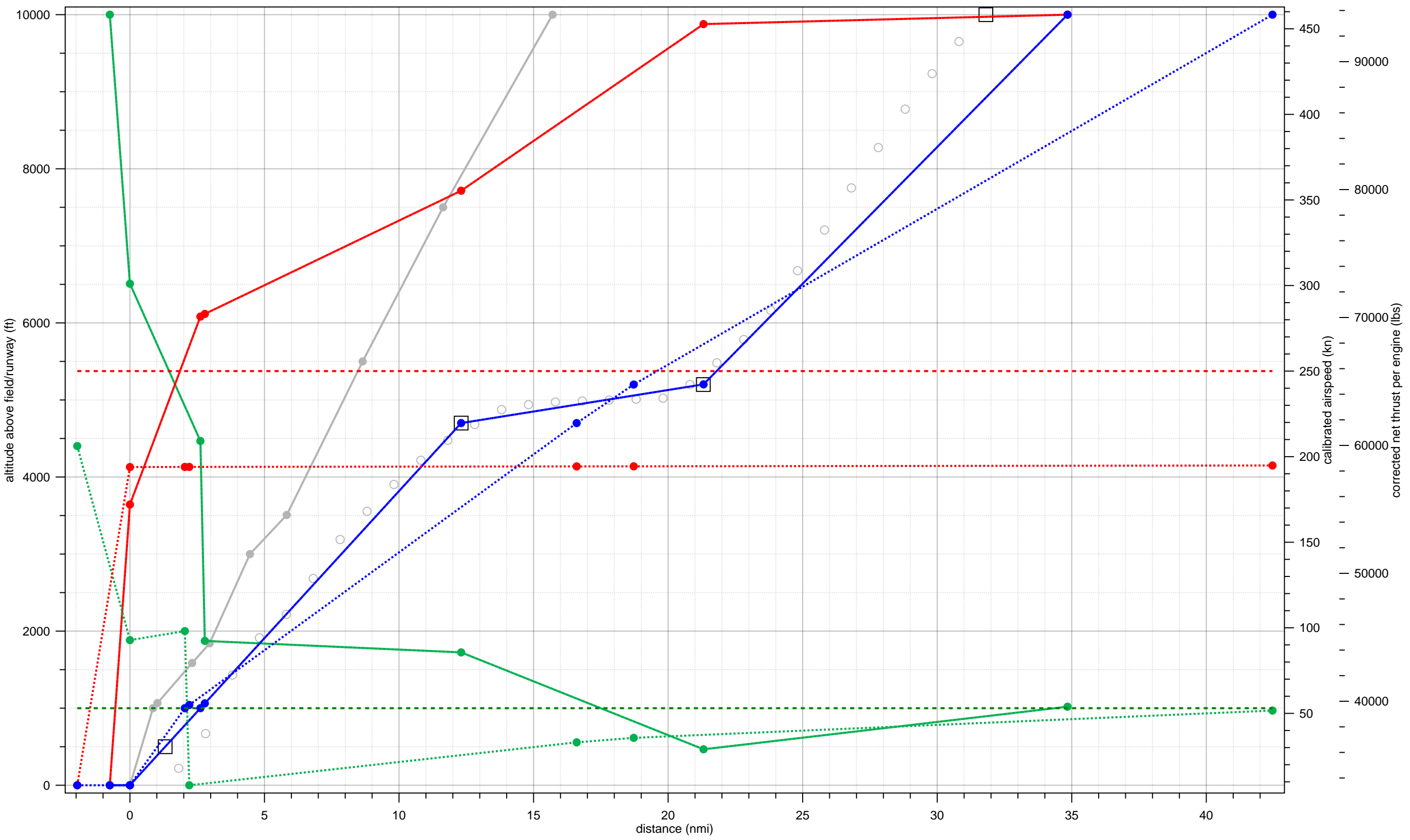
Legend													
—●— StdD5	□ SimpleTargets	○ RawTargets	—●— StdThr,StdWgt:FitThr	—●— StdThr,StdWgt:FitSpd	—●— StdThr,StdWgt:FitAlt	—●— T-42,C-42,StdWgt:FitThr	—●— T-40,C-40,W+3%;FitThr	—●— T-42,C-42,StdWgt:FitSpd	—●— T-40,C-40,W+3%;FitSpd	—●— T-42,C-42,StdWgt:FitAlt	—●— T-40,C-40,W+3%;FitAlt	--- maxCAS	--- MaxMtoThrustAlt

767400 fit to 38-D-B763-HJ-5-5000-3to9-9to18 (Standard Weight = 57%)



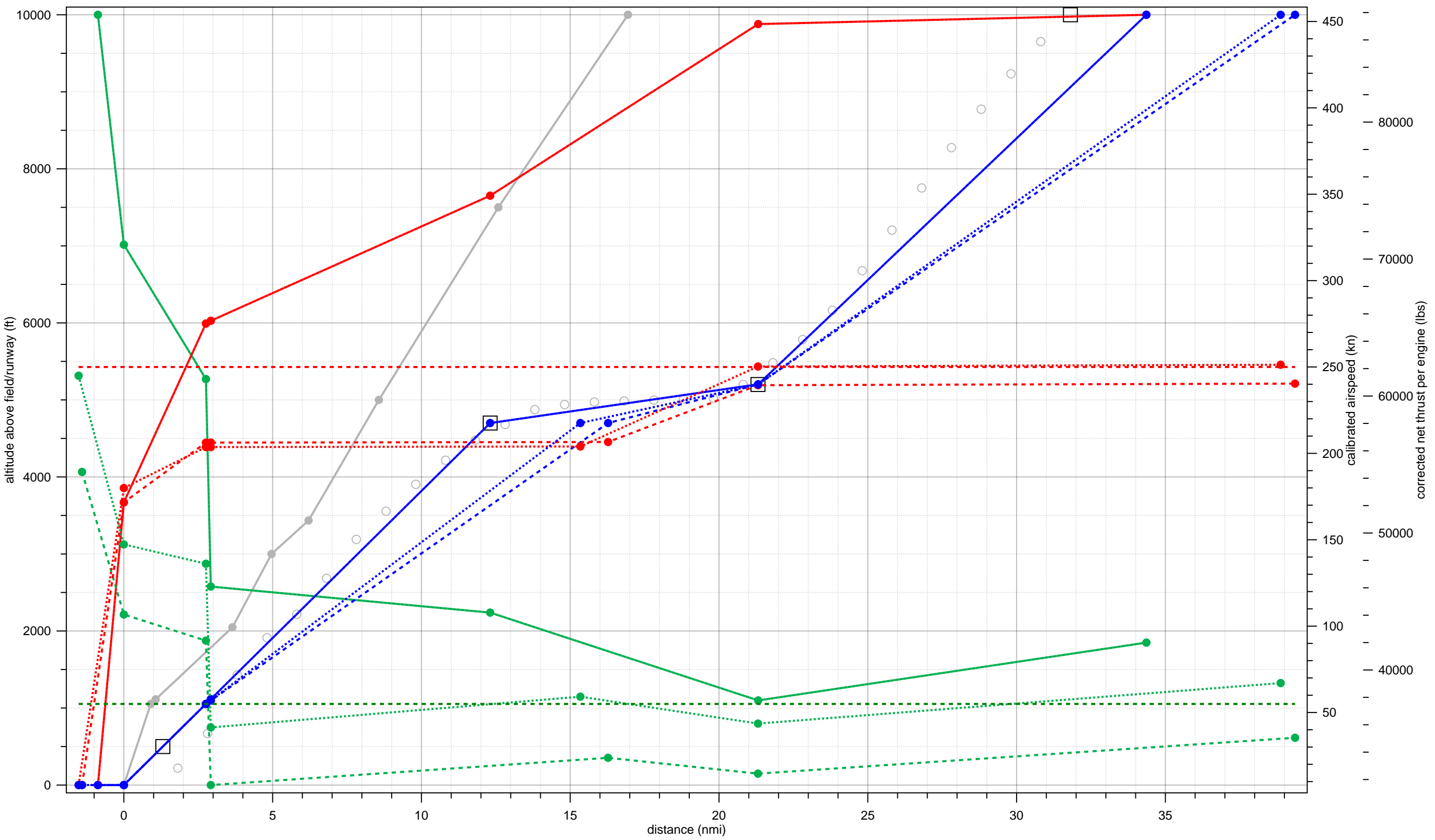
Legend											
—●— StdD5	□ SimpleTargets	○ RawTargets	—●— StdThr,StdWgt:FitThr	—●— StdThr,StdWgt:FitSpd	—●— StdThr,StdWgt:FitAlt	—●— T-44,C-44,StdWgt:FitThr	—●— T-42,C-42,W+1%;FitThr	—●— T-42,C-42,W+1%;FitSpd	—●— T-42,C-42,W+1%;FitAlt	--- maxCAS	--- MaxMtoThrustAlt

777200 fit to 38-D-B763-HJ-5-5000-3to9-9to18 (Standard Weight = 60%)



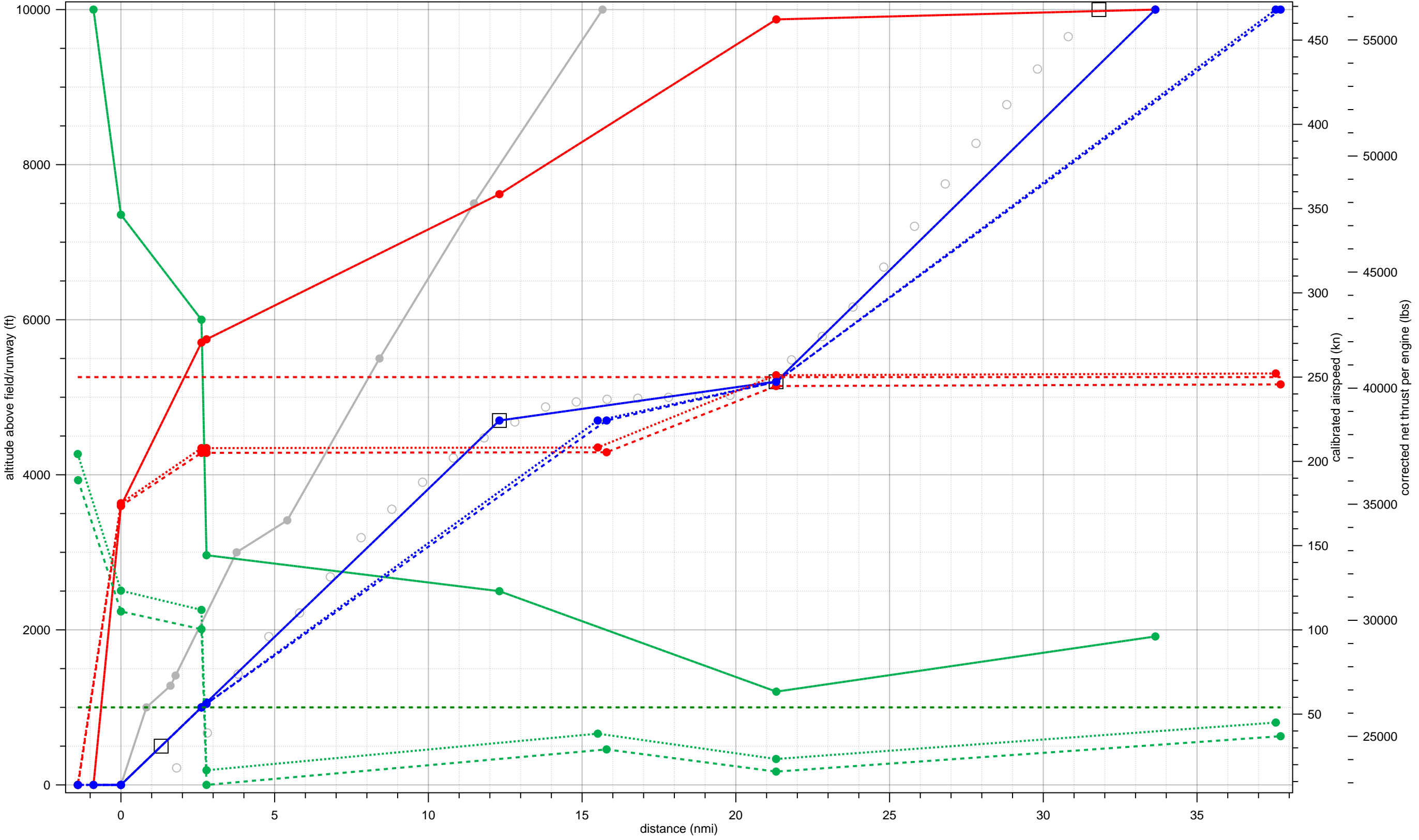
Legend						
● StdD5	□ SimpleTargets	○ RawTargets	● StdThr,StdWgt:FitThr	● StdThr,StdWgt:FitSpd	● StdThr,StdWgt:FitAlt	● T-36,C-36,W+40%;FitThr
● T-36,C-36,W+40%;FitSpd	● T-36,C-36,W+40%;FitAlt	--- maxCAS	--- MaxMtoThrustAlt			

777300 fit to 38-D-B763-HJ-5-5000-3to9-9to18 (Standard Weight = 57%)



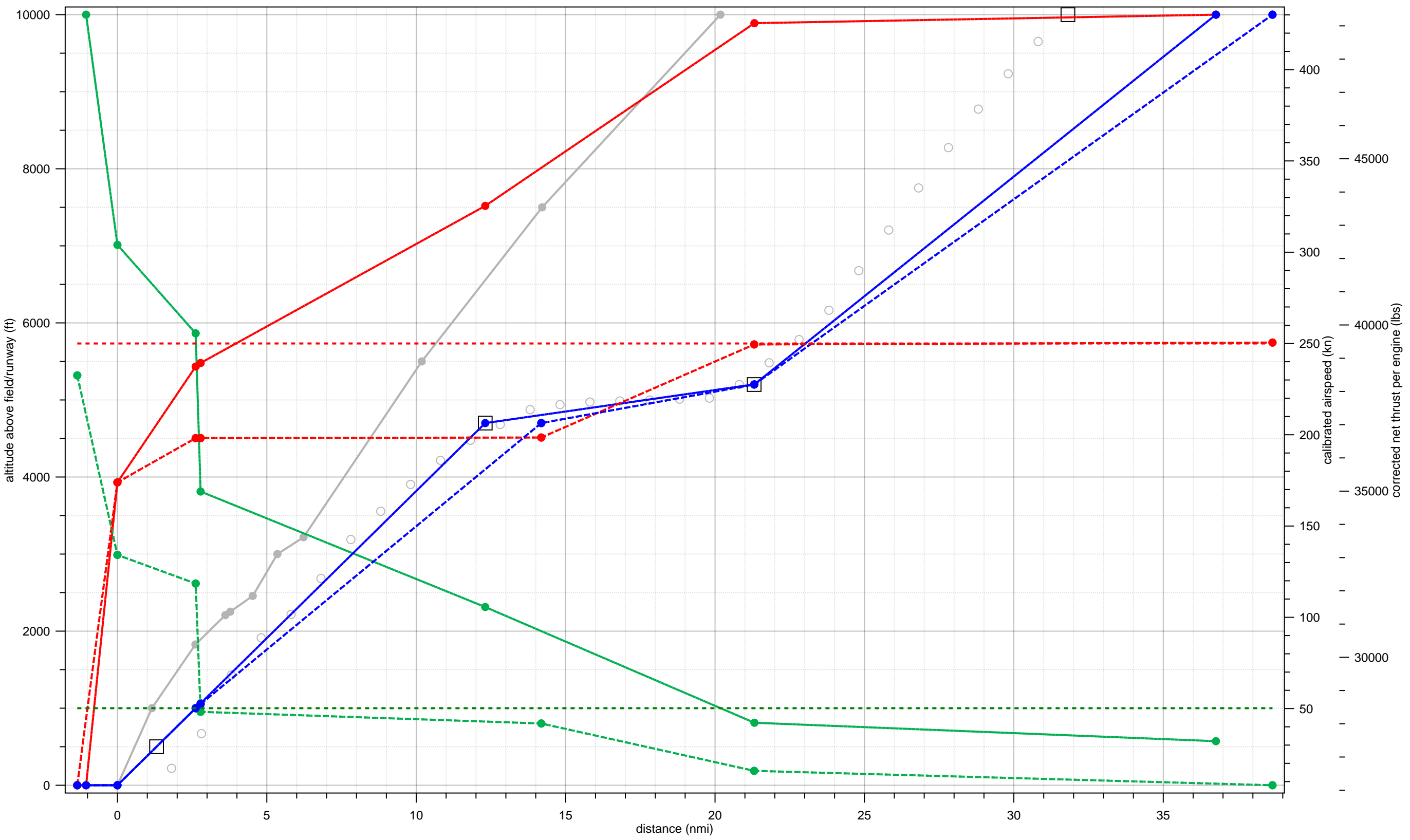
Legend							
—●— StdD5	□ SimpleTargets	○ RawTargets	—●— StdThr, StdWgt:FitThr	—●— StdThr, StdWgt:FitSpd	—●— StdThr, StdWgt:FitAlt	—●— T-38, C-38, StdWgt:FitThr	
—●— T-38, C-38, StdWgt:FitSpd	—●— T-38, C-38, StdWgt:FitAlt	—●— T-30, C-30, W+17%;FitThr	—●— T-30, C-30, W+17%;FitSpd	—●— T-30, C-30, W+17%;FitAlt	—●— maxCAS		
—●— MaxMtoThrustAlt							

A300-622R fit to 38-D-B763-HJ-5-5000-3to9-9to18 (Standard Weight = 86%)



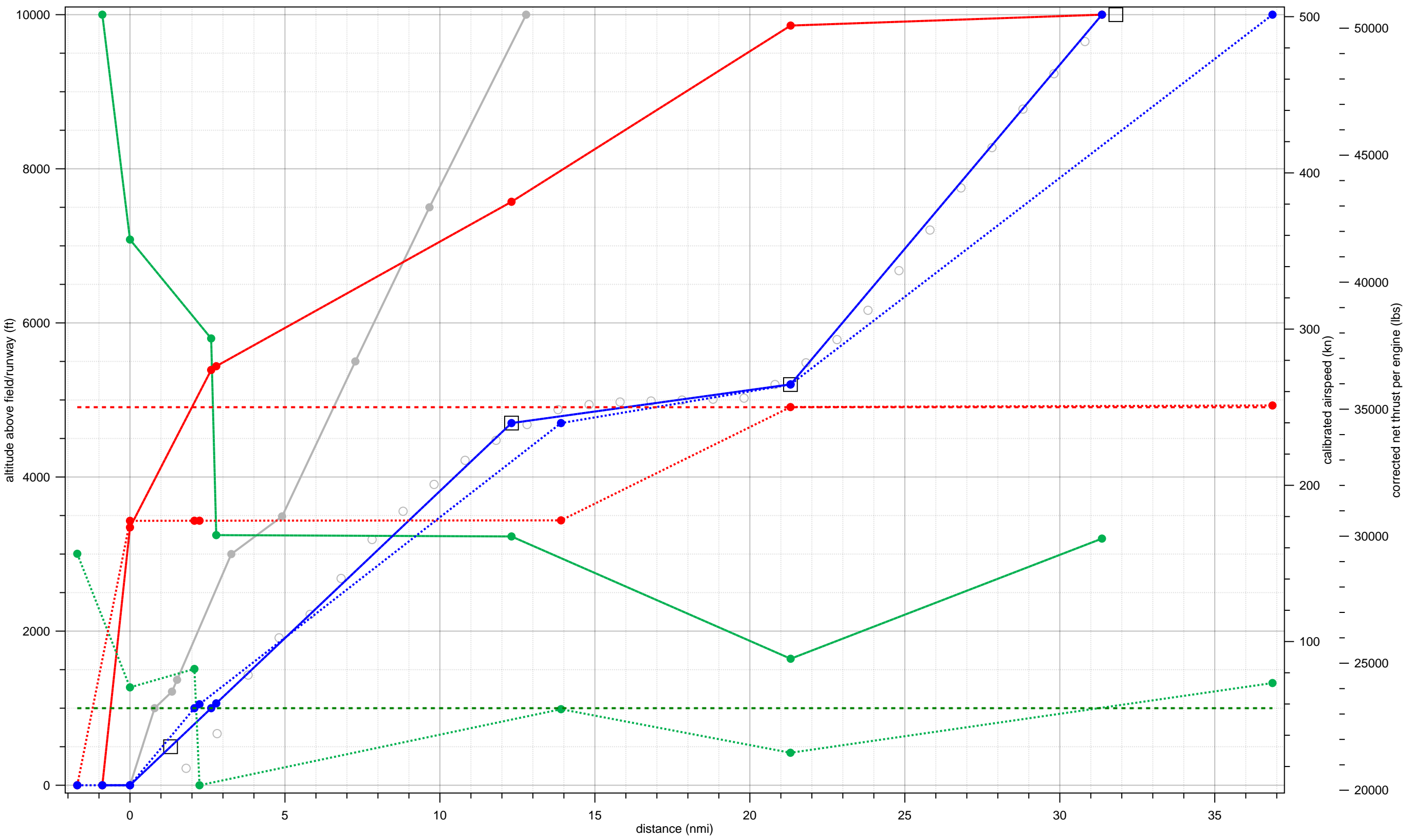
Legend											
—●— StdD5	□ SimpleTargets	○ RawTargets	—●— StdThr,StdWgt:FitThr	—●— StdThr,StdWgt:FitSpd	—●— StdThr,StdWgt:FitAlt	—●— T-36,C-36,StdWgt:FitThr	—●— T-34,C-34,W+4%;FitThr	—●— T-34,C-34,W+4%;FitSpd	—●— T-34,C-34,W+4%;FitAlt	—●— maxCAS	—●— MaxMtoThrustAlt

A300B4-203 fit to 38-D-B763-HJ-5-5000-3to9-9to18 (Standard Weight = 96%)



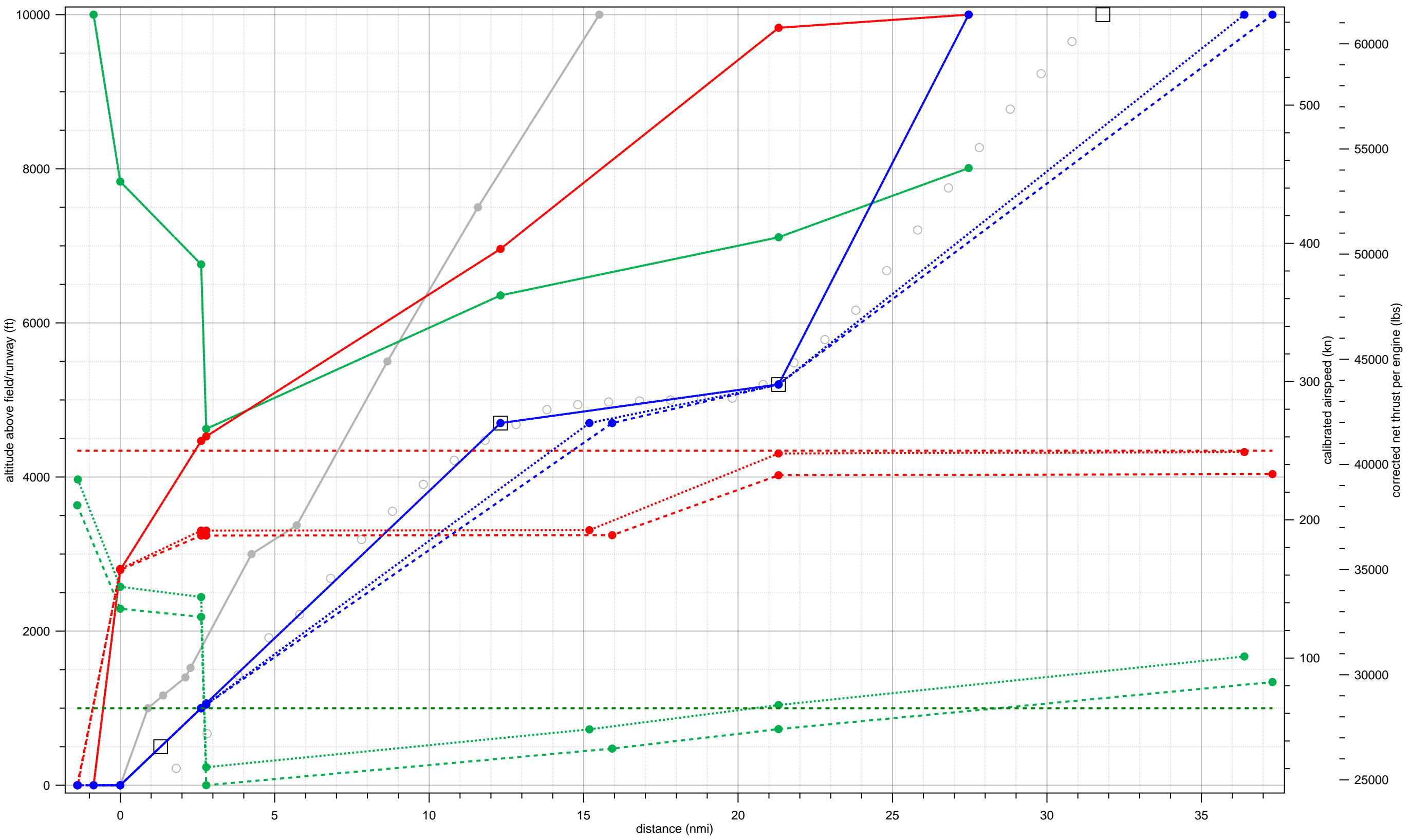
Legend												
StdD5	SimpleTargets	RawTargets	StdThr, StdWgt: FitThr	StdThr, StdWgt: FitSpd	StdThr, StdWgt: FitAlt	T-22, C-22, StdWgt: FitThr	T-22, C-22, W+1%; FitThr	T-22, C-22, StdWgt: FitSpd	T-22, C-22, W+1%; FitSpd	T-22, C-22, W+1%; FitAlt	maxCAS	MaxMtoThrustAlt

A310-304 fit to 38-D-B763-HJ-5-5000-3to9-9to18 (Standard Weight = 75%)



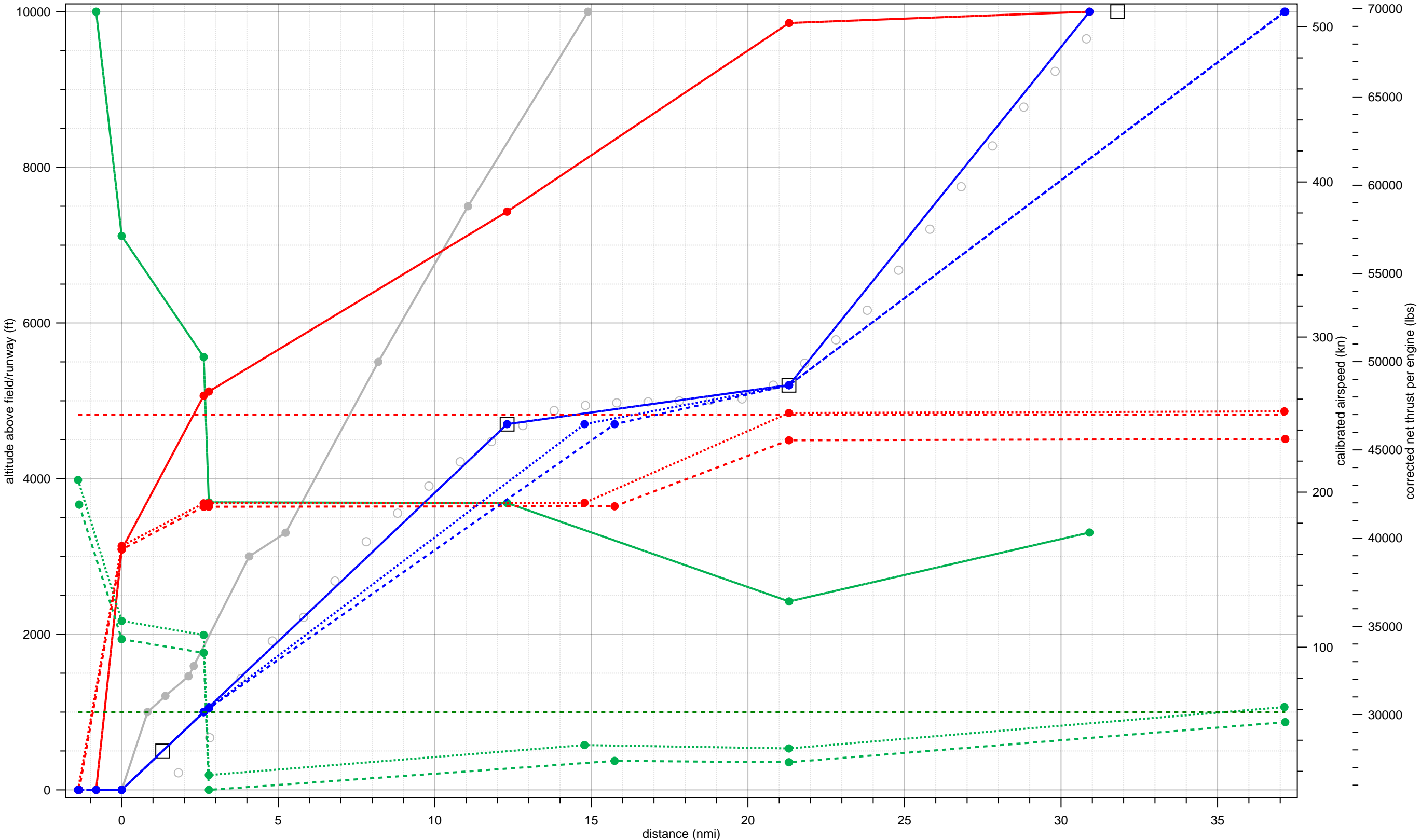
Legend						
—●— StdD5	□ SimpleTargets	○ RawTargets	—●— StdThr,StdWgt:FitThr	—●— StdThr,StdWgt:FitSpd	—●— StdThr,StdWgt:FitAlt	—●— T-42,C-42,W+9%;FitThr
—●— T-42,C-42,W+9%;FitSpd	—●— T-42,C-42,W+9%;FitAlt	—●— maxCAS	—●— MaxMtoThrustAlt			

A330-301 fit to 38-D-B763-HJ-5-5000-3to9-9to18 (Standard Weight = 86%)



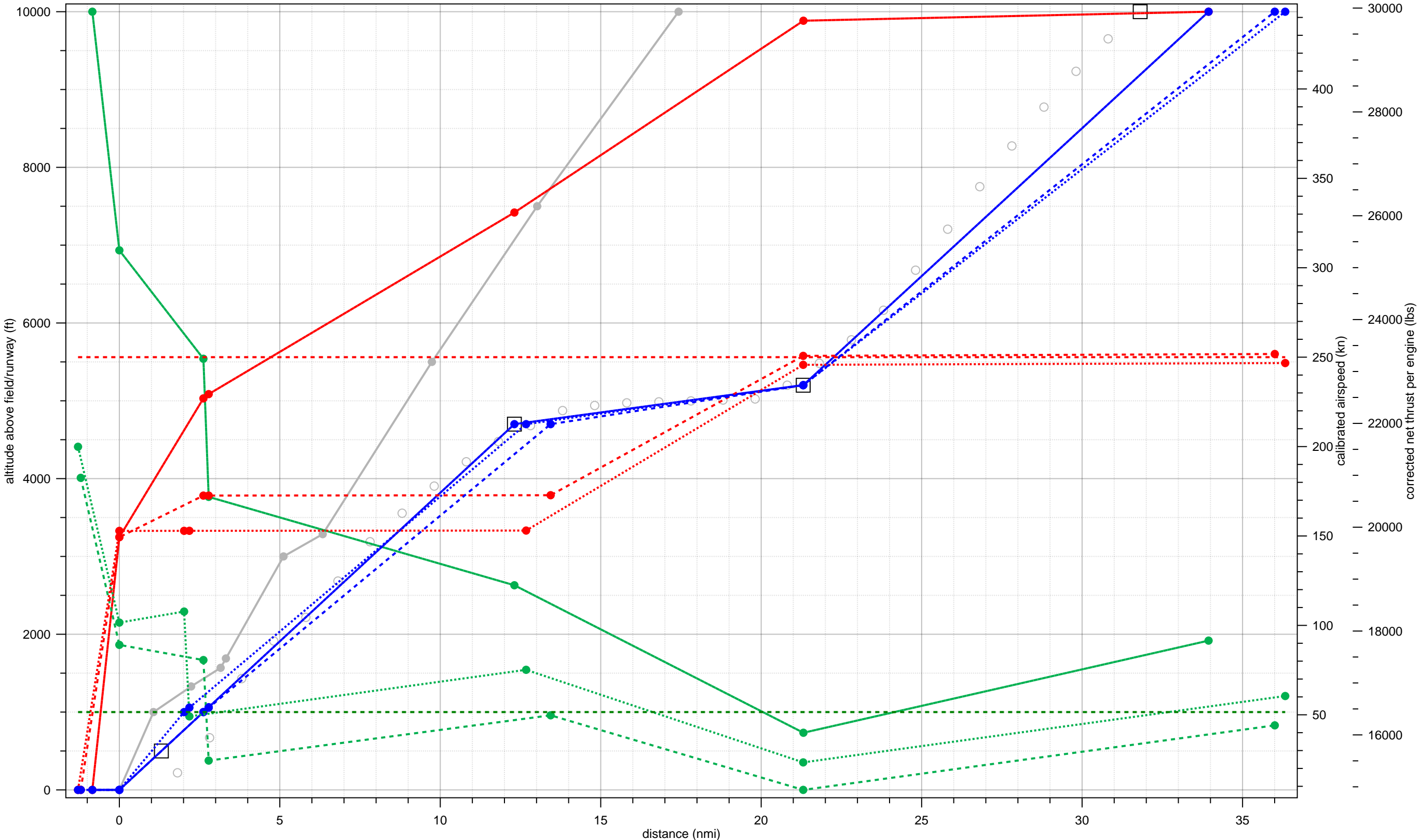
Legend									
● StdD5	□ SimpleTargets	○ RawTargets	—●— StdThr,StdWgt:FitThr	—●— StdThr,StdWgt:FitSpd	—●— StdThr,StdWgt:FitAlt	—●— T-38,C-38,StdWgt:FitThr	—●— T-36,C-36,W+2%;FitThr	—●— T-36,C-36,W+2%;FitSpd	—●— T-36,C-36,W+2%;FitAlt
—●— T-38,C-38,StdWgt:FitSpd	—●— T-38,C-38,StdWgt:FitAlt							—●— maxCAS	—●— MaxMtoThrustAlt

A330-343 fit to 38-D-B763-HJ-5-5000-3to9-9to18 (Standard Weight = 71%)



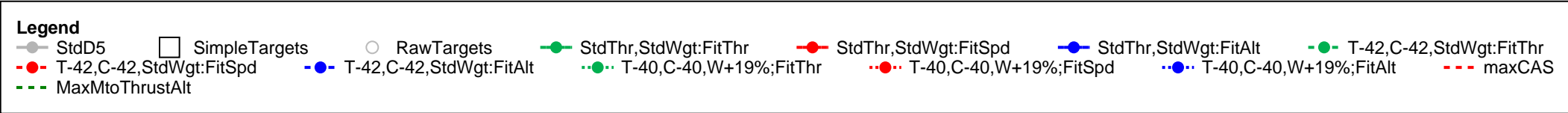
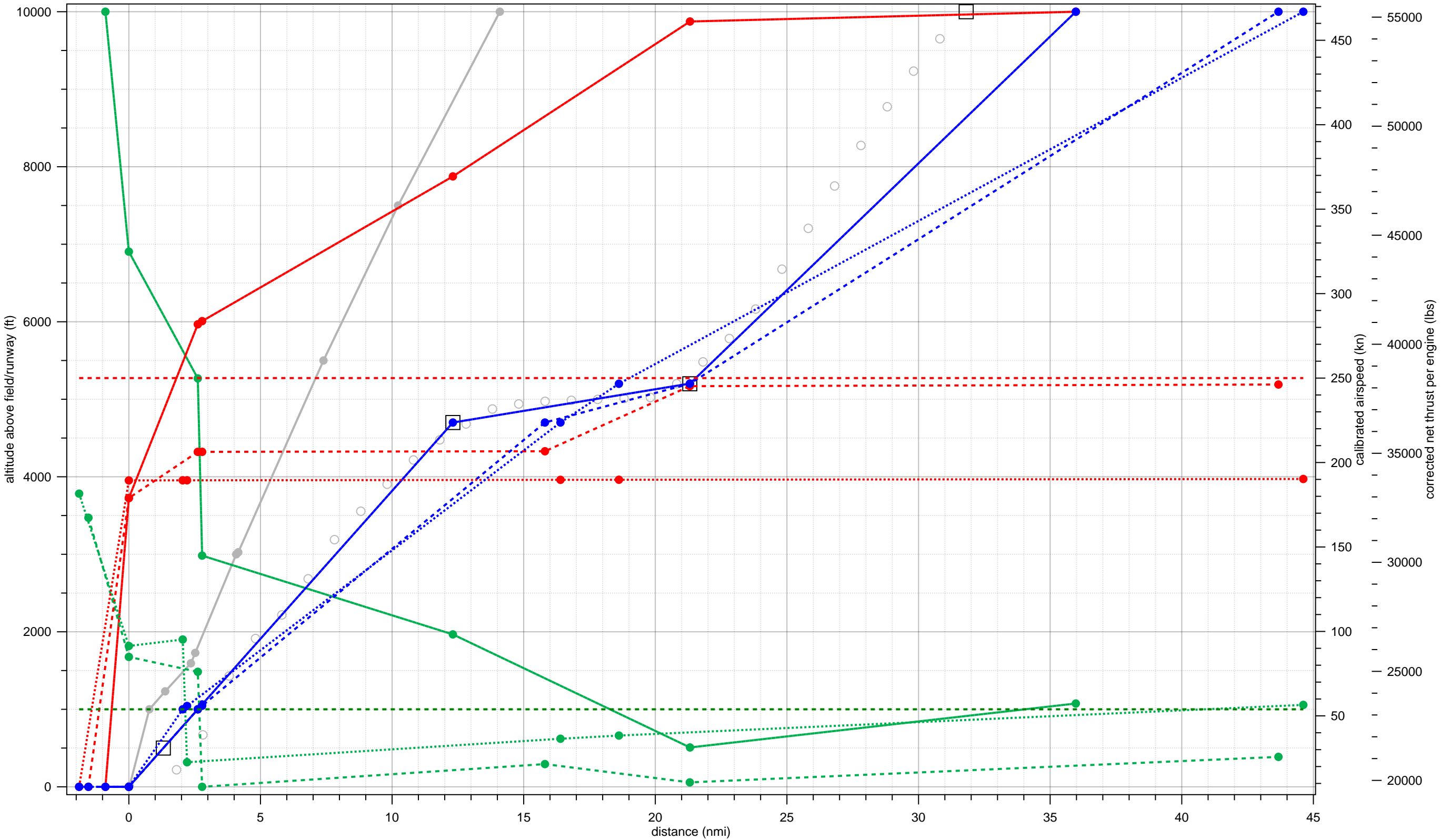
Legend											
—●— StdD5	□ SimpleTargets	○ RawTargets	—●— StdThr,StdWgt:FitThr	—●— StdThr,StdWgt:FitSpd	—●— StdThr,StdWgt:FitAlt	—●— T-40,C-40,StdWgt:FitThr	—●— T-38,C-38,W+5%;FitThr	—●— T-38,C-38,W+5%;FitSpd	—●— T-38,C-38,W+5%;FitAlt	—●— maxCAS	—●— MaxMtoThrustAlt

A340-211 fit to 38-D-B763-HJ-5-5000-3to9-9to18 (Standard Weight = 71%)

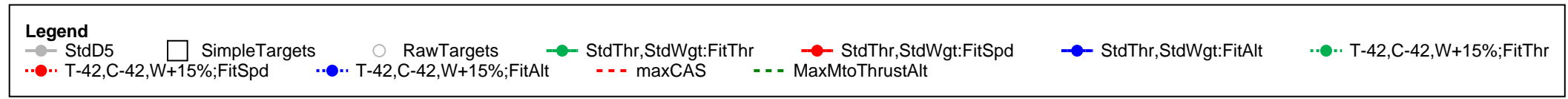
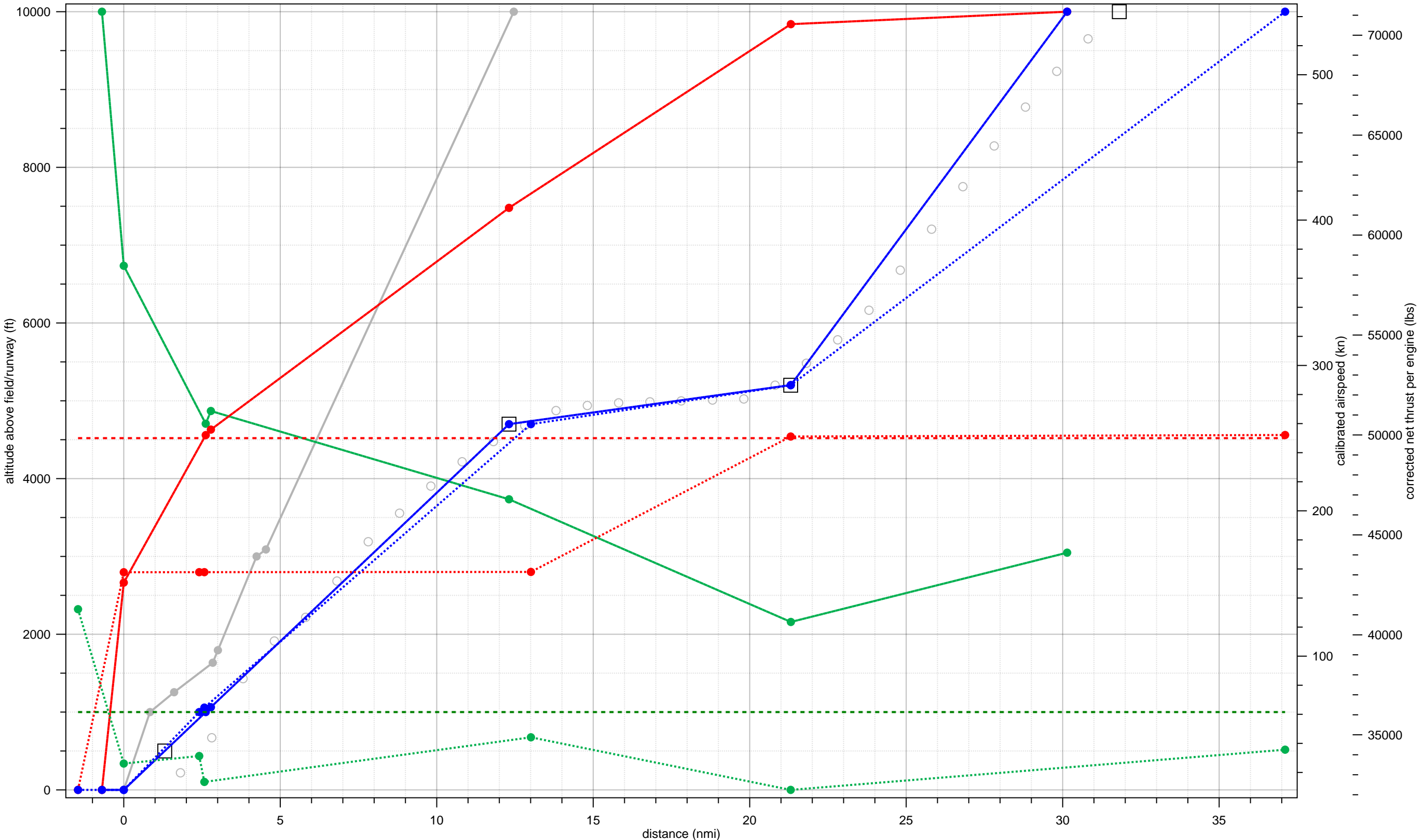


Legend											
● StdD5	□ SimpleTargets	○ RawTargets	—●— StdThr,StdWgt:FitThr	—●— StdThr,StdWgt:FitSpd	—●— StdThr,StdWgt:FitAlt	—●— T-30,C-30,StdWgt:FitThr	—●— T-28,C-28,W+6%;FitThr	—●— T-28,C-28,W+6%;FitSpd	—●— T-28,C-28,W+6%;FitAlt	--- maxCAS	--- MaxMtoThrustAlt

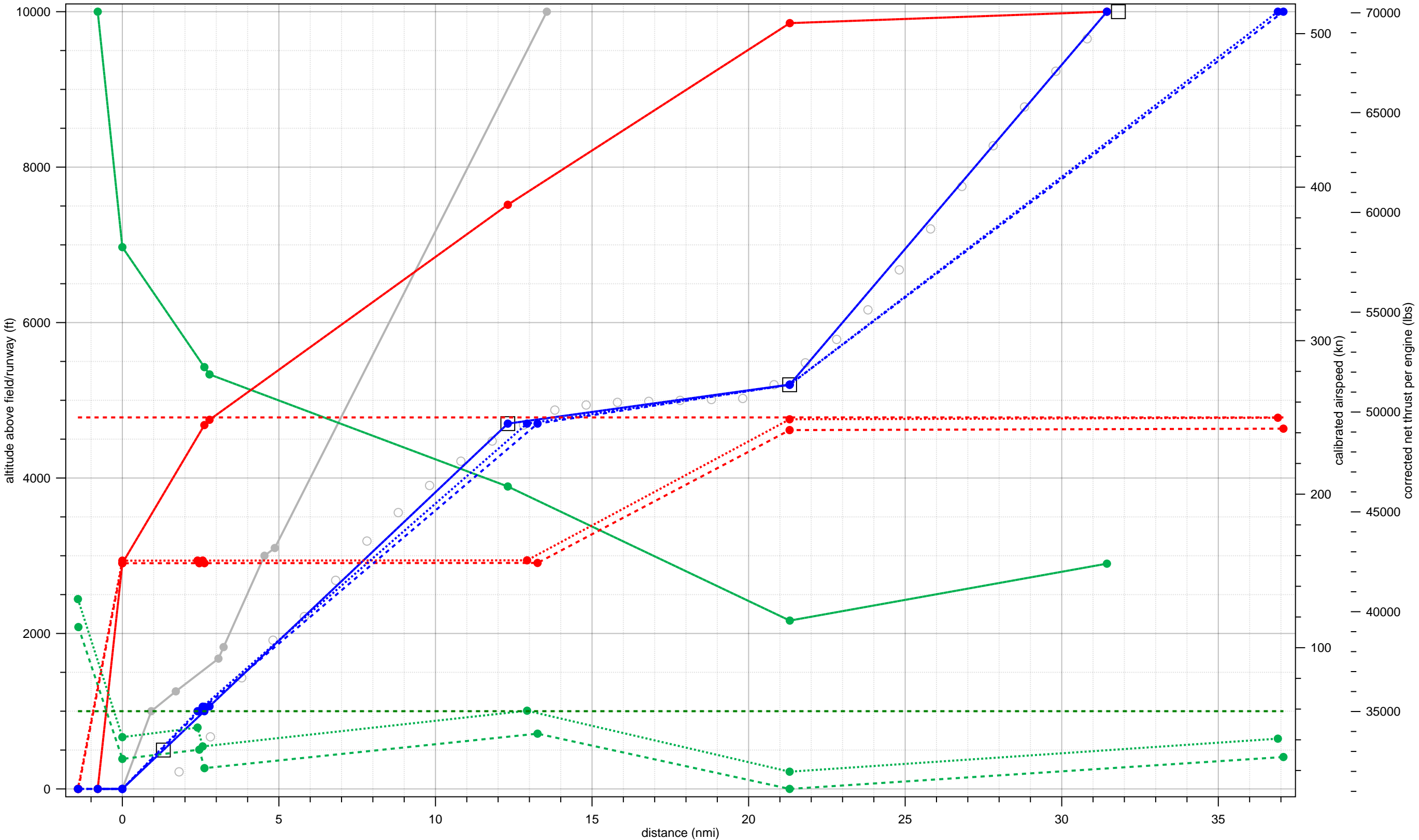
A340-642 fit to 38-D-B763-HJ-5-5000-3to9-9to18 (Standard Weight = 58%)



A380-841 fit to 38-D-B763-HJ-5-5000-3to9-9to18 (Standard Weight = 40%)



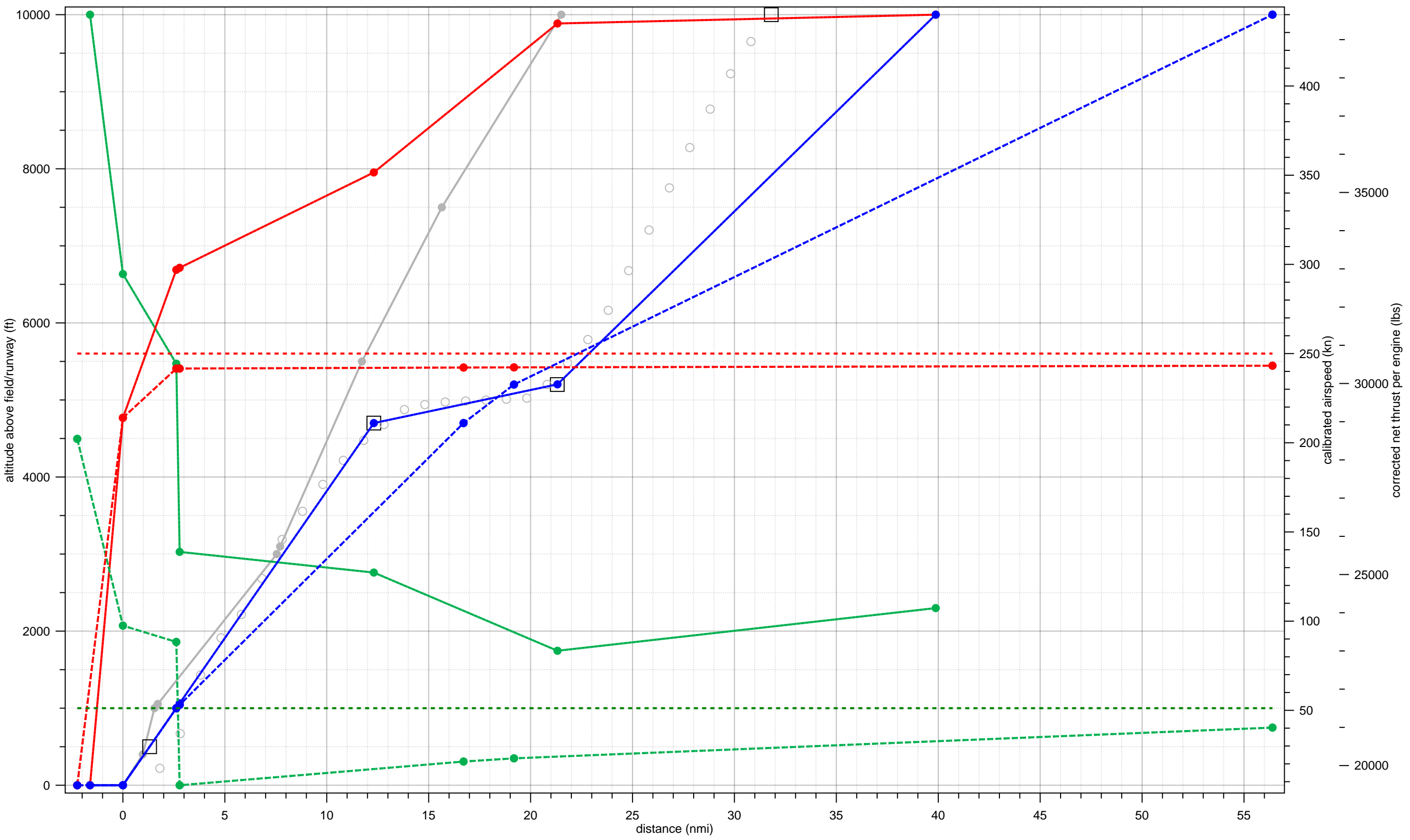
A380-861 fit to 38-D-B763-HJ-5-5000-3to9-9to18 (Standard Weight = 49%)



Legend

- StdD5 (Grey line with circles)
- SimpleTargets (White square)
- RawTargets (White circle)
- StdThr, StdWgt: FitThr (Green line with circles)
- StdThr, StdWgt: FitSpd (Red line with circles)
- StdThr, StdWgt: FitAlt (Blue line with circles)
- T-44, C-44, StdWgt: FitThr (Dashed green line with circles)
- T-42, C-42, W+4%; FitThr (Dotted green line with circles)
- MaxMtoThrustAlt (Dashed green line)
- T-44, C-44, StdWgt: FitSpd (Dotted red line with circles)
- T-42, C-42, W+4%; FitSpd (Dotted red line with circles)
- T-42, C-42, W+4%; FitAlt (Dotted blue line with circles)
- maxCAS (Dashed red line)

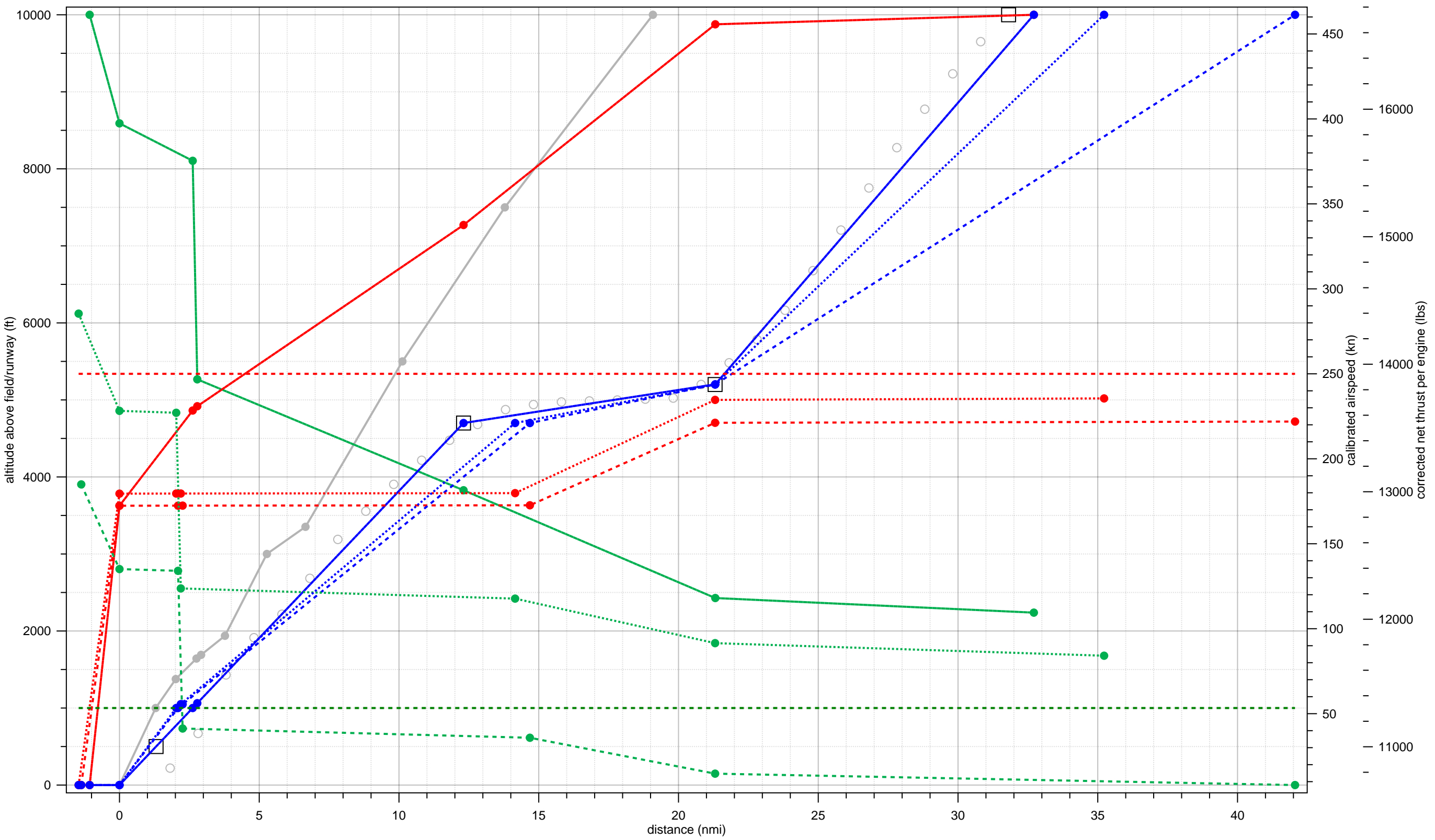
CONCRD fit to 38-D-B763-HJ-5-5000-3to9-9to18 (Standard Weight = 100%)



Legend

- StdD5 (Grey line with circles)
- SimpleTargets (White square)
- RawTargets (White circle)
- StdThr,StdWgt:FitThr (Green line with circles)
- StdThr,StdWgt:FitSpd (Red line with circles)
- StdThr,StdWgt:FitAlt (Blue line with circles)
- T-28,C-28,StdWgt:FitThr (Green dashed line with circles)
- T-28,C-28,W+0%;FitThr (Green dotted line with circles)
- MaxMtoThrustAlt (Green dash-dot line)
- T-28,C-28,StdWgt:FitSpd (Red dashed line with circles)
- T-28,C-28,W+0%;FitSpd (Red dotted line with circles)
- maxCAS (Red dash-dot line)
- T-28,C-28,StdWgt:FitAlt (Blue dashed line with circles)
- T-28,C-28,W+0%;FitAlt (Blue dotted line with circles)

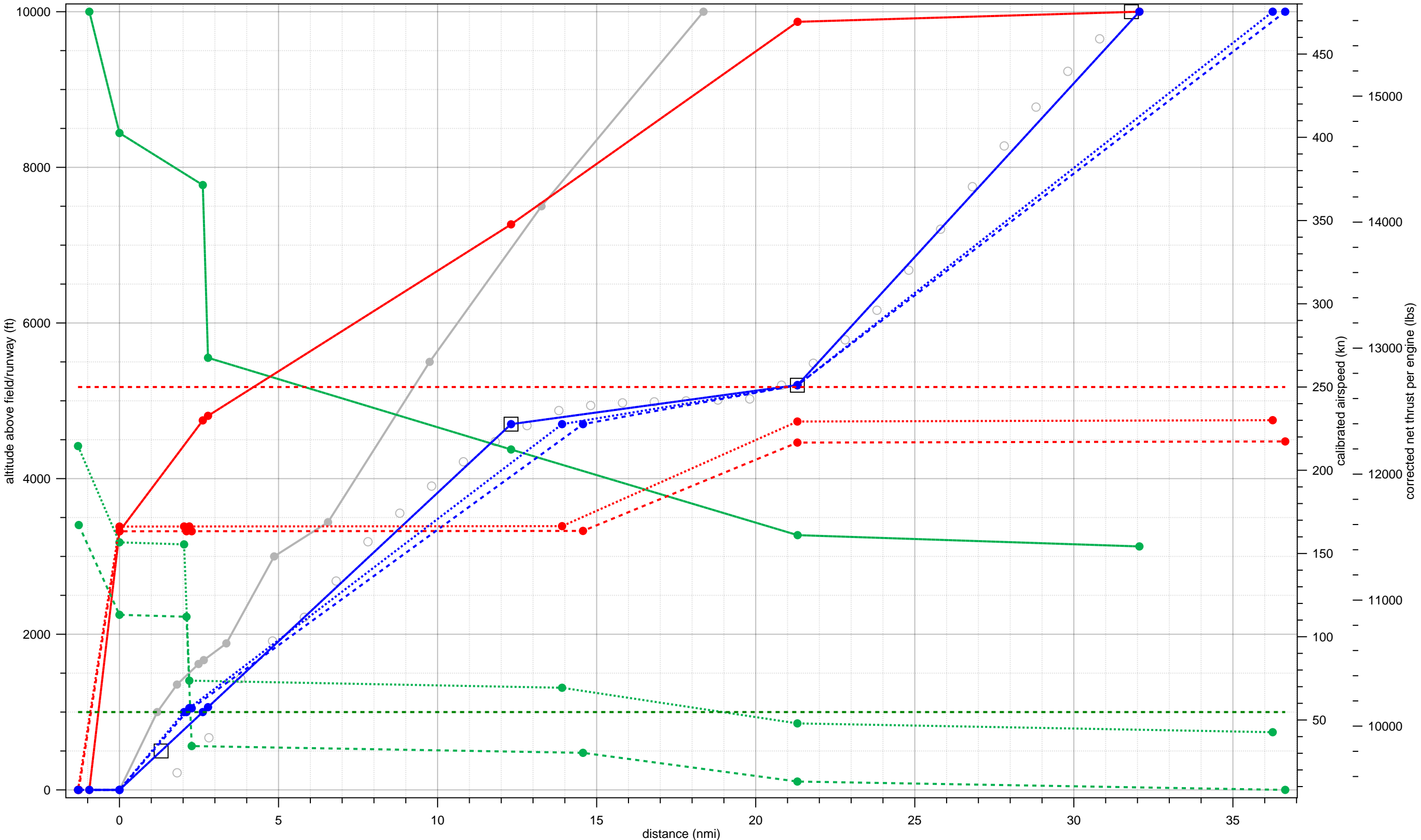
DC8QN fit to 38-D-B763-HJ-5-5000-3to9-9to18 (Standard Weight = 68%)



Legend

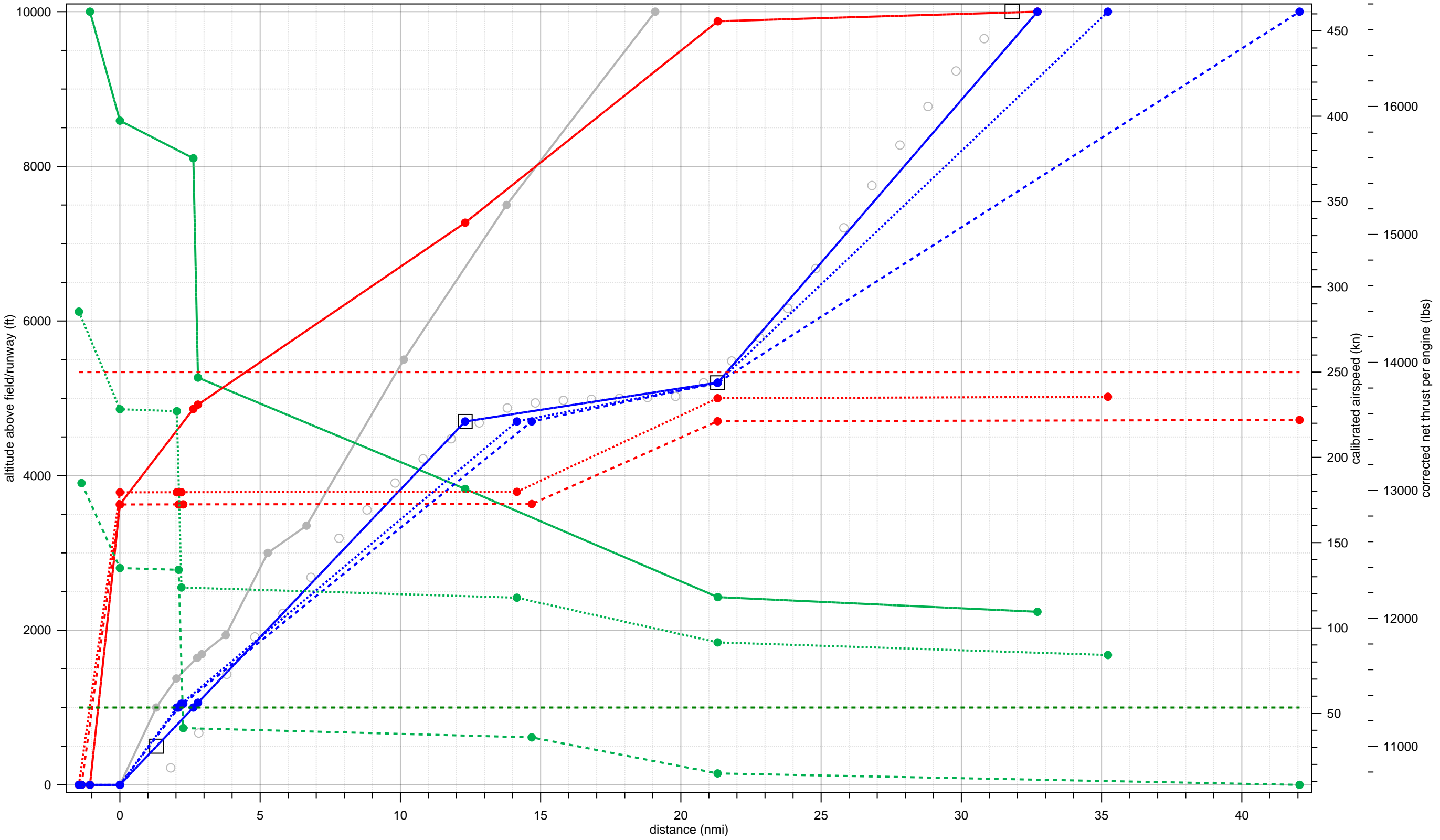
- StdD5 (Grey solid line with dots)
- SimpleTargets (White square)
- RawTargets (Open circle)
- StdThr, StdWgt:FitThr (Green solid line with dots)
- StdThr, StdWgt:FitSpd (Red solid line with dots)
- StdThr, StdWgt:FitAlt (Blue solid line with dots)
- T-22, C-22, StdWgt:FitThr (Green dashed line with dots)
- T-22, C-22, StdWgt:FitSpd (Red dashed line with dots)
- T-22, C-22, StdWgt:FitAlt (Blue dashed line with dots)
- T-14, C-14, W+13%;FitThr (Green dotted line with dots)
- T-14, C-14, W+13%;FitSpd (Red dotted line with dots)
- T-14, C-14, W+13%;FitAlt (Blue dotted line with dots)
- maxCAS (Red dashed line)
- MaxMtoThrustAlt (Green dashed line)

DC850 fit to 38-D-B763-HJ-5-5000-3to9-9to18 (Standard Weight = 61%)



Legend													
—●— StdD5	□ SimpleTargets	○ RawTargets	—●— StdThr, StdWgt: FitThr	—●— StdThr, StdWgt: FitSpd	—●— StdThr, StdWgt: FitAlt	—●— T-26, C-26, StdWgt: FitThr	—●— T-26, C-26, StdWgt: FitSpd	—●— T-26, C-26, StdWgt: FitAlt	—●— T-22, C-22, W+5%; FitThr	—●— T-22, C-22, W+5%; FitSpd	—●— T-22, C-22, W+5%; FitAlt	—●— maxCAS	—●— MaxMtoThrustAlt

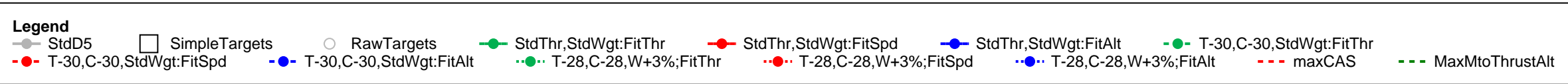
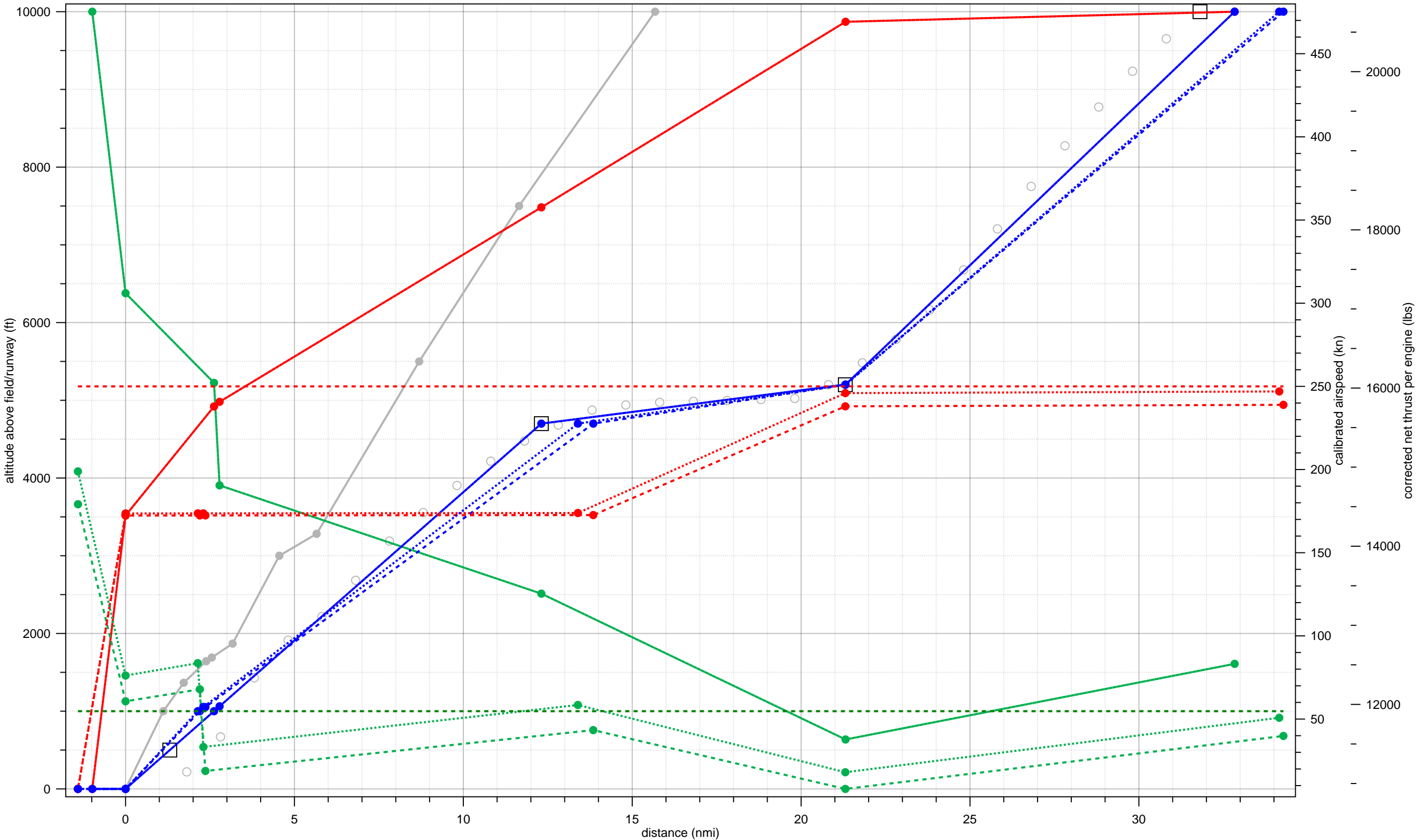
DC860 fit to 38-D-B763-HJ-5-5000-3to9-9to18 (Standard Weight = 68%)



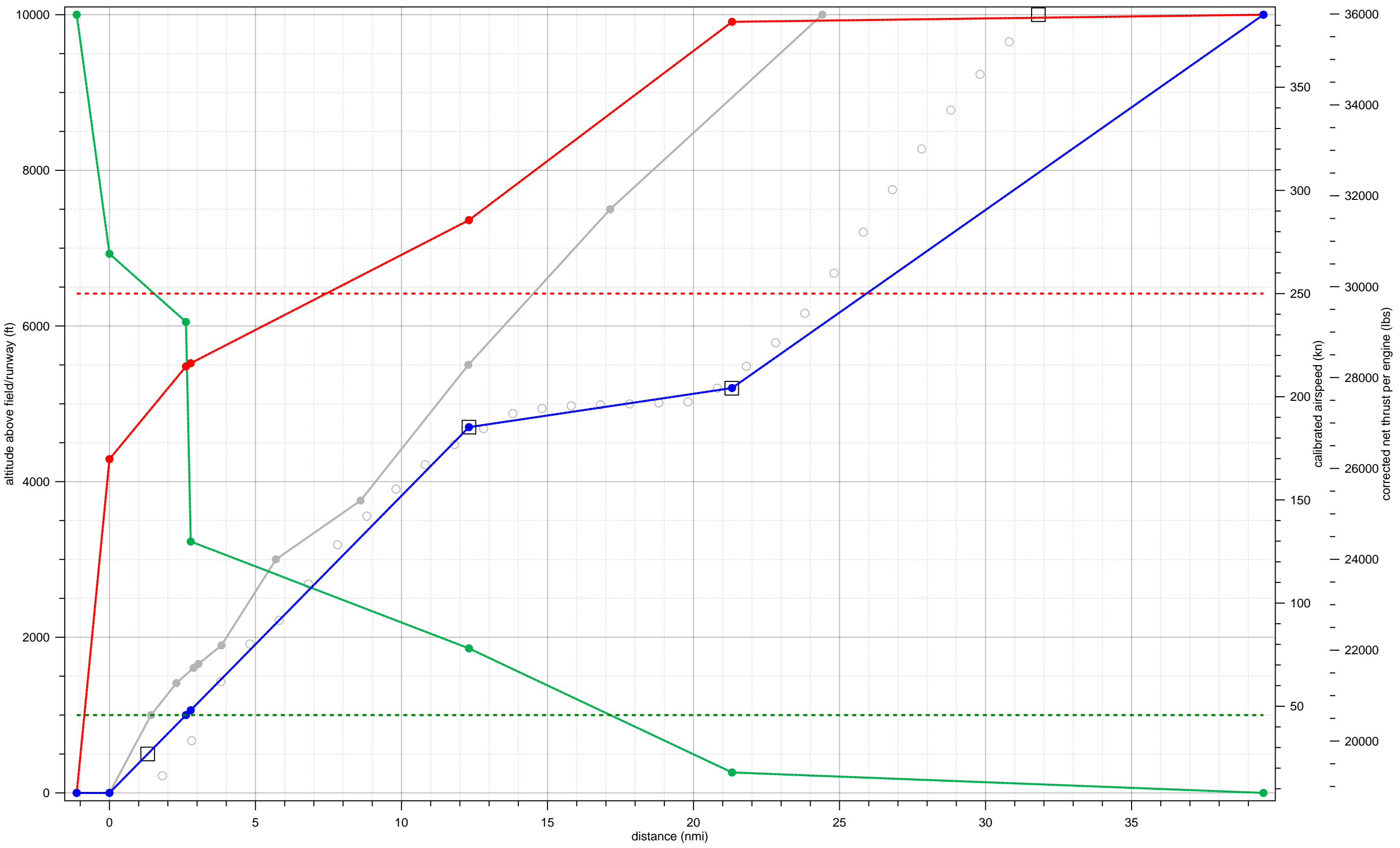
Legend

- StdD5 (Grey solid line with dots)
- SimpleTargets (White square)
- RawTargets (Open circle)
- StdThr, StdWgt: FitThr (Green solid line with dots)
- StdThr, StdWgt: FitSpd (Red solid line with dots)
- StdThr, StdWgt: FitAlt (Blue solid line with dots)
- T-22, C-22, StdWgt: FitThr (Green dashed line with dots)
- T-22, C-22, StdWgt: FitSpd (Red dashed line with dots)
- T-22, C-22, StdWgt: FitAlt (Blue dashed line with dots)
- T-14, C-14, W+13%; FitThr (Green dotted line with dots)
- T-14, C-14, W+13%; FitSpd (Red dotted line with dots)
- T-14, C-14, W+13%; FitAlt (Blue dotted line with dots)
- MaxMtoThrustAlt (Green dashed line)
- maxCAS (Red dashed line)

DC870 fit to 38-D-B763-HJ-5-5000-3to9-9to18 (Standard Weight = 68%)



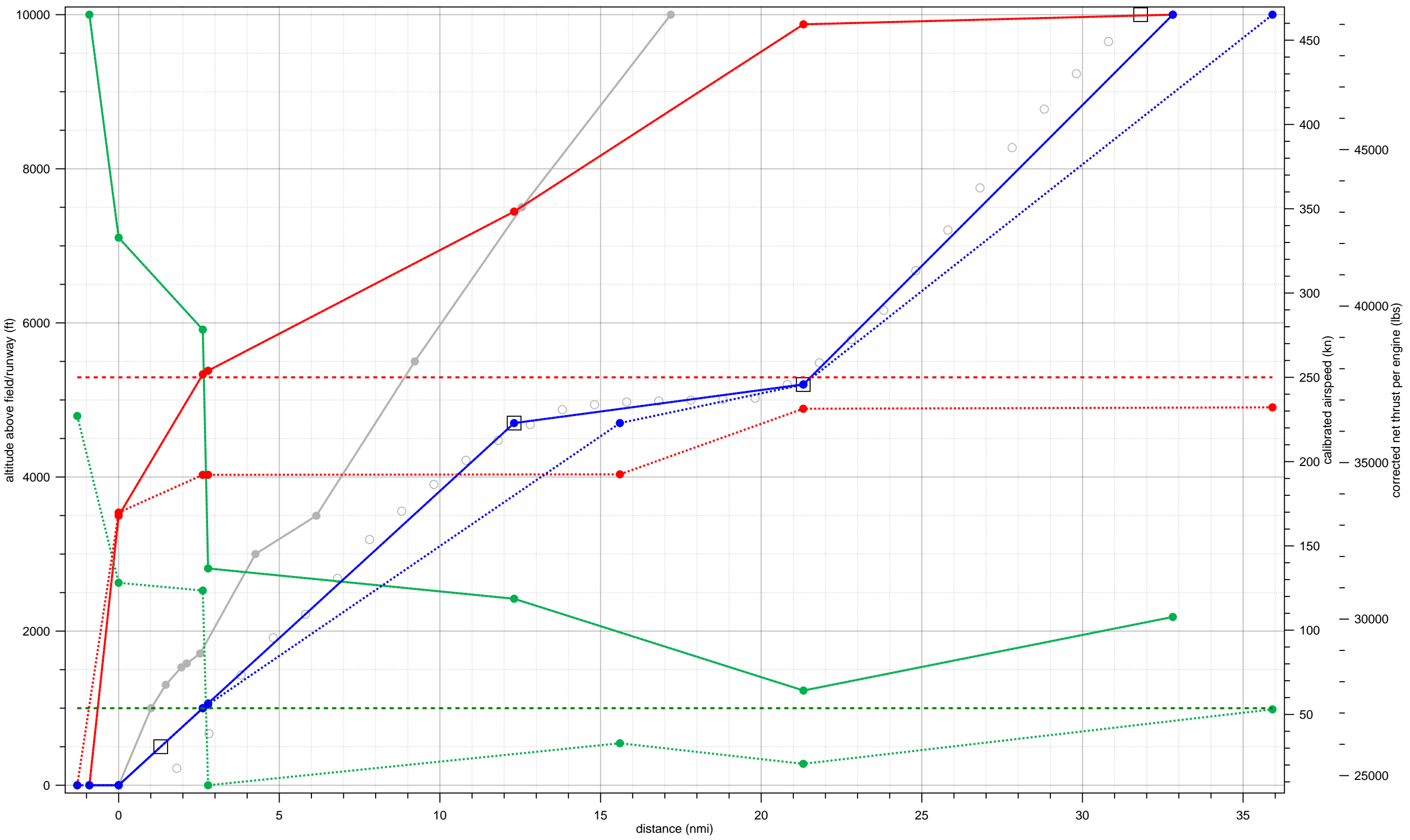
DC1010 fit to 38-D-B763-HJ-5-5000-3to9-9to18 (Standard Weight = 81%)



Legend

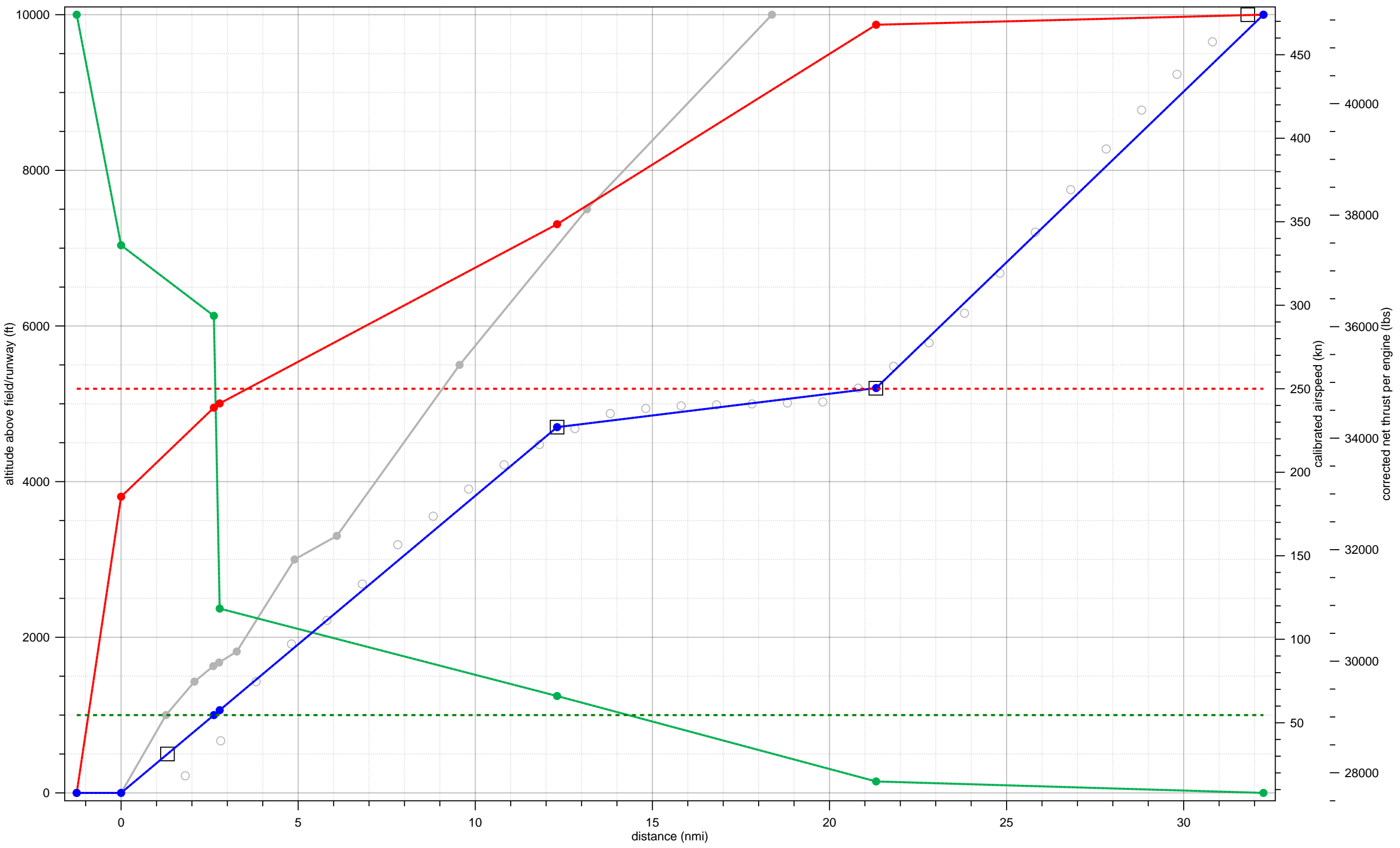
- StdD5 (grey circle)
- SimpleTargets (white square)
- RawTargets (white circle)
- StdThr,StdWgt:FitThr (green line with circle)
- StdThr,StdWgt:FitSpd (red line with circle)
- StdThr,StdWgt:FitAlt (blue line with circle)
- maxCAS (red dashed line)
- MaxMtoThrustAlt (green dashed line)

DC1030 fit to 38-D-B763-HJ-5-5000-3to9-9to18 (Standard Weight = 69%)



Legend						
● StdD5	□ SimpleTargets	○ RawTargets	● StdThr,StdWgt:FitThr	● StdThr,StdWgt:FitSpd	● StdThr,StdWgt:FitAlt	● T-26,C-26,W+4%;FitThr
● T-26,C-26,W+4%;FitSpd	● T-26,C-26,W+4%;FitAlt	--- maxCAS	--- MaxMtoThrustAlt			

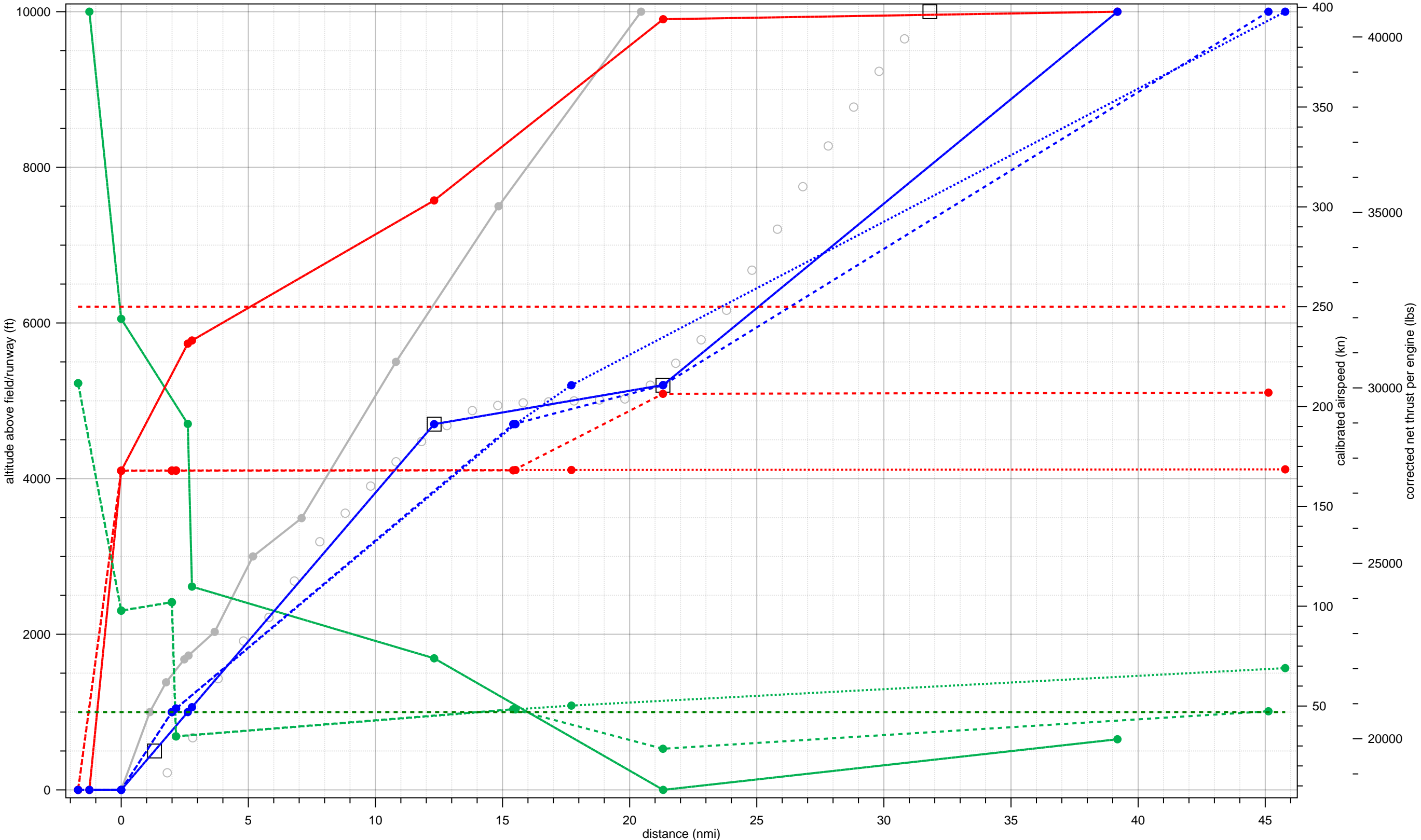
DC1040 fit to 38-D-B763-HJ-5-5000-3to9-9to18 (Standard Weight = 68%)



Legend

- StdD5
- SimpleTargets
- RawTargets
- StdThr,StdWgt:FitThr
- StdThr,StdWgt:FitSpd
- StdThr,StdWgt:FitAlt
- maxCAS
- MaxMtoThrustAlt

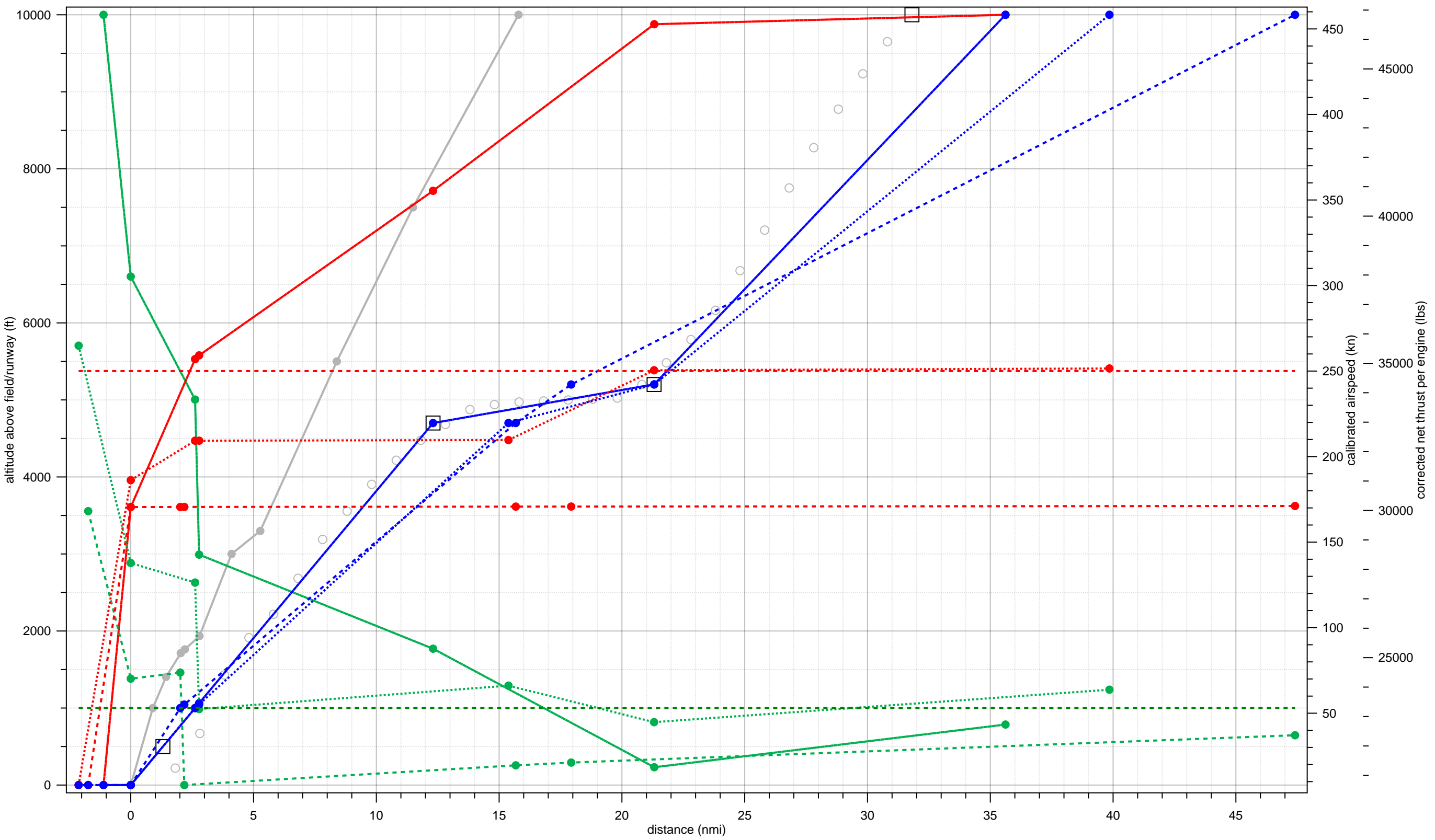
L1011 fit to 38-D-B763-HJ-5-5000-3to9-9to18 (Standard Weight = 86%)



Legend

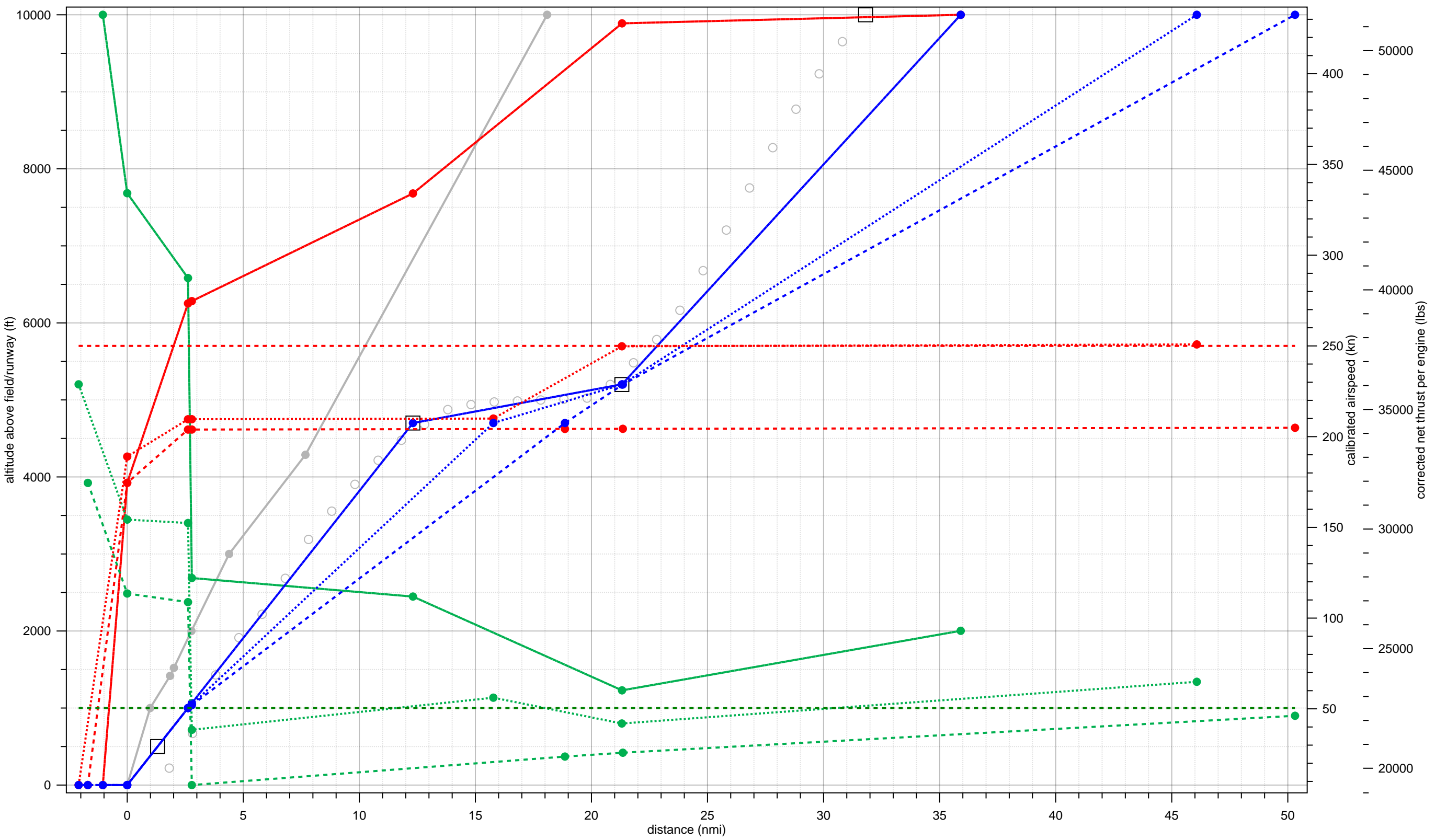
- StdD5 (Grey solid line with filled circles)
- SimpleTargets (White square)
- RawTargets (Open circle)
- StdThr, StdWgt: FitThr (Green solid line with filled circles)
- StdThr, StdWgt: FitSpd (Red solid line with filled circles)
- StdThr, StdWgt: FitAlt (Blue solid line with filled circles)
- T-26, C-26, StdWgt: FitThr (Green dotted line with filled circles)
- T-26, C-26, W+1%; FitThr (Green dotted line with filled circles)
- MaxMtoThrustAlt (Green dashed line)
- T-26, C-26, StdWgt: FitSpd (Red dotted line with filled circles)
- T-26, C-26, W+1%; FitSpd (Red dotted line with filled circles)
- maxCAS (Red dashed line)
- T-26, C-26, StdWgt: FitAlt (Blue dotted line with filled circles)
- T-26, C-26, W+1%; FitAlt (Blue dotted line with filled circles)

L10115 fit to 38-D-B763-HJ-5-5000-3to9-9to18 (Standard Weight = 66%)



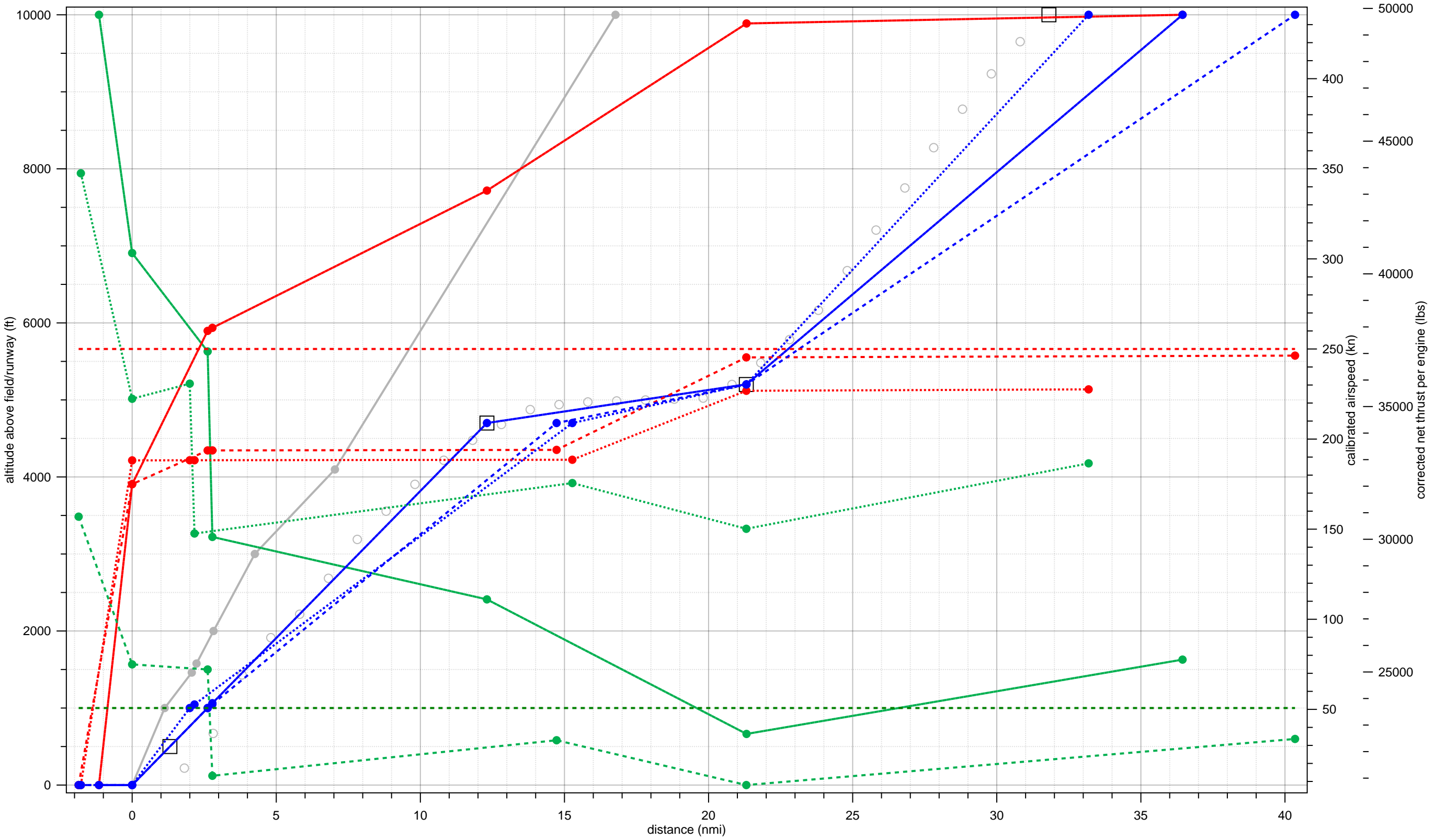
Legend							
—●— StdD5	□ SimpleTargets	○ RawTargets	—●— StdThr, StdWgt: FitThr	—●— StdThr, StdWgt: FitSpd	—●— StdThr, StdWgt: FitAlt	—●— T-36, C-36, StdWgt: FitThr	
—●— T-36, C-36, StdWgt: FitSpd	—●— T-36, C-36, StdWgt: FitAlt	—●— T-24, C-24, W+28%; FitThr	—●— T-24, C-24, W+28%; FitSpd	—●— T-24, C-24, W+28%; FitAlt	—●— maxCAS		
—●— MaxMtoThrustAlt							

MD11GE fit to 38-D-B763-HJ-5-5000-3to9-9to18 (Standard Weight = 52%)



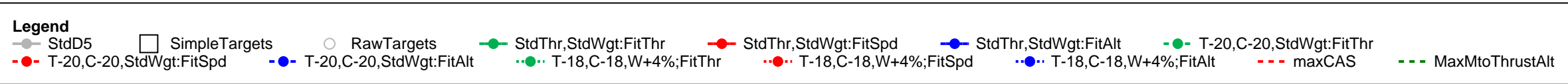
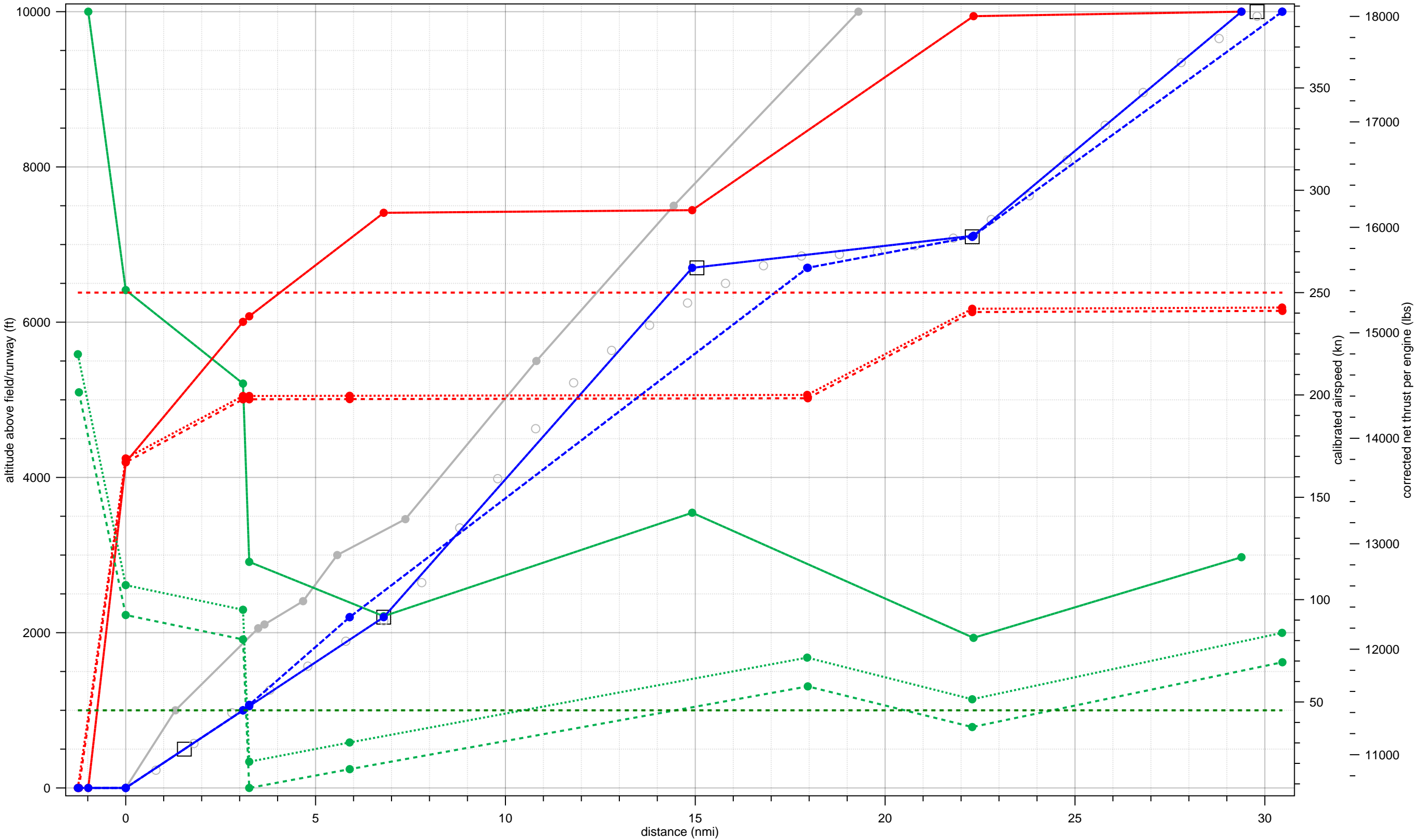
Legend							
—●— StdD5	□ SimpleTargets	○ RawTargets	—●— StdThr,StdWgt:FitThr	—●— StdThr,StdWgt:FitSpd	—●— StdThr,StdWgt:FitAlt	—●— T-38,C-38,StdWgt:FitThr	
—●— T-38,C-38,StdWgt:FitSpd	—●— T-38,C-38,StdWgt:FitAlt	—●— T-30,C-30,W+22%;FitThr	—●— T-30,C-30,W+22%;FitSpd	—●— T-30,C-30,W+22%;FitAlt	—●— maxCAS		
—●— MaxMtoThrustAlt							

MD11PW fit to 38-D-B763-HJ-5-5000-3to9-9to18 (Standard Weight = 52%)

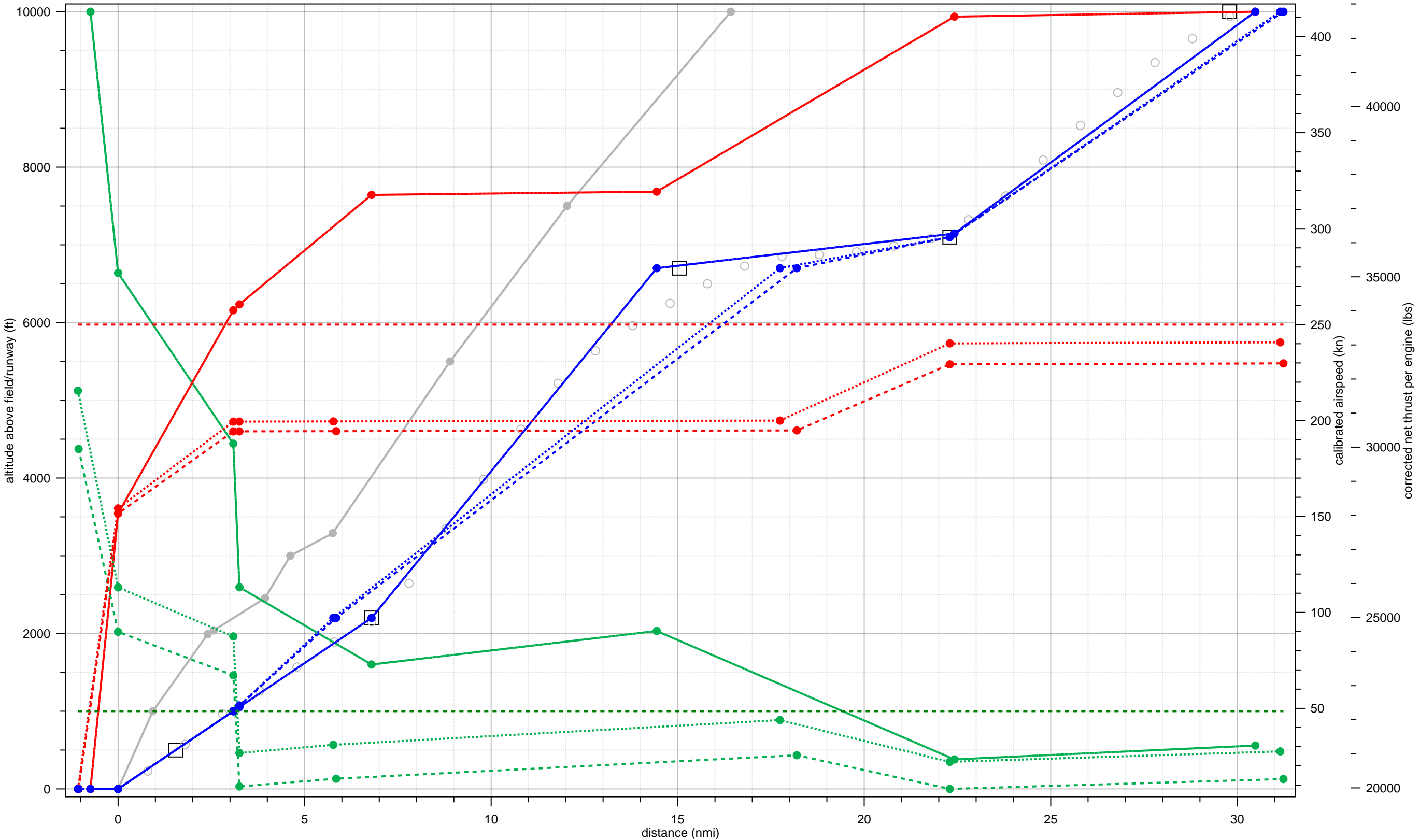


Legend							
—●— StdD5	□ SimpleTargets	○ RawTargets	—●— StdThr, StdWgt:FitThr	—●— StdThr, StdWgt:FitSpd	—●— StdThr, StdWgt:FitAlt	—●— T-38, C-38, StdWgt:FitThr	
—●— T-38, C-38, StdWgt:FitSpd	—●— T-38, C-38, StdWgt:FitAlt	—●— T-12, C-12, W+20%;FitThr	—●— T-12, C-12, W+20%;FitSpd	—●— T-12, C-12, W+20%;FitAlt	—●— maxCAS		
—●— MaxMtoThrustAlt							

707QN fit to 39-D-B763-HJ-5-7000-3to9-9to18 (Standard Weight = 75%)

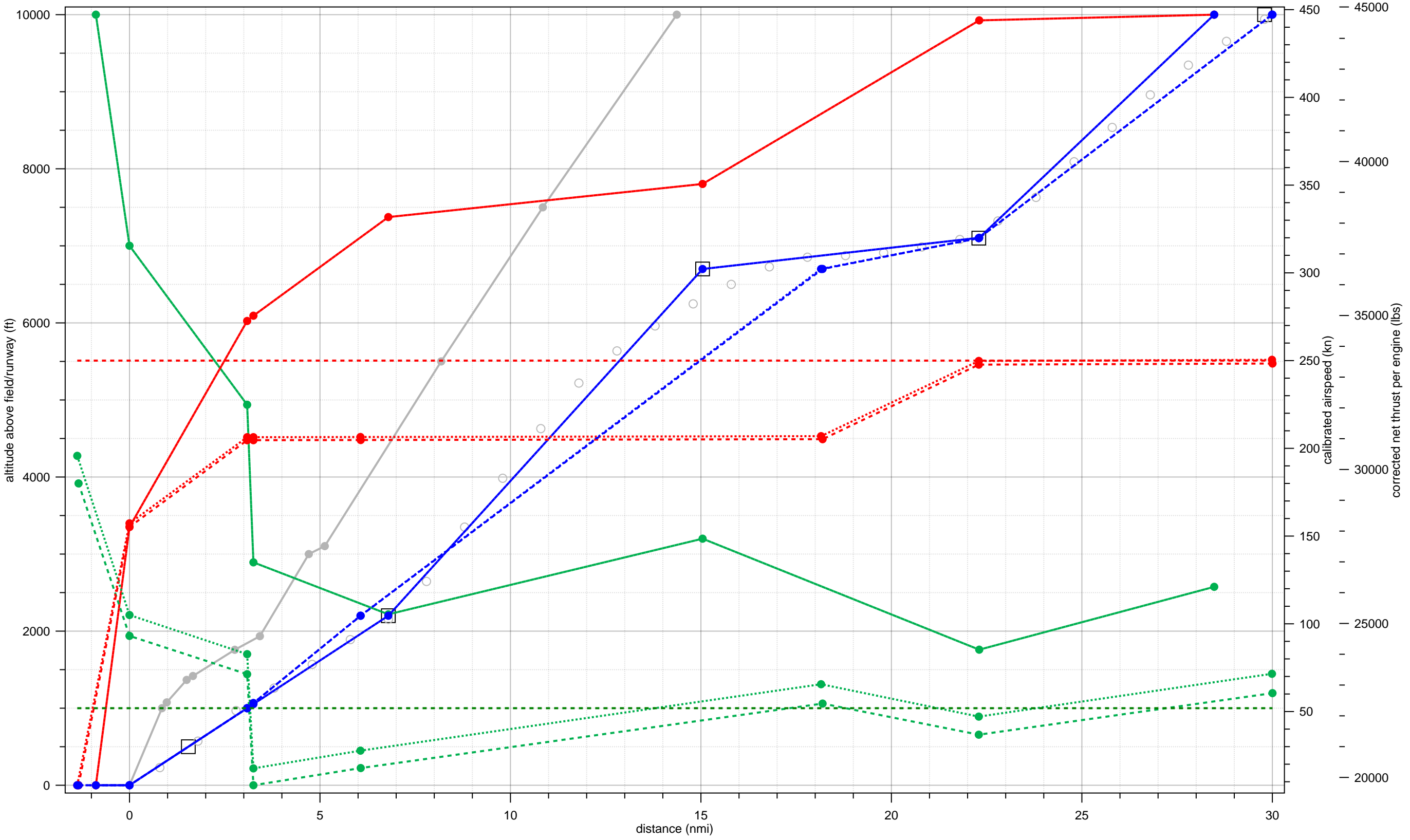


747SP fit to 39-D-B763-HJ-5-7000-3to9-9to18 (Standard Weight = 42%)



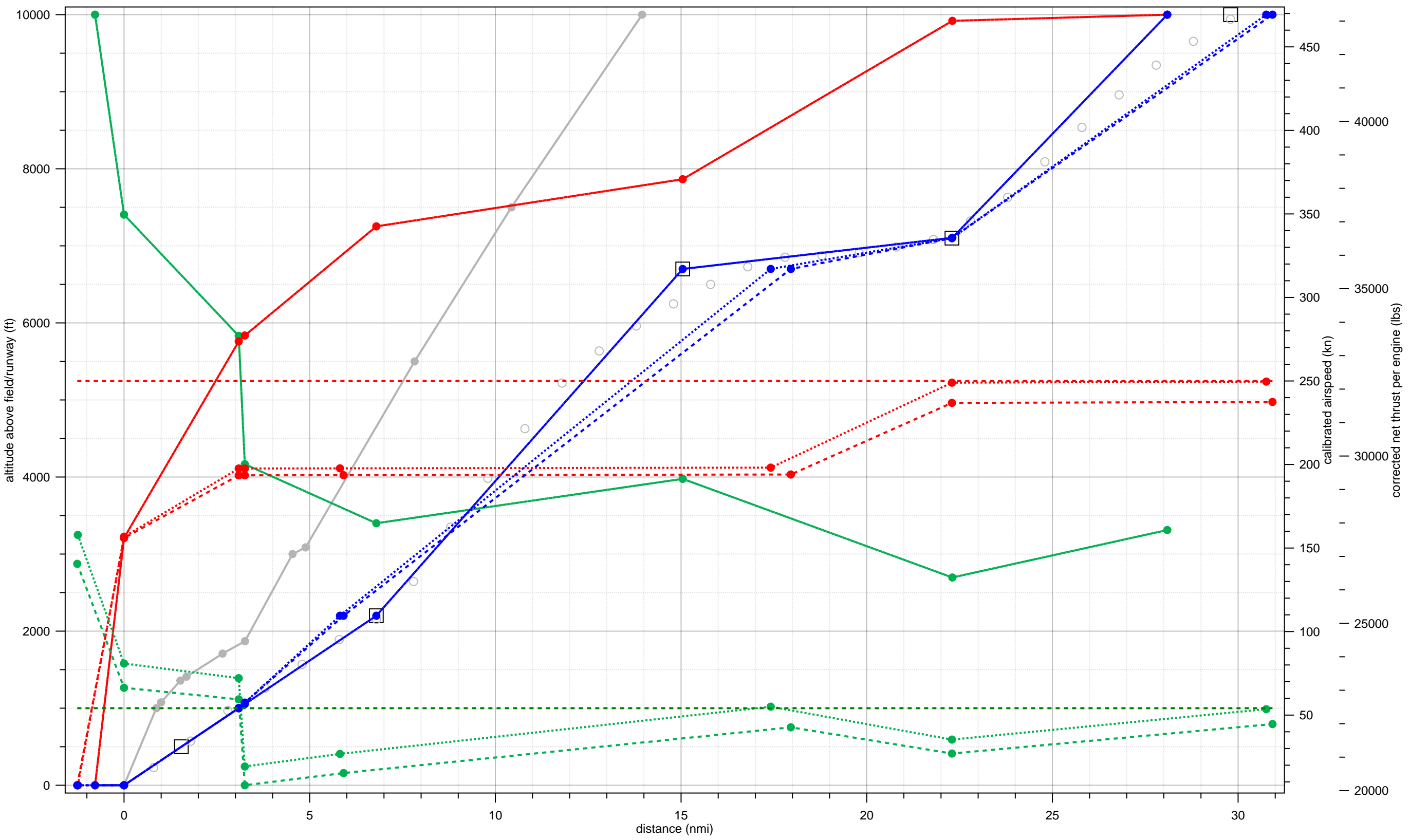
Legend													
StdD5	SimpleTargets	RawTargets	StdThr,StdWgt:FitThr	StdThr,StdWgt:FitSpd	StdThr,StdWgt:FitAlt	T-30,C-30,StdWgt:FitThr	T-26,C-26,W+6%;FitThr	T-30,C-30,StdWgt:FitSpd	T-26,C-26,W+6%;FitSpd	T-30,C-30,StdWgt:FitAlt	T-26,C-26,W+6%;FitAlt	maxCAS	MaxMtoThrustAlt

767CF6 fit to 39-D-B763-HJ-5-7000-3to9-9to18 (Standard Weight = 74%)



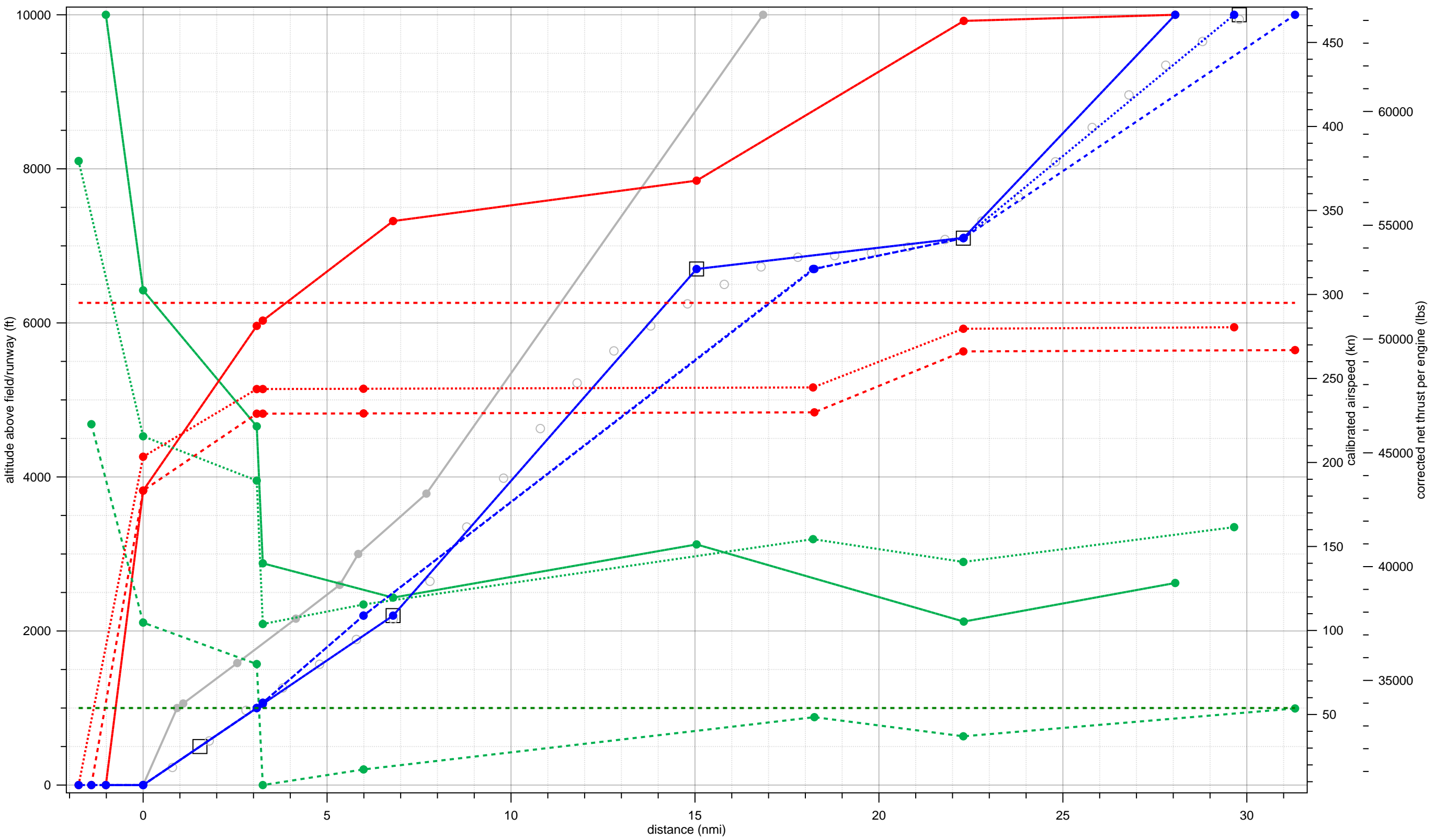
Legend											
—●— StdD5	□ SimpleTargets	○ RawTargets	—●— StdThr,StdWgt:FitThr	—●— StdThr,StdWgt:FitSpd	—●— StdThr,StdWgt:FitAlt	—●— T-34,C-34,StdWgt:FitThr	—●— T-32,C-32,W+6%;FitThr	—●— T-32,C-32,W+6%;FitSpd	—●— T-32,C-32,W+6%;FitAlt	—●— maxCAS	—●— MaxMtoThrustAlt

767JT9 fit to 39-D-B763-HJ-5-7000-3to9-9to18 (Standard Weight = 60%)



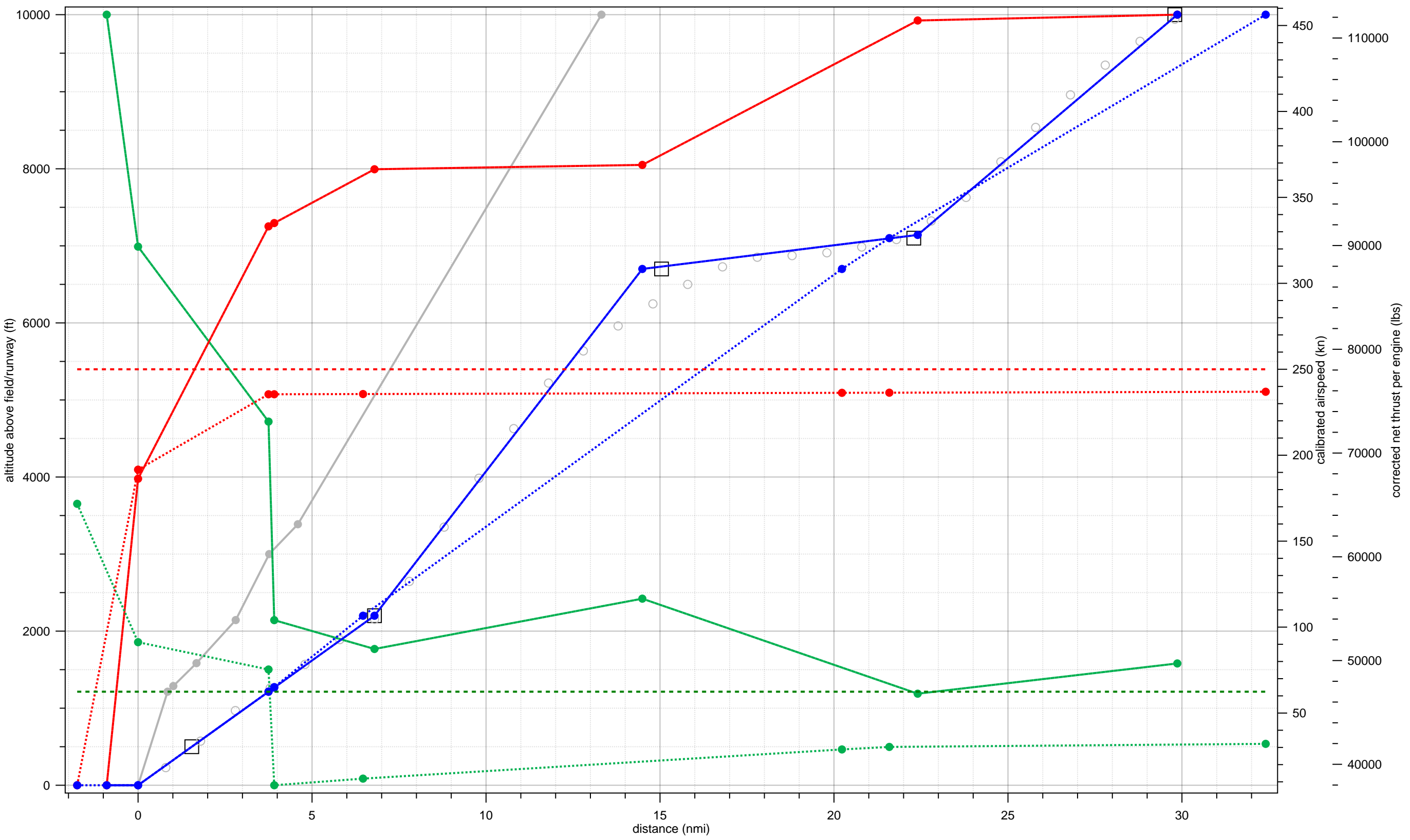
Legend											
—●— StdD5	□ SimpleTargets	○ RawTargets	—●— StdThr,StdWgt:FitThr	—●— StdThr,StdWgt:FitSpd	—●— StdThr,StdWgt:FitAlt	—●— T-38,C-38,StdWgt:FitThr	—●— T-36,C-36,W+2%;FitThr	—●— T-36,C-36,W+2%;FitSpd	—●— T-36,C-36,W+2%;FitAlt	—●— maxCAS	—●— MaxMtoThrustAlt

7478 fit to 39-D-B763-HJ-5-7000-3to9-9to18 (Standard Weight = 67%)



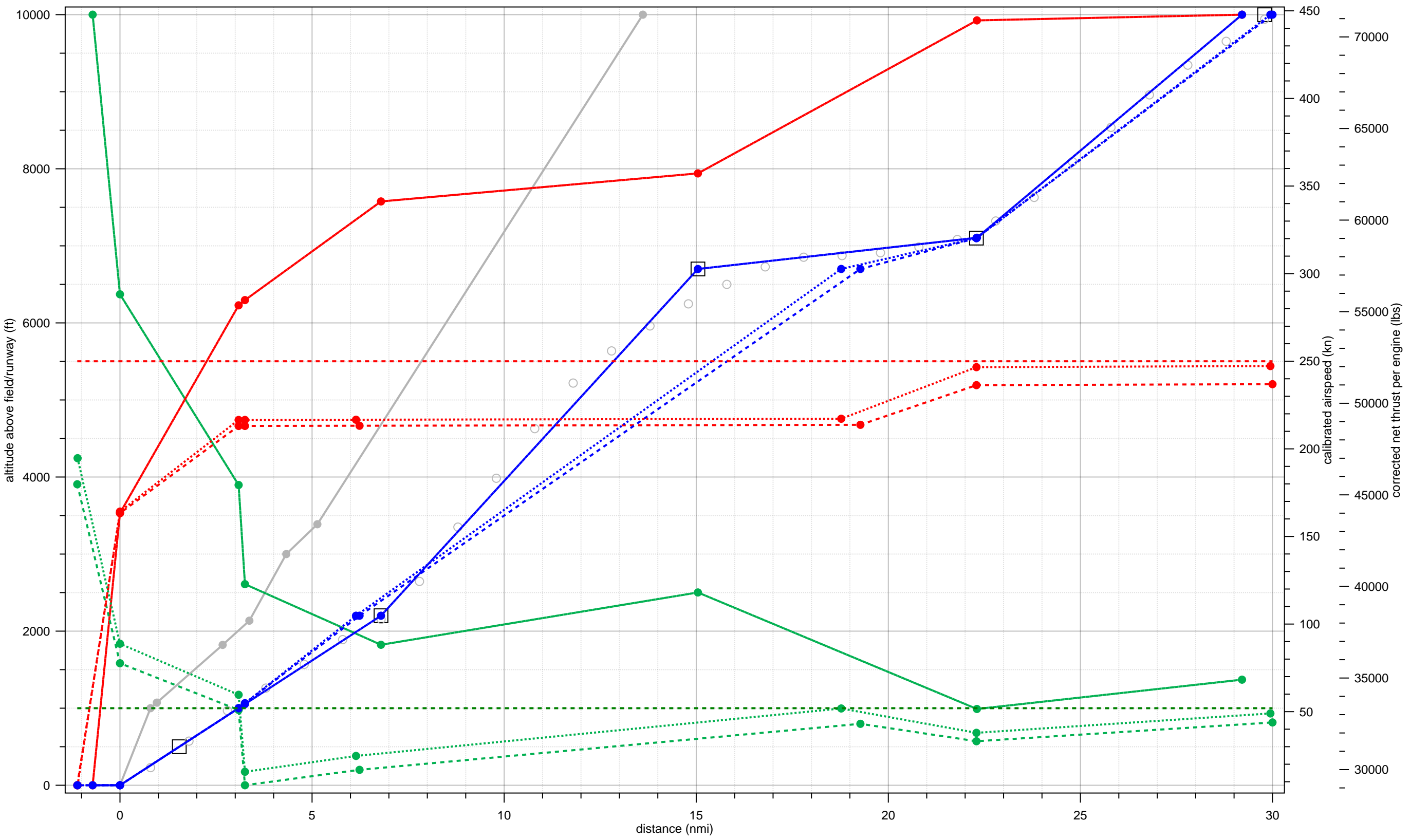
Legend							
—●— StdD5	□ SimpleTargets	○ RawTargets	—●— StdThr,StdWgt:FitThr	—●— StdThr,StdWgt:FitSpd	—●— StdThr,StdWgt:FitAlt	—●— T-28,C-28,StdWgt:FitThr	
—●— T-28,C-28,StdWgt:FitSpd	—●— T-28,C-28,StdWgt:FitAlt	—●— T-10,C-10,W+33%;FitThr	—●— T-10,C-10,W+33%;FitSpd	—●— T-10,C-10,W+33%;FitAlt	—●— maxCAS		
—●— MaxMtoThrustAlt							

7773ER fit to 39-D-B763-HJ-5-7000-3to9-9to18 (Standard Weight = 57%)



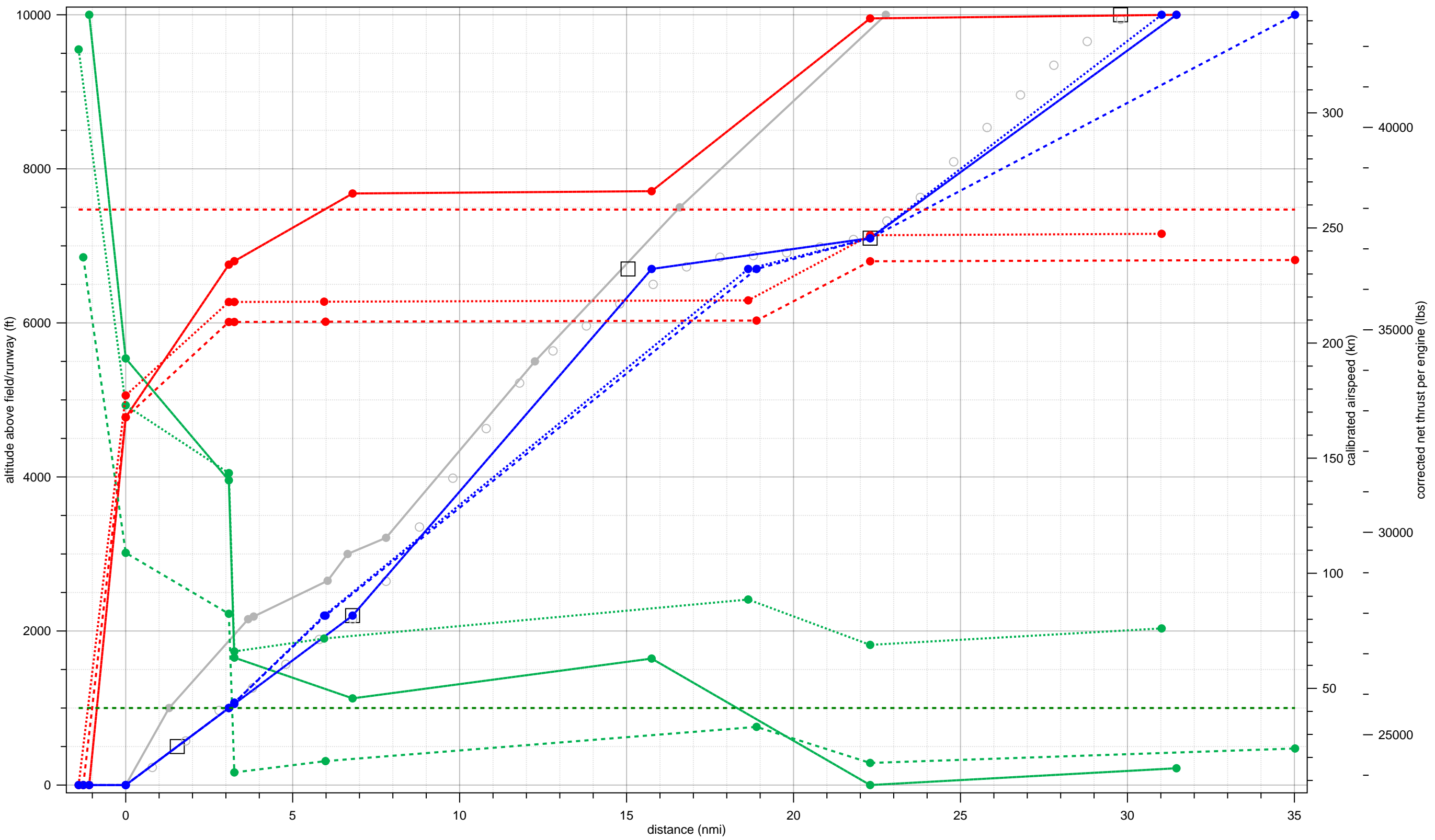
Legend							
StdD5	SimpleTargets	RawTargets	StdThr,StdWgt:FitThr	StdThr,StdWgt:FitSpd	StdThr,StdWgt:FitAlt	T-42,C-42,W+9%;FitThr	
T-42,C-42,W+9%;FitSpd	T-42,C-42,W+9%;FitAlt	maxCAS	MaxMtoThrustAlt				

7878R fit to 39-D-B763-HJ-5-7000-3to9-9to18 (Standard Weight = 62%)



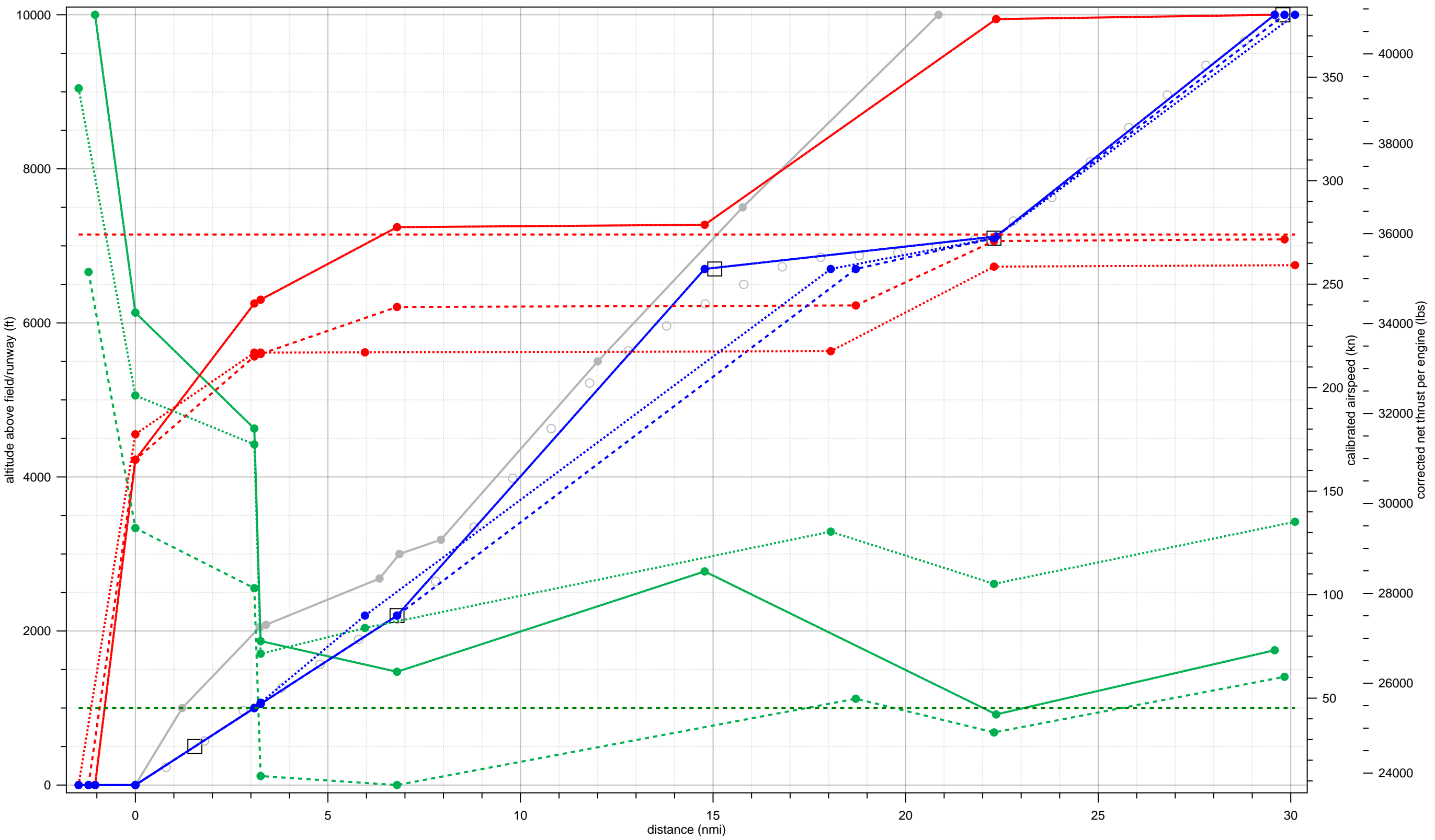
Legend											
—●— StdD5	□ SimpleTargets	○ RawTargets	—●— StdThr,StdWgt:FitThr	—●— StdThr,StdWgt:FitSpd	—●— StdThr,StdWgt:FitAlt	—●— T-36,C-36,StdWgt:FitThr	—●— T-34,C-34,W+2%;FitThr	—●— T-34,C-34,W+2%;FitSpd	—●— T-34,C-34,W+2%;FitAlt	—●— maxCAS	—●— MaxMtoThrustAlt

74710Q fit to 39-D-B763-HJ-5-7000-3to9-9to18 (Standard Weight = 69%)



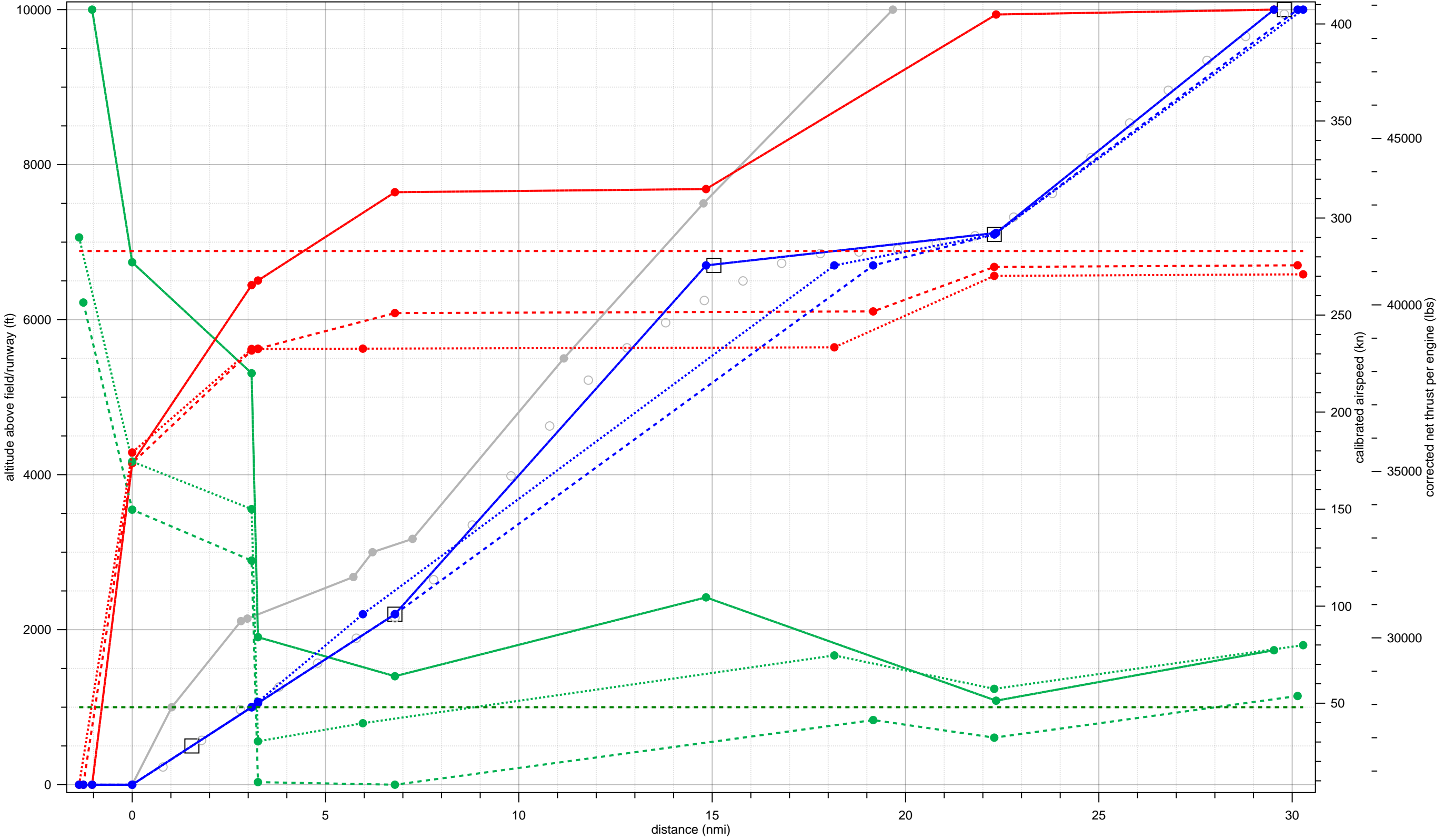
Legend							
—●— StdD5	□ SimpleTargets	○ RawTargets	—●— StdThr, StdWgt: FitThr	—●— StdThr, StdWgt: FitSpd	—●— StdThr, StdWgt: FitAlt	—●— T-14, C-14, StdWgt: FitThr	
—●— T-14, C-14, StdWgt: FitSpd	—●— T-14, C-14, StdWgt: FitAlt	—●— T-02, C-02, W+21%; FitThr	—●— T-02, C-02, W+21%; FitSpd	—●— T-02, C-02, W+21%; FitAlt	—●— maxCAS		
—●— MaxMtoThrustAlt							

74720A fit to 39-D-B763-HJ-5-7000-3to9-9to18 (Standard Weight = 57%)



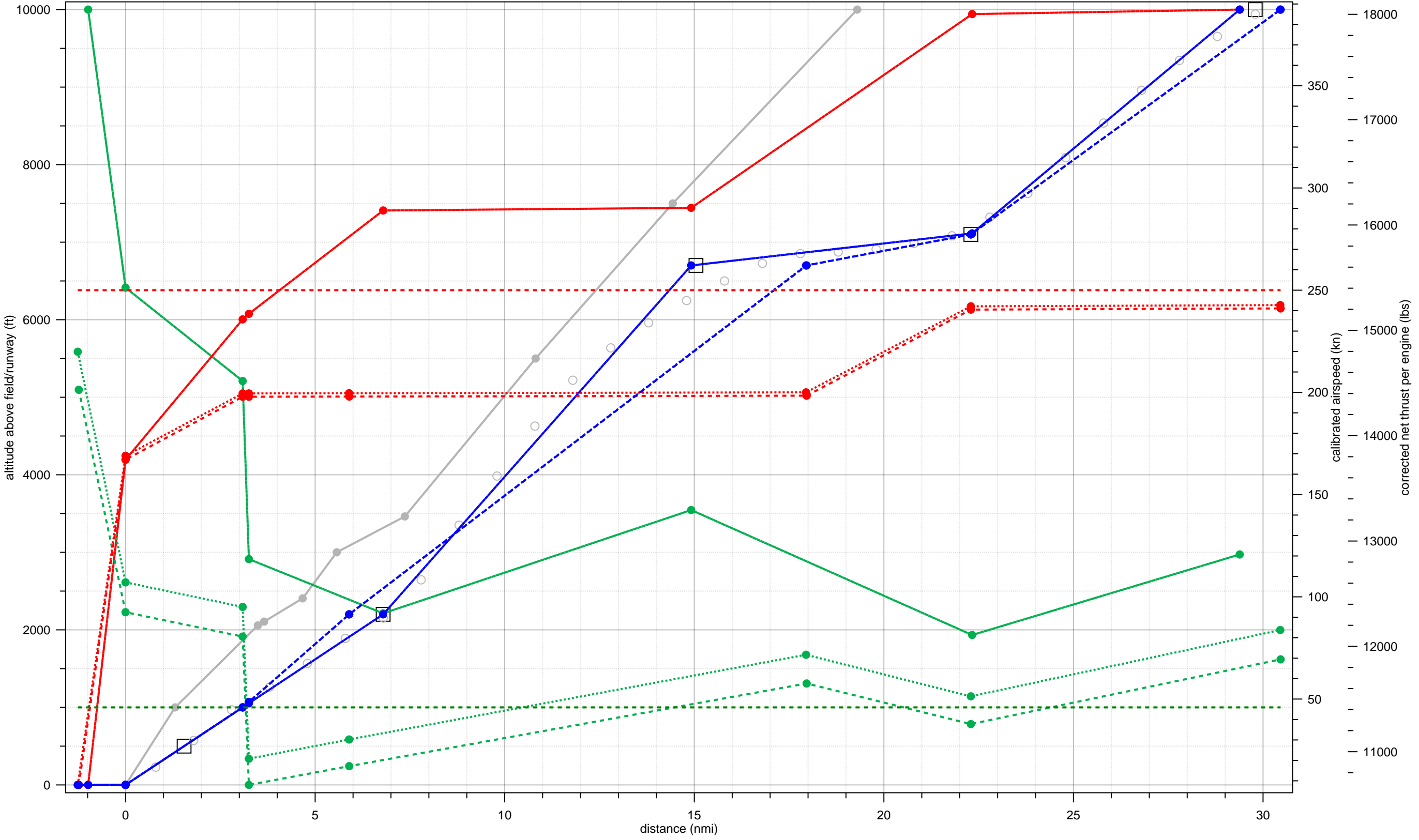
Legend							
—●— StdD5	□ SimpleTargets	○ RawTargets	—●— StdThr, StdWgt:FitThr	—●— StdThr, StdWgt:FitSpd	—●— StdThr, StdWgt:FitAlt	—●— T-14, C-14, StdWgt:FitThr	
—●— T-14, C-14, StdWgt:FitSpd	—●— T-14, C-14, StdWgt:FitAlt	—●— T-04, C-04, W+24%;FitThr	—●— T-04, C-04, W+24%;FitSpd	—●— T-04, C-04, W+24%;FitAlt	—●— maxCAS		
—●— MaxMtoThrustAlt							

74720B fit to 39-D-B763-HJ-5-7000-3to9-9to18 (Standard Weight = 68%)



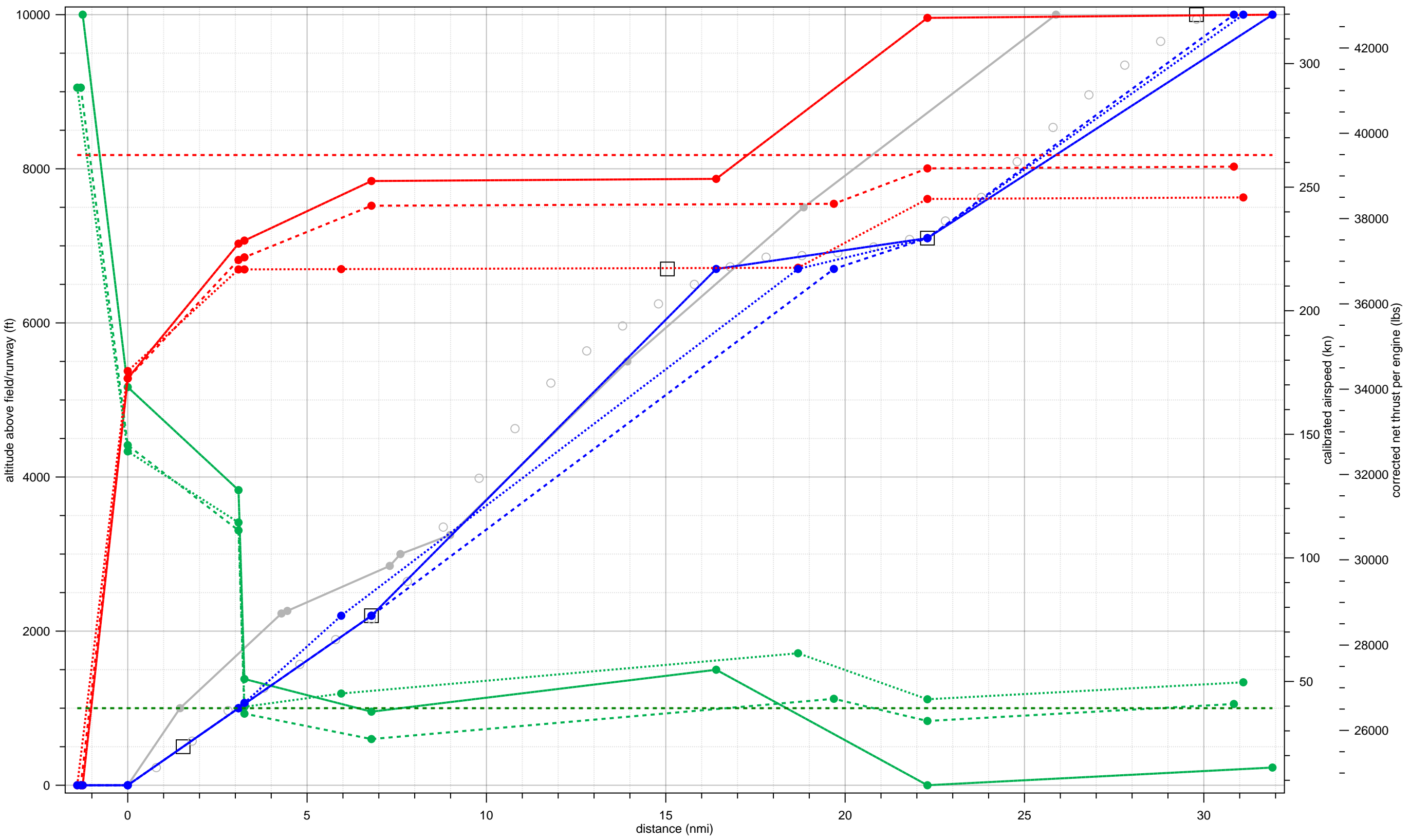
Legend							
—●— StdD5	□ SimpleTargets	○ RawTargets	—●— StdThr,StdWgt:FitThr	—●— StdThr,StdWgt:FitSpd	—●— StdThr,StdWgt:FitAlt	—●— T-18,C-18,StdWgt:FitThr	
—●— T-18,C-18,StdWgt:FitSpd	—●— T-18,C-18,StdWgt:FitAlt	—●— T-14,C-14,W+11%;FitThr	—●— T-14,C-14,W+11%;FitSpd	—●— T-14,C-14,W+11%;FitAlt	—●— maxCAS		
—●— MaxMtoThrustAlt							

707320 fit to 39-D-B763-HJ-5-7000-3to9-9to18 (Standard Weight = 75%)



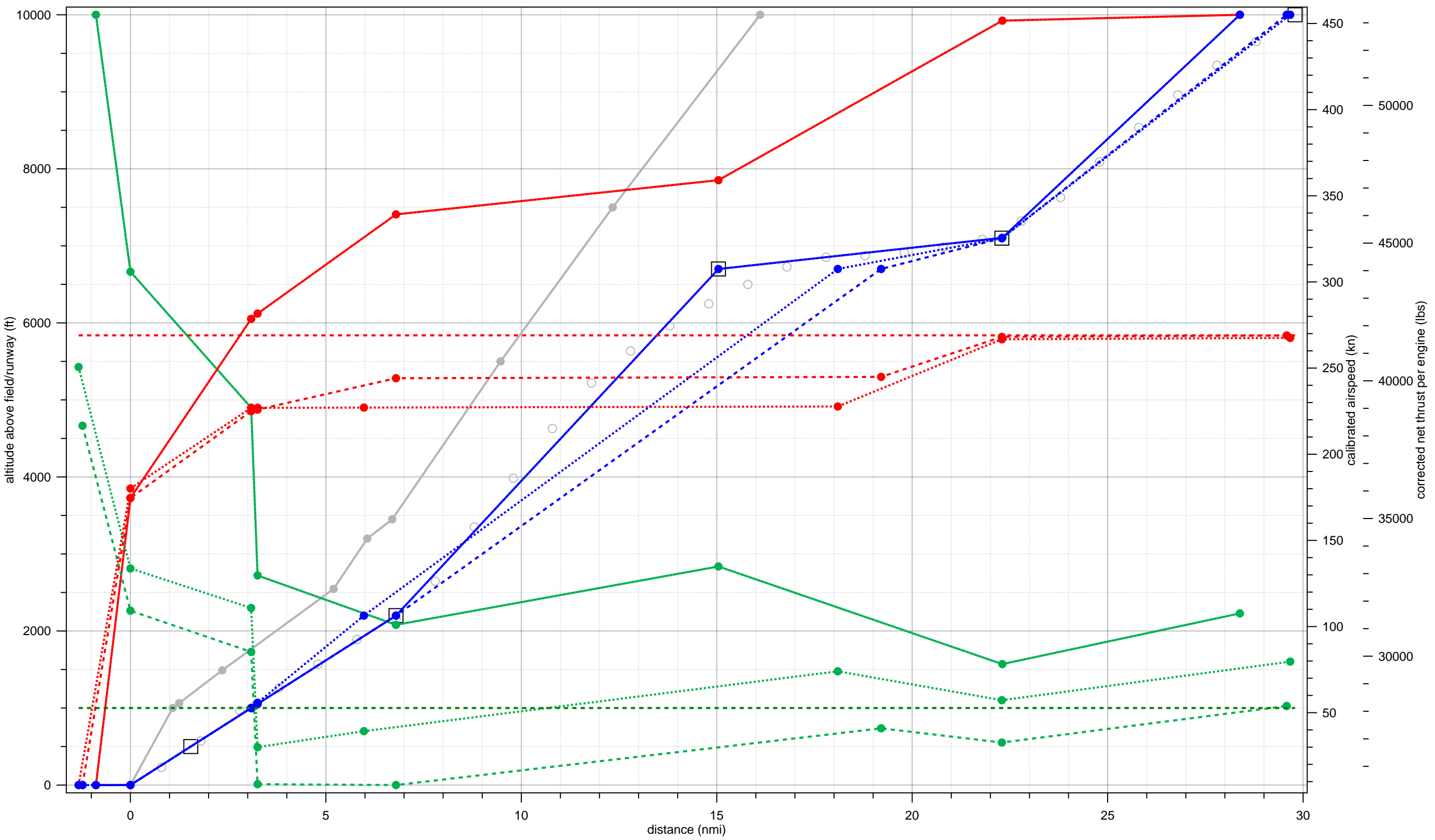
Legend													
—●— StdD5	□ SimpleTargets	○ RawTargets	—●— StdThr,StdWgt:FitThr	—●— StdThr,StdWgt:FitSpd	—●— StdThr,StdWgt:FitAlt	—●— T-20,C-20,StdWgt:FitThr	—●— T-20,C-20,StdWgt:FitSpd	—●— T-20,C-20,StdWgt:FitAlt	—●— T-18,C-18,W+4%;FitThr	—●— T-18,C-18,W+4%;FitSpd	—●— T-18,C-18,W+4%;FitAlt	—●— maxCAS	—●— MaxMtoThrustAlt

747200 fit to 39-D-B763-HJ-5-7000-3to9-9to18 (Standard Weight = 72%)



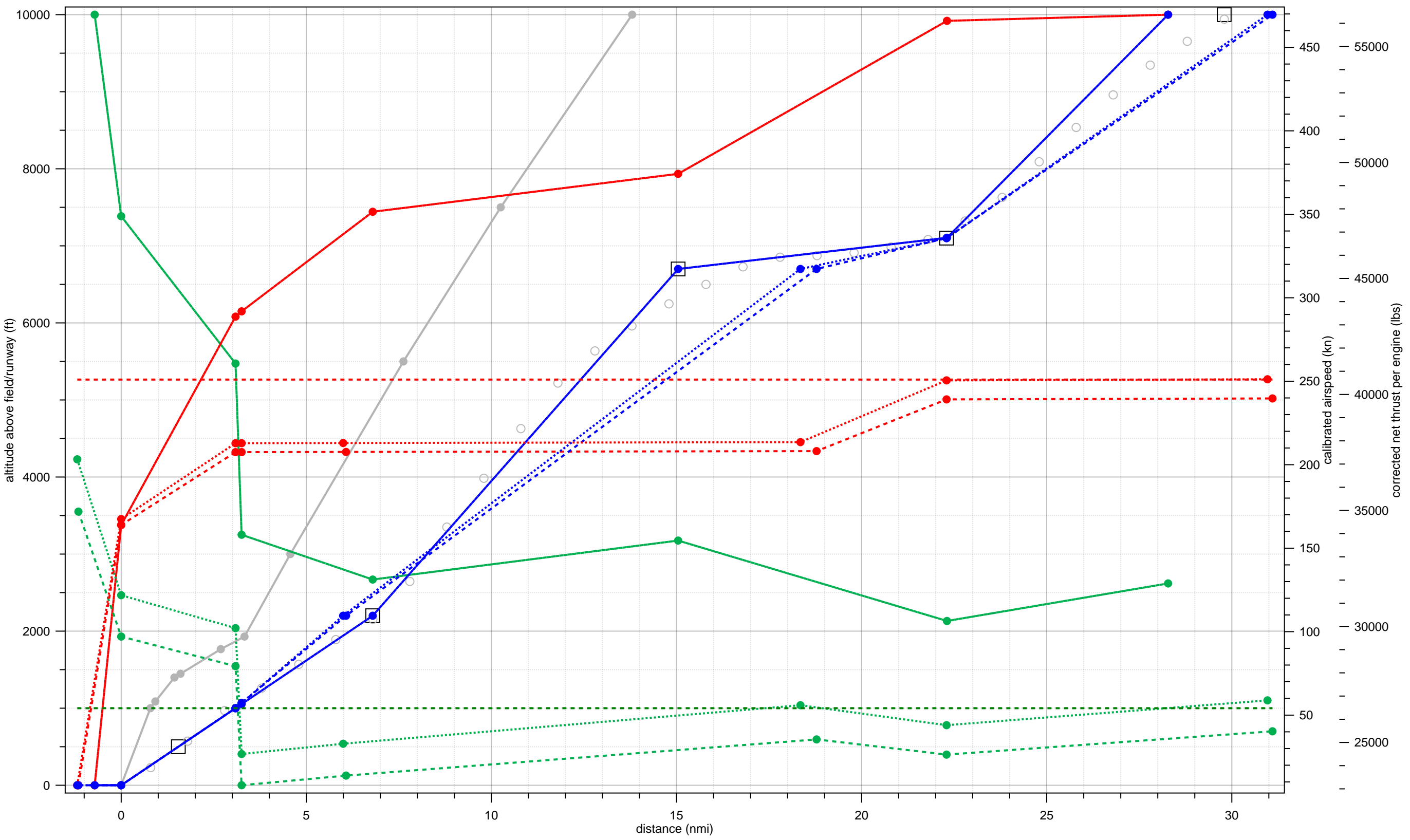
Legend										
StdD5	SimpleTargets	RawTargets	StdThr,StdWgt:FitThr	StdThr,StdWgt:FitSpd	StdThr,StdWgt:FitAlt	T-04,C-04,StdWgt:FitThr	T-04,C-04,StdWgt:FitSpd	T-04,C-04,StdWgt:FitAlt	maxCAS	MaxMtoThrustAlt
(grey line with circle)	(white square)	(white circle)	(solid green line with circle)	(solid red line with circle)	(solid blue line with circle)	(dotted green line with circle)	(dotted red line with circle)	(dotted blue line with circle)	(dashed red line)	(dashed green line)

747400 fit to 39-D-B763-HJ-5-7000-3to9-9to18 (Standard Weight = 57%)



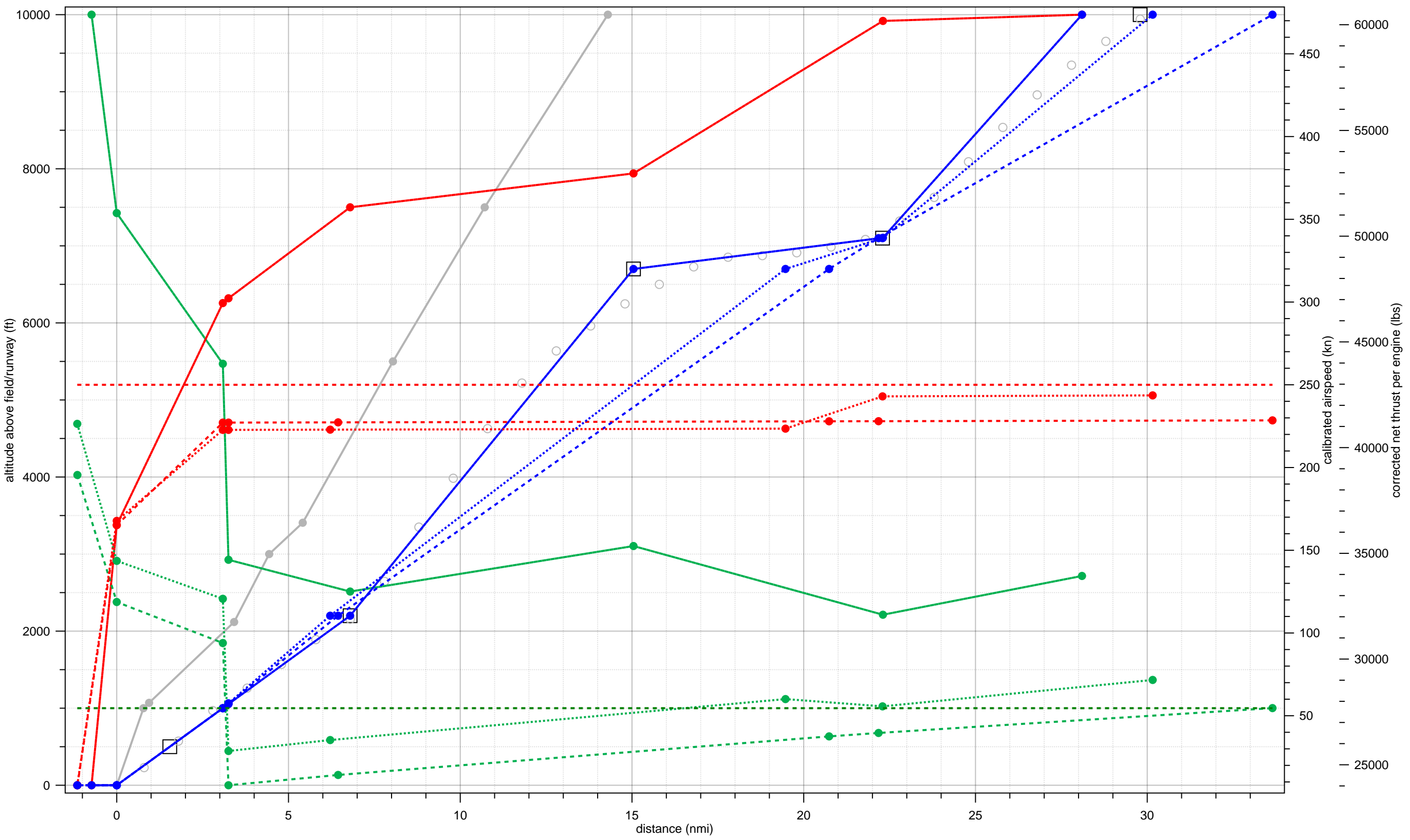
Legend							
—●— StdD5	□ SimpleTargets	○ RawTargets	—●— StdThr, StdWgt:FitThr	—●— StdThr, StdWgt:FitSpd	—●— StdThr, StdWgt:FitAlt	—●— T-28, C-28, StdWgt:FitThr	
—●— T-28, C-28, StdWgt:FitSpd	—●— T-28, C-28, StdWgt:FitAlt	—●— T-24, C-24, W+10%;FitThr	—●— T-24, C-24, W+10%;FitSpd	—●— T-24, C-24, W+10%;FitAlt	—●— T-24, C-24, W+10%;FitAlt	—●— T-24, C-24, W+10%;FitThr	—●— maxCAS
—●— MaxMtoThrustAlt							

767300 fit to 39-D-B763-HJ-5-7000-3to9-9to18 (Standard Weight = 63%)



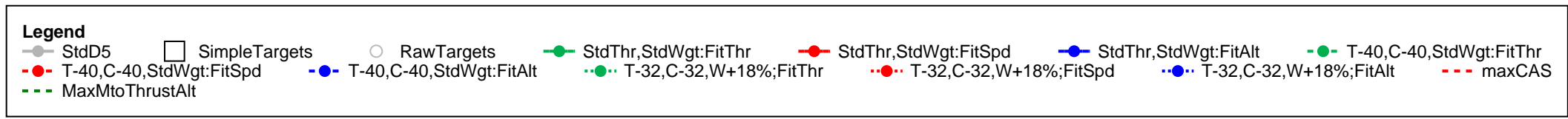
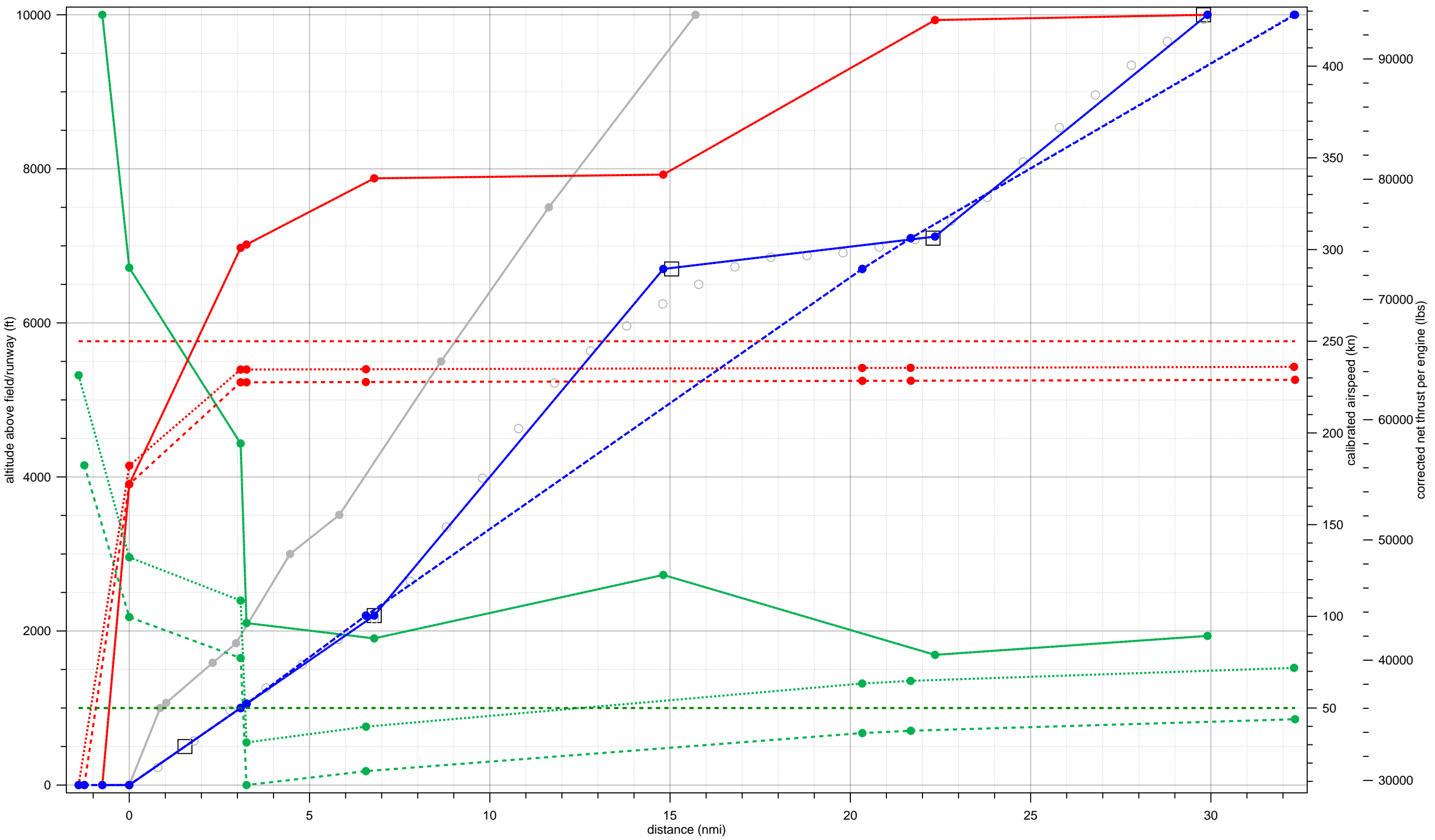
Legend													
StdD5	SimpleTargets	RawTargets	StdThr,StdWgt:FitThr	StdThr,StdWgt:FitSpd	StdThr,StdWgt:FitAlt	T-38,C-38,StdWgt:FitThr	T-34,C-34,W+7%;FitThr	T-38,C-38,StdWgt:FitSpd	T-34,C-34,W+7%;FitSpd	T-38,C-38,StdWgt:FitAlt	T-34,C-34,W+7%;FitAlt	maxCAS	MaxMtoThrustAlt

767400 fit to 39-D-B763-HJ-5-7000-3to9-9to18 (Standard Weight = 57%)

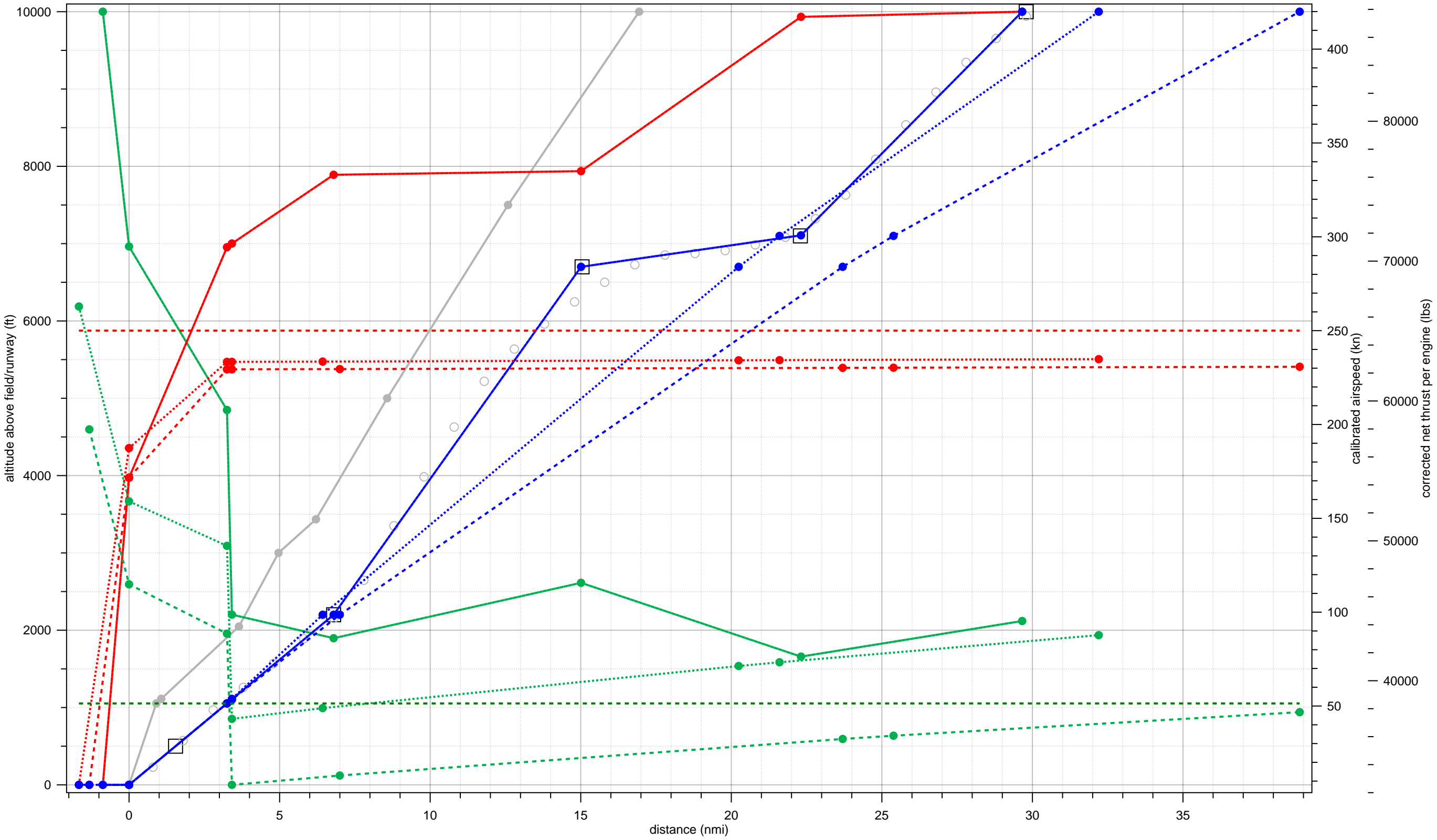


Legend											
—●— StdD5	□ SimpleTargets	○ RawTargets	—●— StdThr, StdWgt: FitThr	—●— StdThr, StdWgt: FitSpd	—●— StdThr, StdWgt: FitAlt	—●— T-36, C-36, StdWgt: FitThr	—●— T-32, C-32, W+5%; FitThr	—●— T-32, C-32, W+5%; FitSpd	—●— T-32, C-32, W+5%; FitAlt	—●— maxCAS	—●— MaxMtoThrustAlt

777200 fit to 39-D-B763-HJ-5-7000-3to9-9to18 (Standard Weight = 60%)

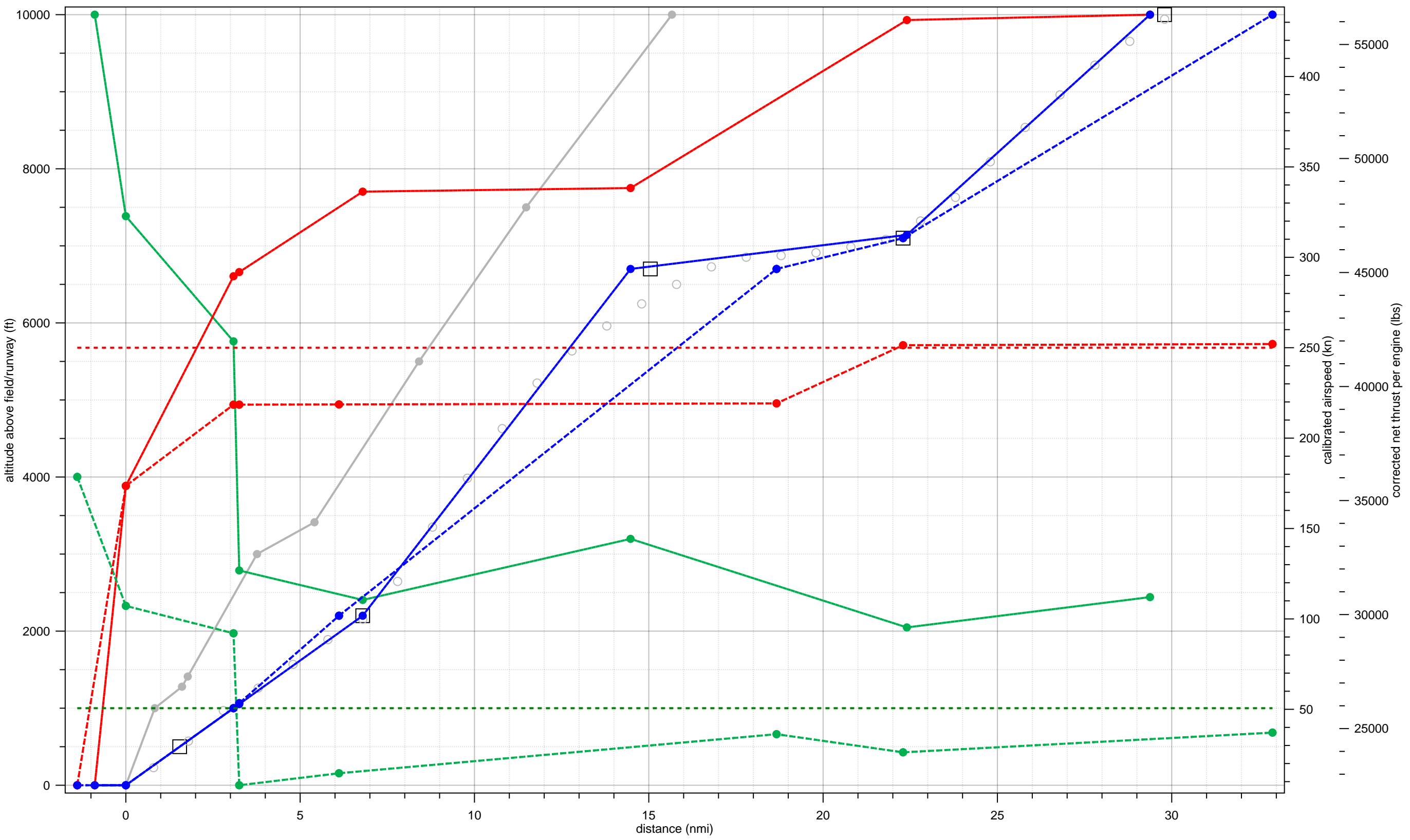


777300 fit to 39-D-B763-HJ-5-7000-3to9-9to18 (Standard Weight = 57%)



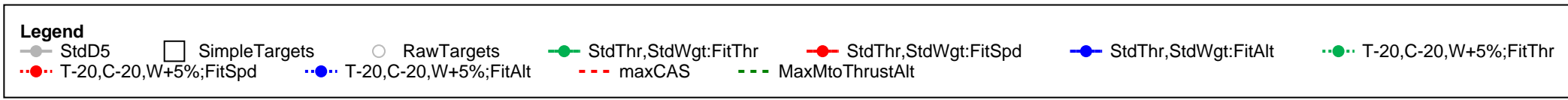
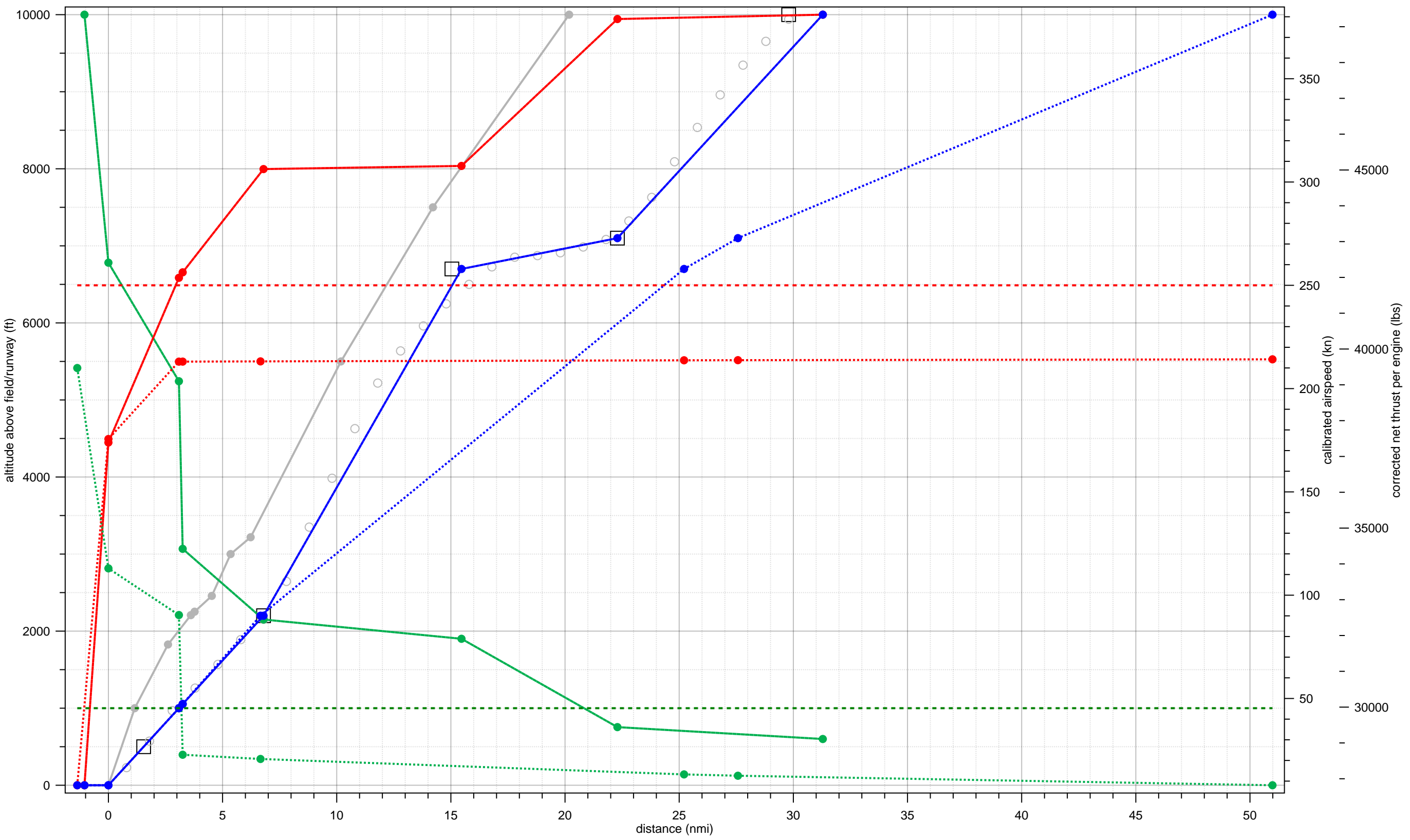
Legend							
StdD5	SimpleTargets	RawTargets	StdThr, StdWgt: FitThr	StdThr, StdWgt: FitSpd	StdThr, StdWgt: FitAlt	T-34, C-34, StdWgt: FitThr	T-34, C-34, StdWgt: FitSpd
T-34, C-34, StdWgt: FitSpd	T-34, C-34, StdWgt: FitAlt	T-24, C-24, W+33%; FitThr	T-24, C-24, W+33%; FitSpd	T-24, C-24, W+33%; FitAlt	maxCAS	MaxMtoThrustAlt	

A300-622R fit to 39-D-B763-HJ-5-7000-3to9-9to18 (Standard Weight = 86%)

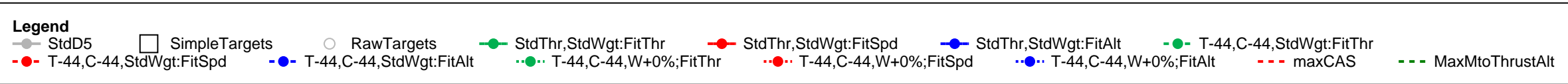
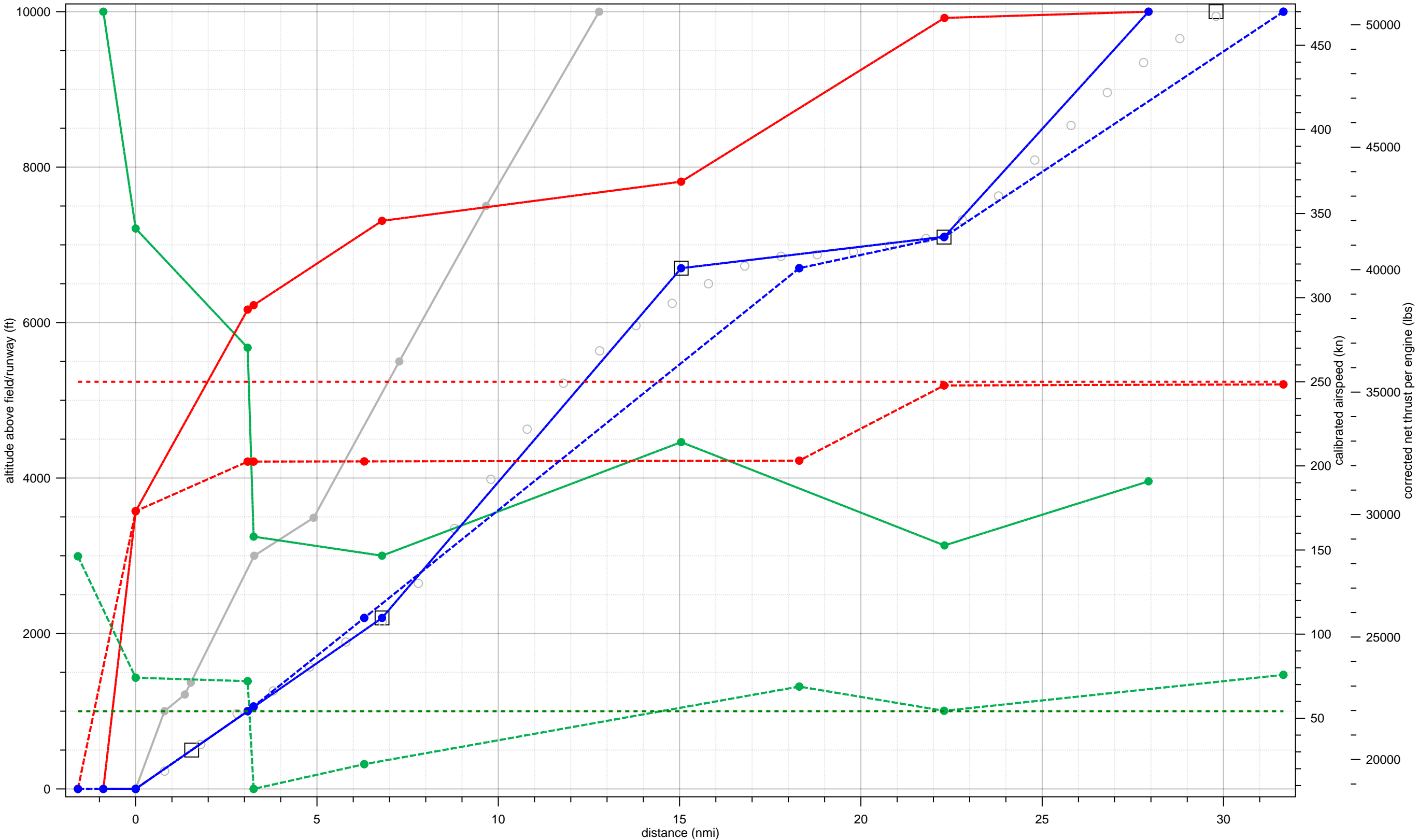


Legend											
—●— StdD5	□ SimpleTargets	○ RawTargets	—●— StdThr,StdWgt:FitThr	—●— StdThr,StdWgt:FitSpd	—●— StdThr,StdWgt:FitAlt	—●— T-36,C-36,StdWgt:FitThr	—●— T-36,C-36,W+0%;FitThr	—●— T-36,C-36,W+0%;FitSpd	—●— T-36,C-36,W+0%;FitAlt	—●— maxCAS	— MaxMtoThrustAlt

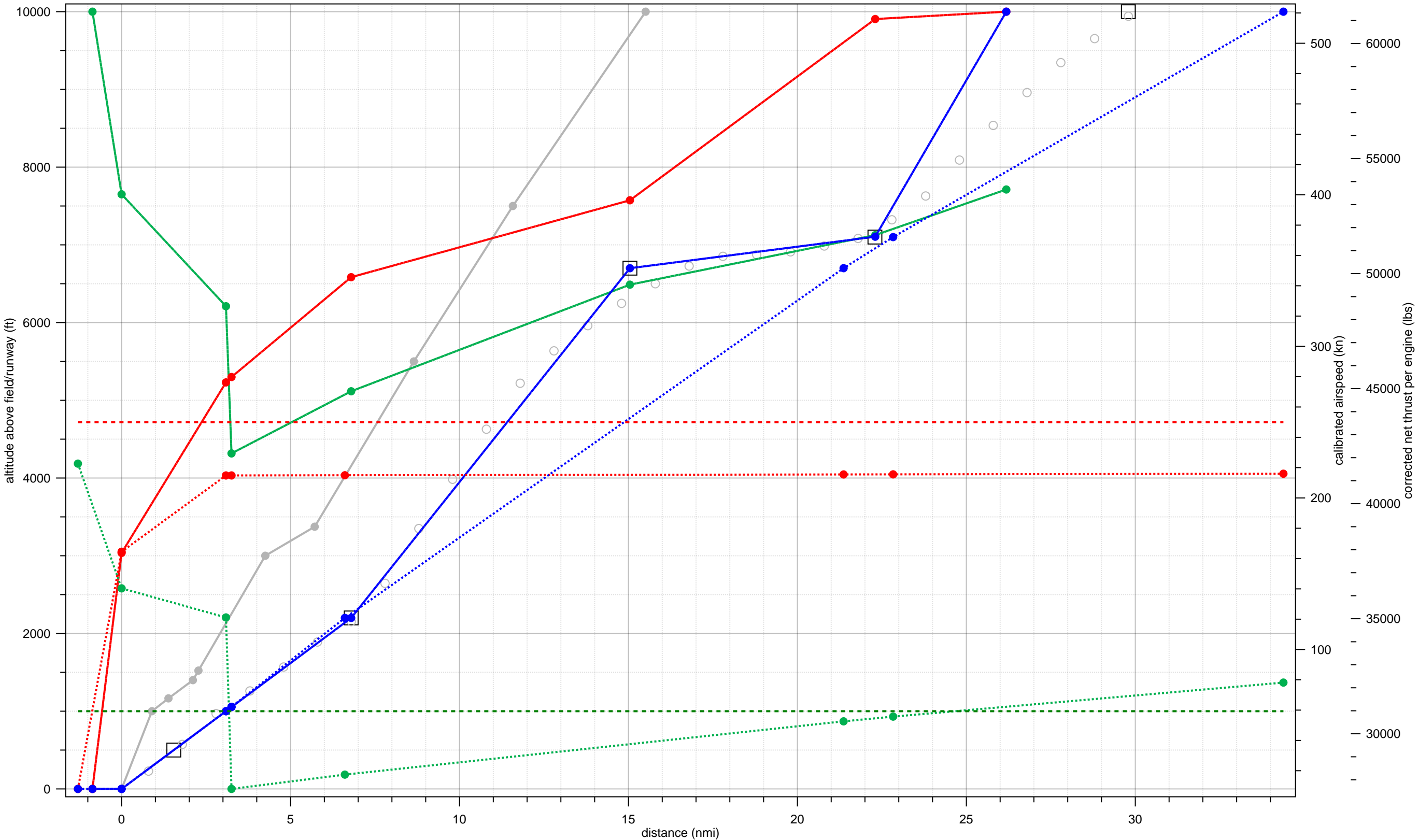
A300B4-203 fit to 39-D-B763-HJ-5-7000-3to9-9to18 (Standard Weight = 96%)



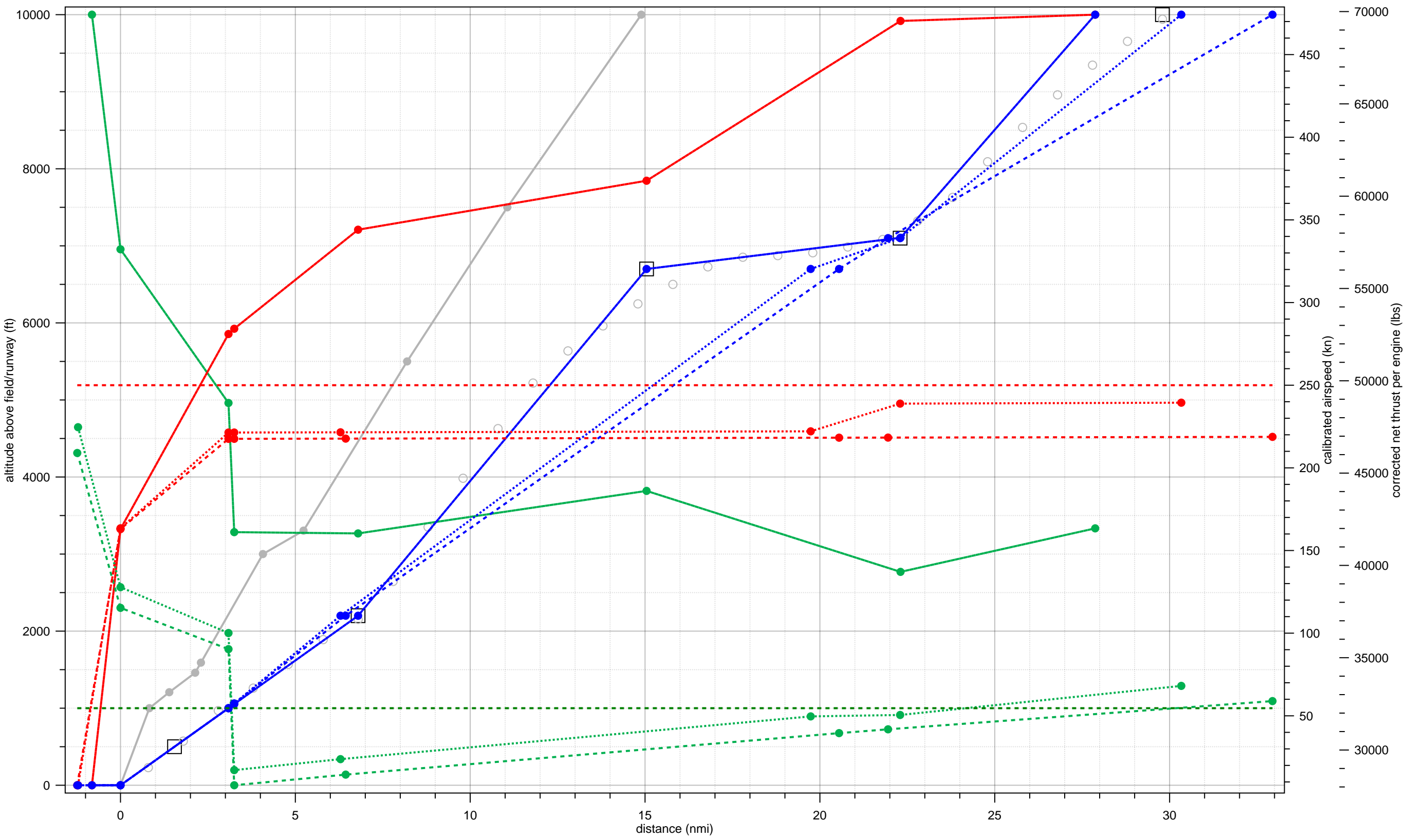
A310-304 fit to 39-D-B763-HJ-5-7000-3to9-9to18 (Standard Weight = 75%)



A330-301 fit to 39-D-B763-HJ-5-7000-3to9-9to18 (Standard Weight = 86%)

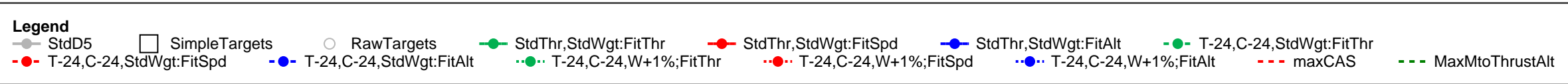
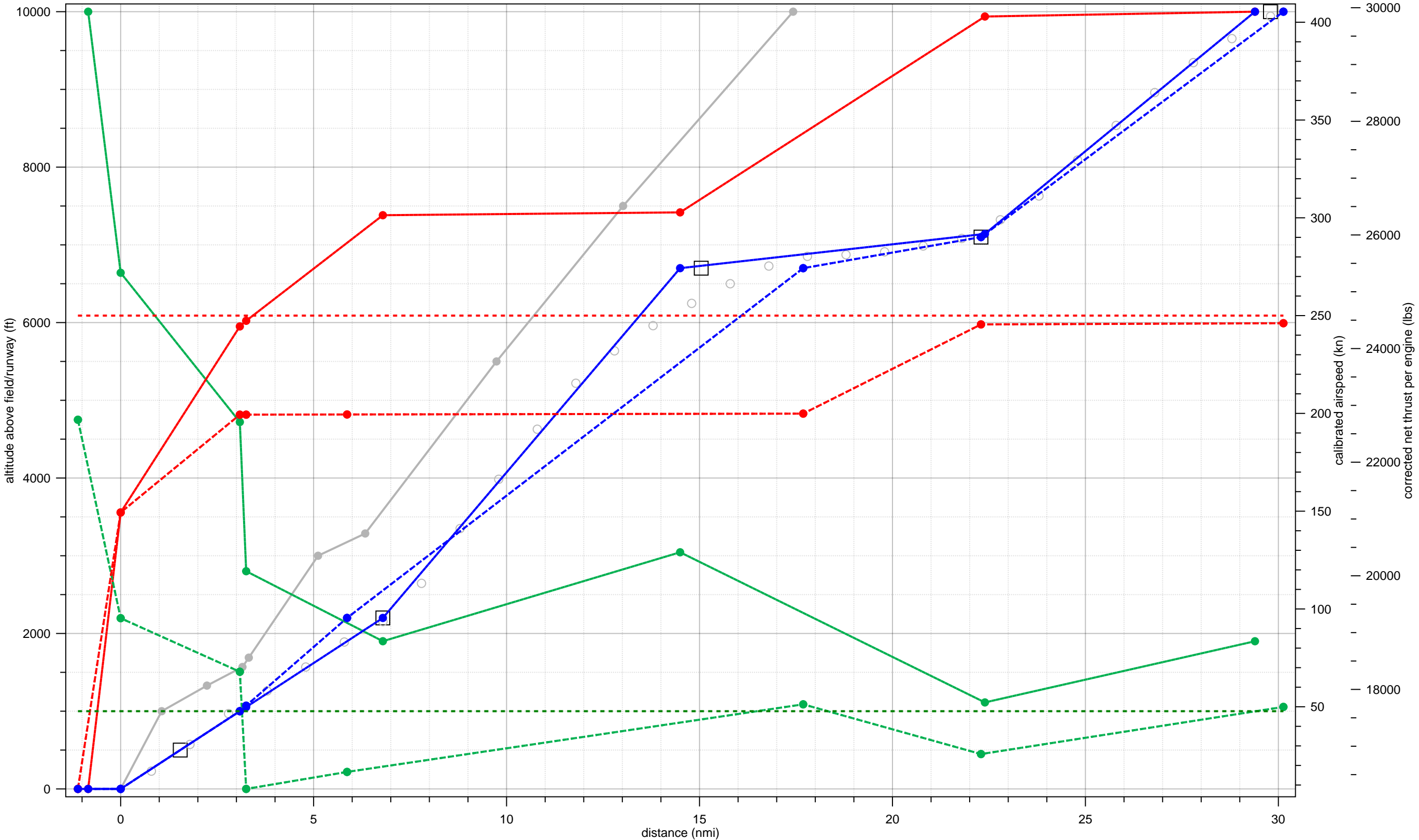


A330-343 fit to 39-D-B763-HJ-5-7000-3to9-9to18 (Standard Weight = 71%)

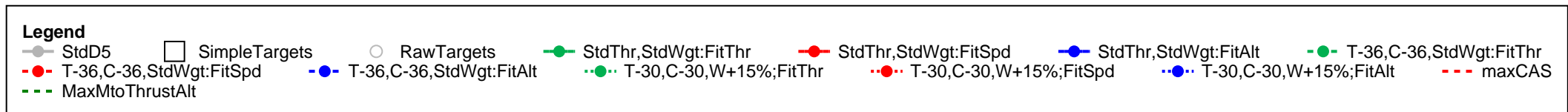
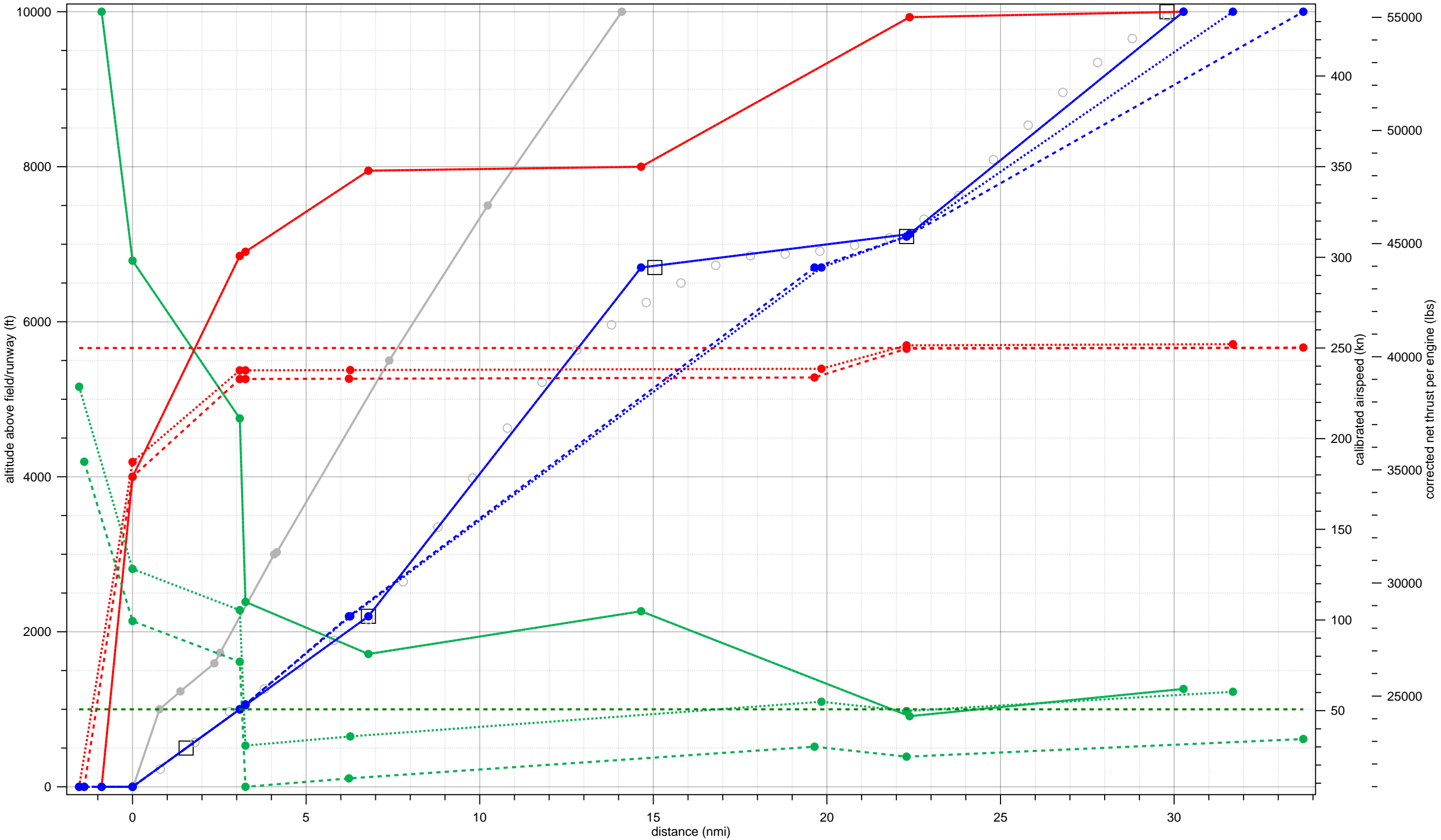


Legend											
—●— StdD5	□ SimpleTargets	○ RawTargets	—●— StdThr,StdWgt:FitThr	—●— StdThr,StdWgt:FitSpd	—●— StdThr,StdWgt:FitAlt	—●— T-34,C-34,StdWgt:FitThr	—●— T-32,C-32,W+1%;FitThr	—●— T-32,C-32,W+1%;FitSpd	—●— T-32,C-32,W+1%;FitAlt	—●— maxCAS	—●— MaxMtoThrustAlt

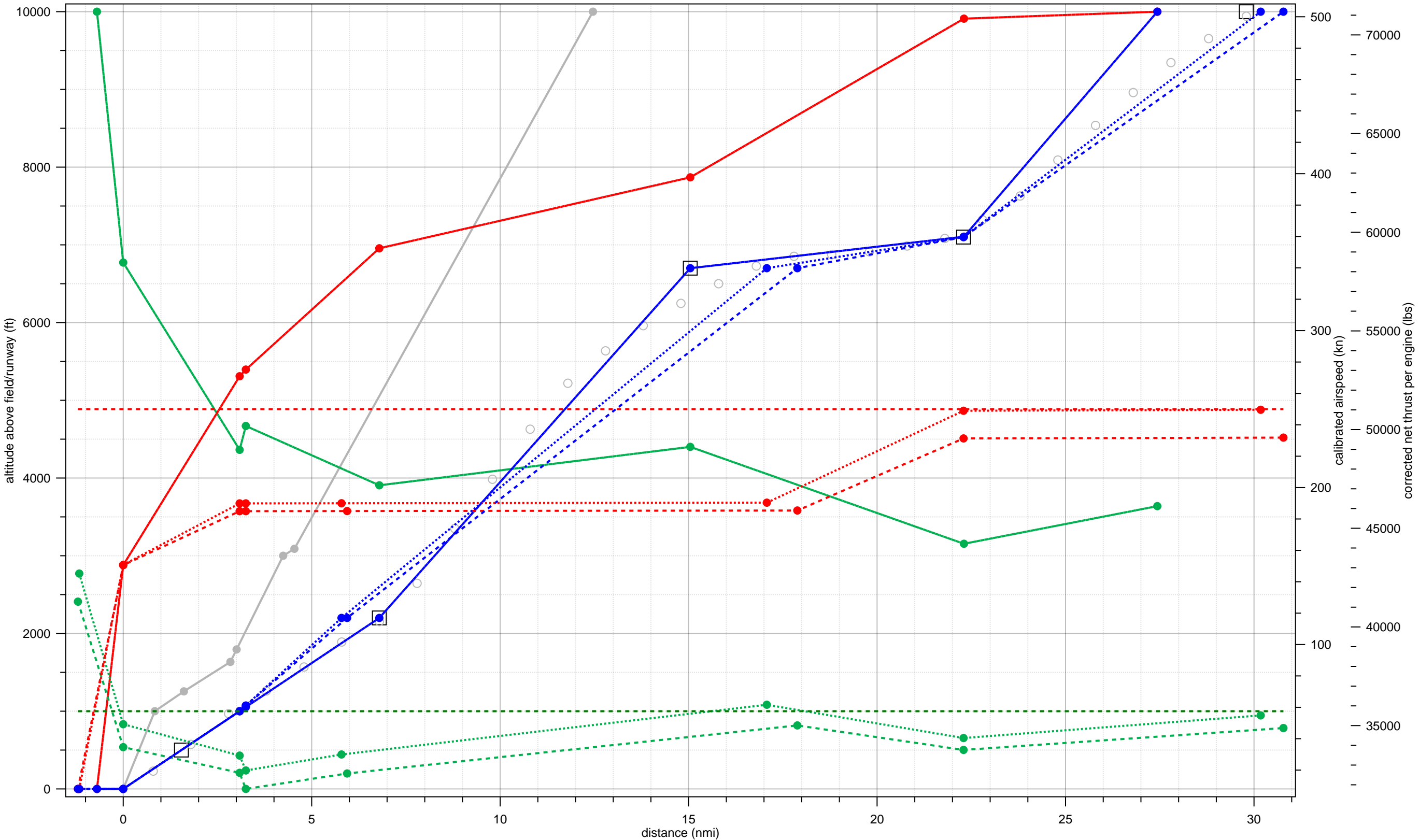
A340-211 fit to 39-D-B763-HJ-5-7000-3to9-9to18 (Standard Weight = 71%)



A340-642 fit to 39-D-B763-HJ-5-7000-3to9-9to18 (Standard Weight = 58%)

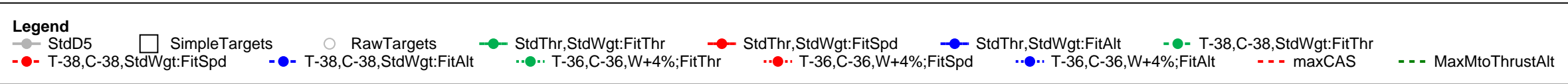
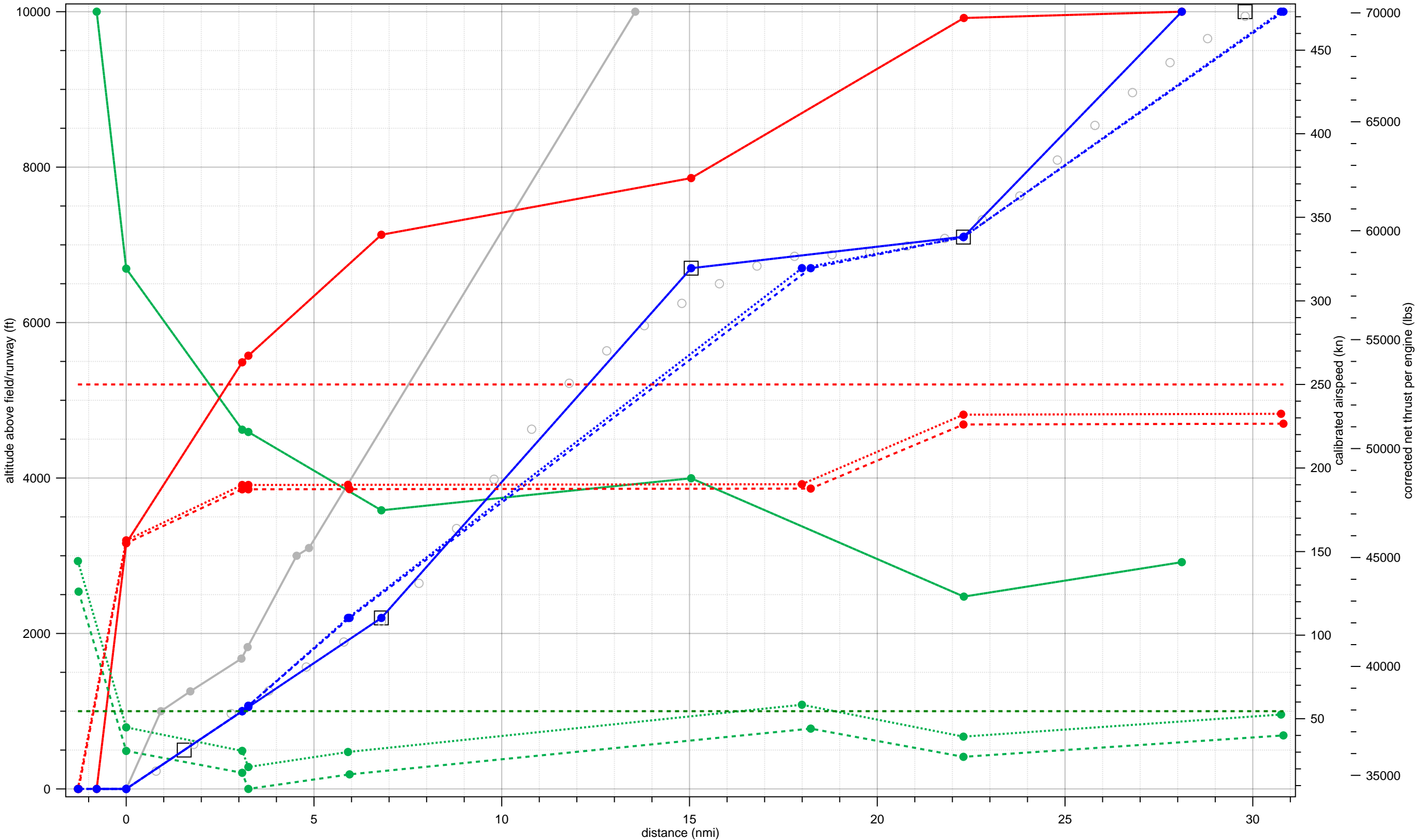


A380-841 fit to 39-D-B763-HJ-5-7000-3to9-9to18 (Standard Weight = 40%)

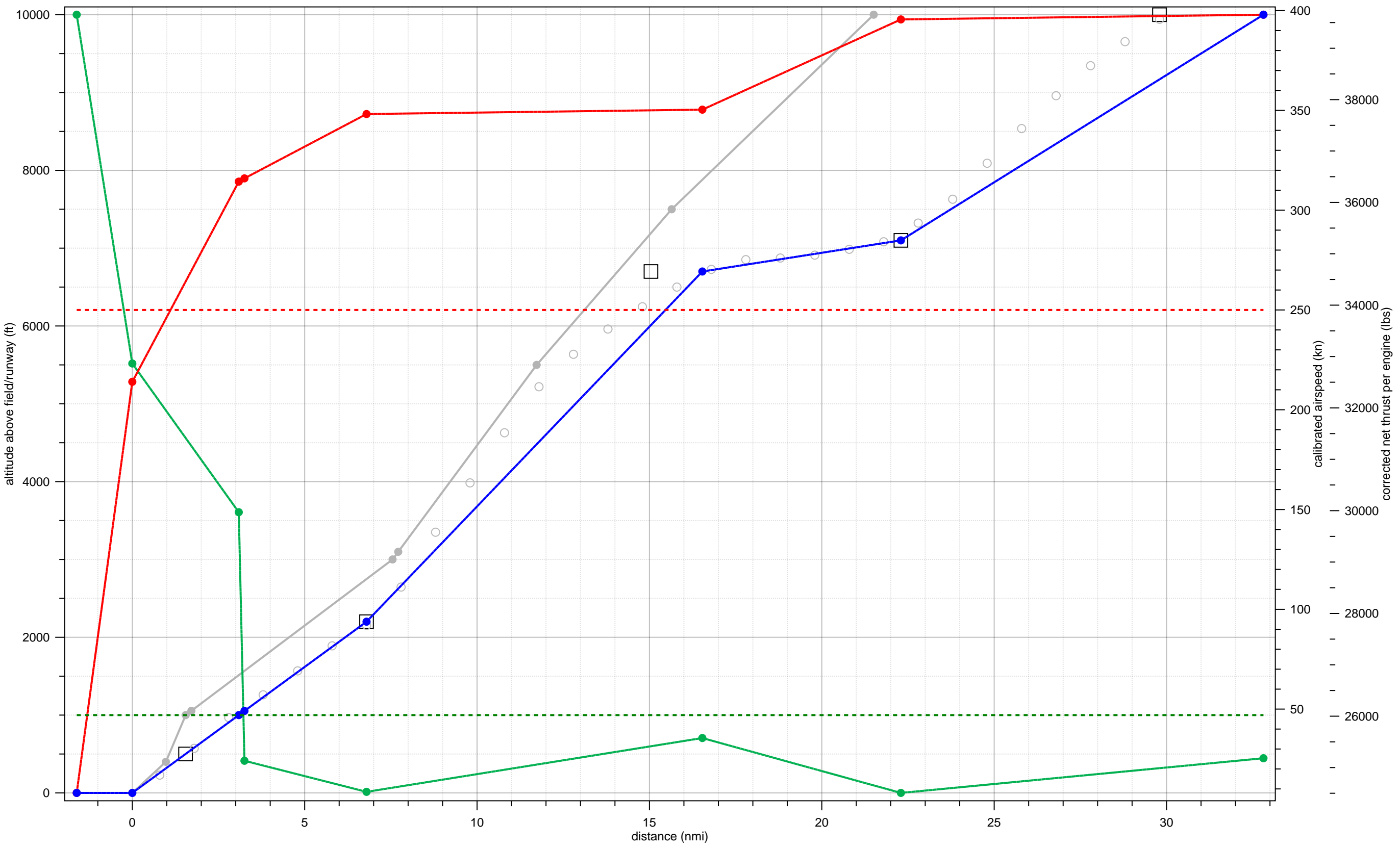


Legend													
StdD5	SimpleTargets	RawTargets	StdThr, StdWgt:FitThr	StdThr, StdWgt:FitSpd	StdThr, StdWgt:FitAlt	T-42, C-42, StdWgt:FitThr	T-40, C-40, W+1%;FitThr	T-42, C-42, StdWgt:FitSpd	T-40, C-40, W+1%;FitSpd	T-42, C-42, StdWgt:FitAlt	T-40, C-40, W+1%;FitAlt	maxCAS	MaxMtoThrustAlt

A380-861 fit to 39-D-B763-HJ-5-7000-3to9-9to18 (Standard Weight = 49%)

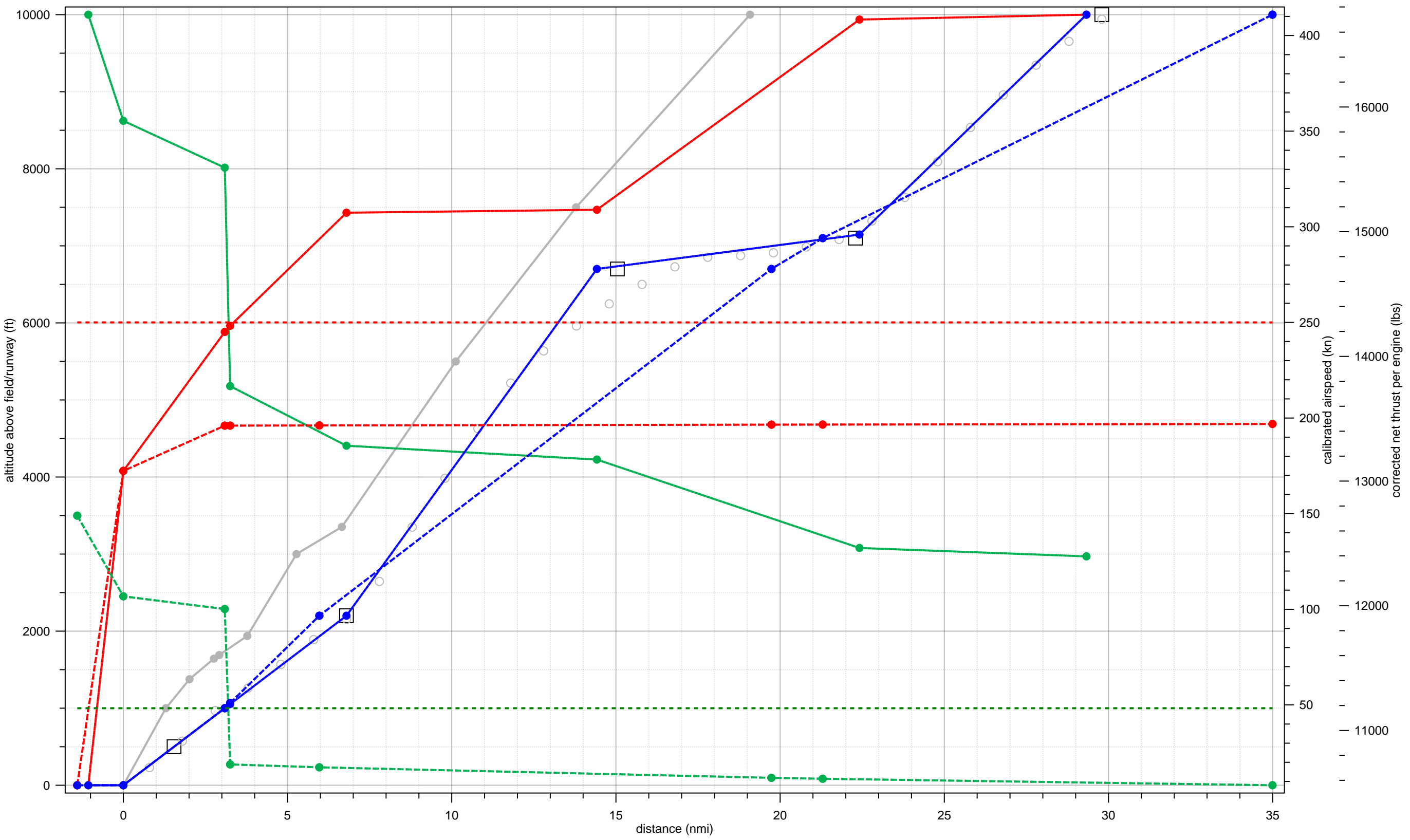


CONCRD fit to 39-D-B763-HJ-5-7000-3to9-9to18 (Standard Weight = 100%)



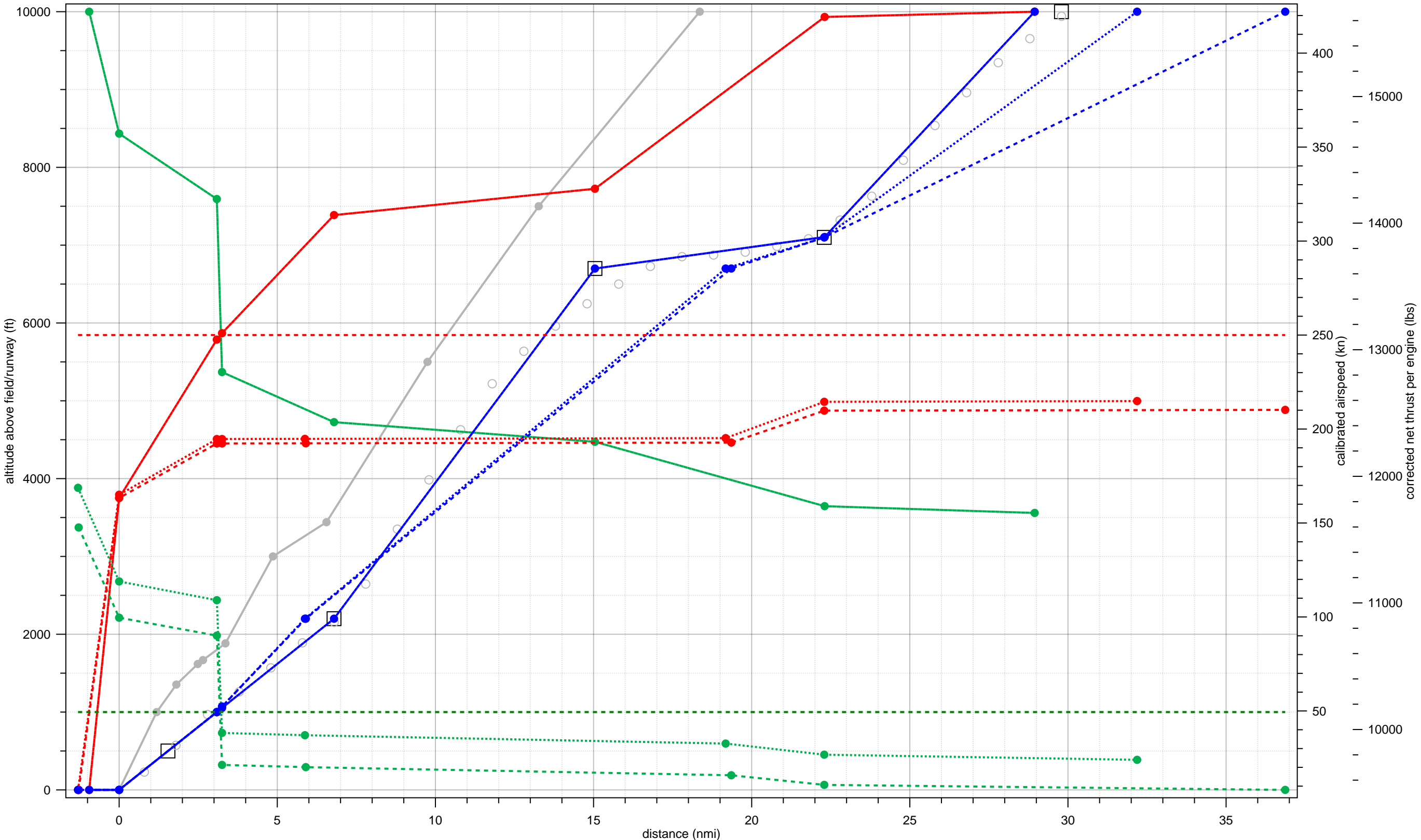
Legend	StdD5	SimpleTargets	RawTargets	StdThr,StdWgt:FitThr	StdThr,StdWgt:FitSpd	StdThr,StdWgt:FitAlt	maxCAS	MaxMtoThrustAlt
---------------	-------	---------------	------------	----------------------	----------------------	----------------------	--------	-----------------

DC8QN fit to 39-D-B763-HJ-5-7000-3to9-9to18 (Standard Weight = 68%)



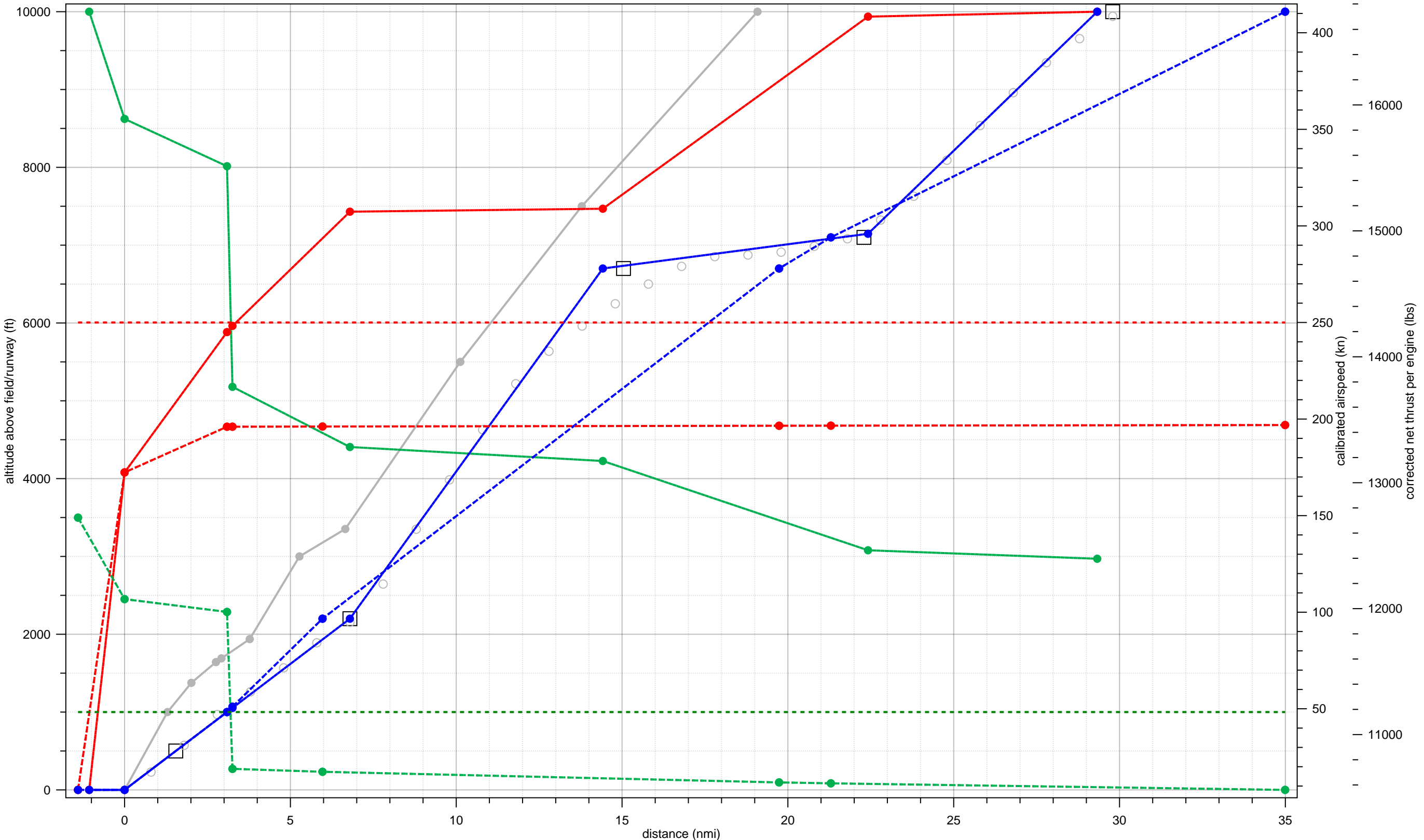
Legend										
—●— StdD5	□ SimpleTargets	○ RawTargets	—●— StdThr,StdWgt:FitThr	—●— StdThr,StdWgt:FitSpd	—●— StdThr,StdWgt:FitAlt	—●— T-24,C-24,StdWgt:FitThr				
- - -●- - - T-24,C-24,StdWgt:FitSpd	- - -●- - - T-24,C-24,StdWgt:FitAlt	- - -●- - - T-24,C-24,W+1%;FitThr	- - -●- - - T-24,C-24,W+1%;FitSpd	- - -●- - - T-24,C-24,W+1%;FitAlt	- - -●- - - maxCAS	- - -●- - - MaxMtoThrustAlt				

DC850 fit to 39-D-B763-HJ-5-7000-3to9-9to18 (Standard Weight = 61%)



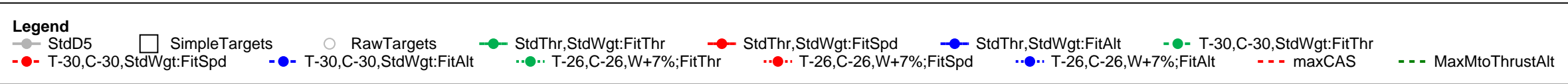
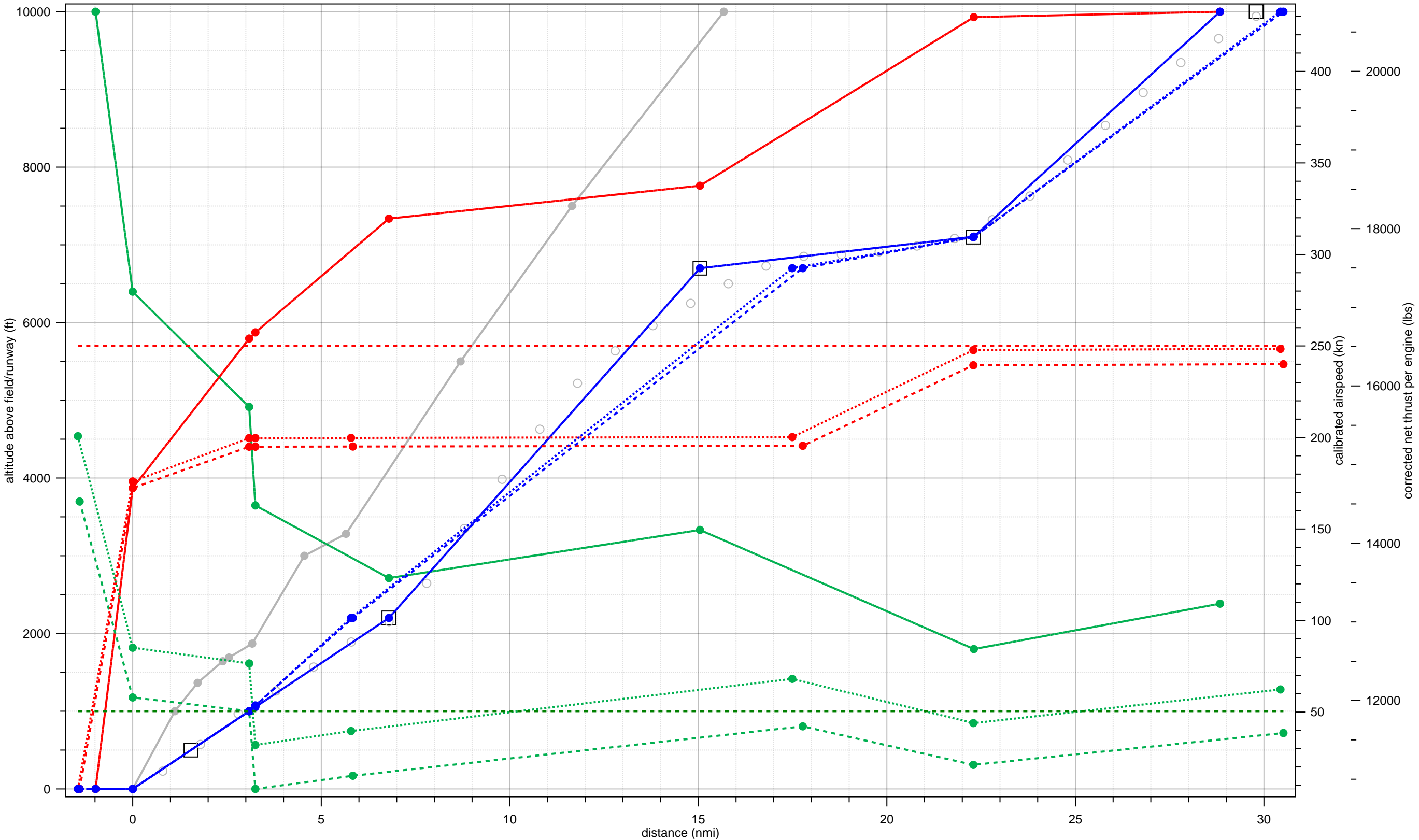
Legend													
StdD5	SimpleTargets	RawTargets	StdThr,StdWgt:FitThr	StdThr,StdWgt:FitSpd	StdThr,StdWgt:FitAlt	T-26,C-26,StdWgt:FitThr	T-24,C-24,W+3%;FitThr	T-26,C-26,StdWgt:FitSpd	T-24,C-24,W+3%;FitSpd	T-26,C-26,StdWgt:FitAlt	T-24,C-24,W+3%;FitAlt	maxCAS	MaxMtoThrustAlt

DC860 fit to 39-D-B763-HJ-5-7000-3to9-9to18 (Standard Weight = 68%)

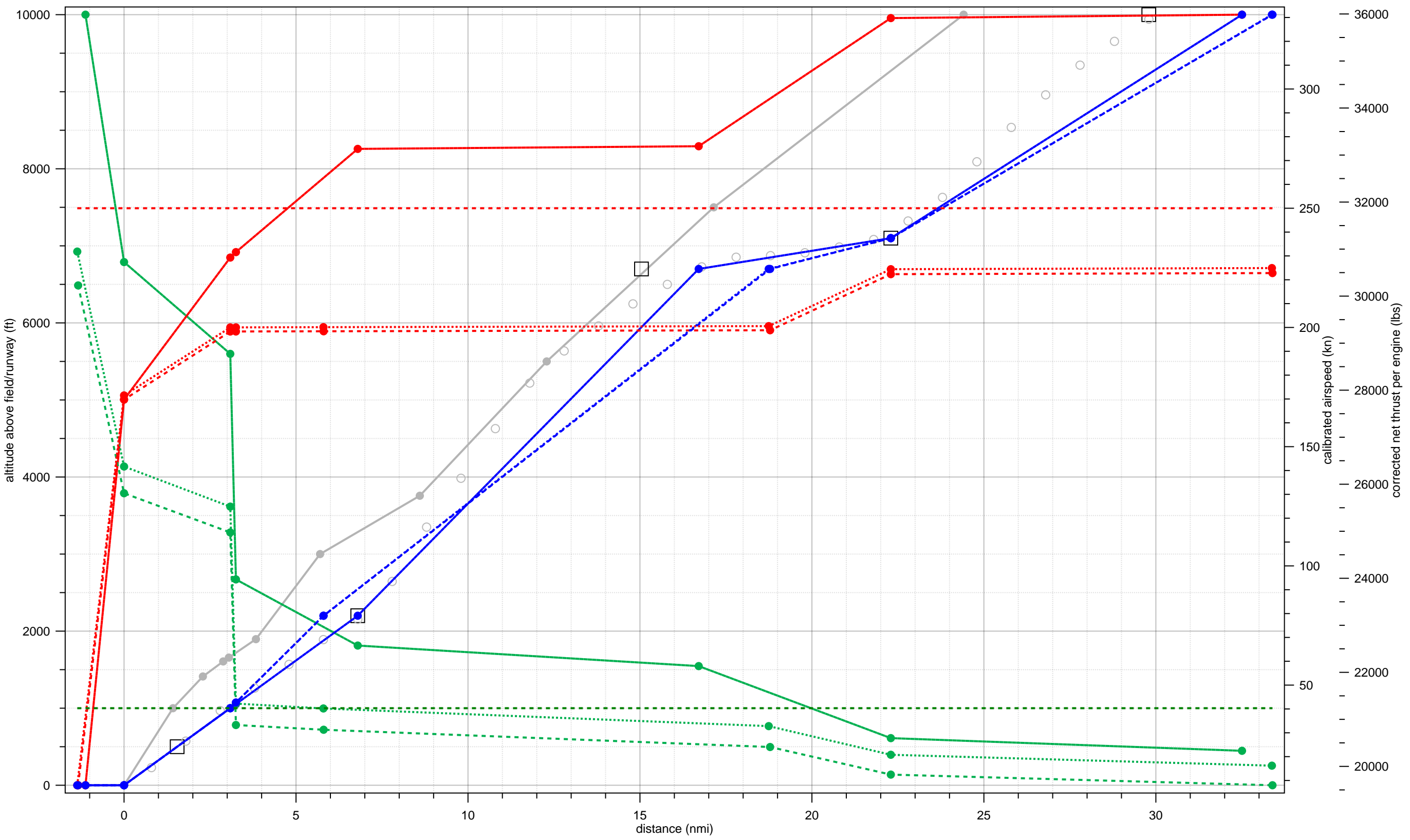


Legend										
● StdD5	□ SimpleTargets	○ RawTargets	● StdThr, StdWgt: FitThr	● StdThr, StdWgt: FitSpd	● StdThr, StdWgt: FitAlt	● T-24, C-24, StdWgt: FitThr	● T-24, C-24, W+1%; FitThr	● T-24, C-24, W+1%; FitSpd	● T-24, C-24, W+1%; FitAlt	● MaxMtoThrustAlt
● T-24, C-24, StdWgt: FitSpd	● T-24, C-24, StdWgt: FitAlt	● T-24, C-24, W+1%; FitThr	● T-24, C-24, W+1%; FitSpd	● T-24, C-24, W+1%; FitAlt	● maxCAS	● MaxMtoThrustAlt				

DC870 fit to 39-D-B763-HJ-5-7000-3to9-9to18 (Standard Weight = 68%)



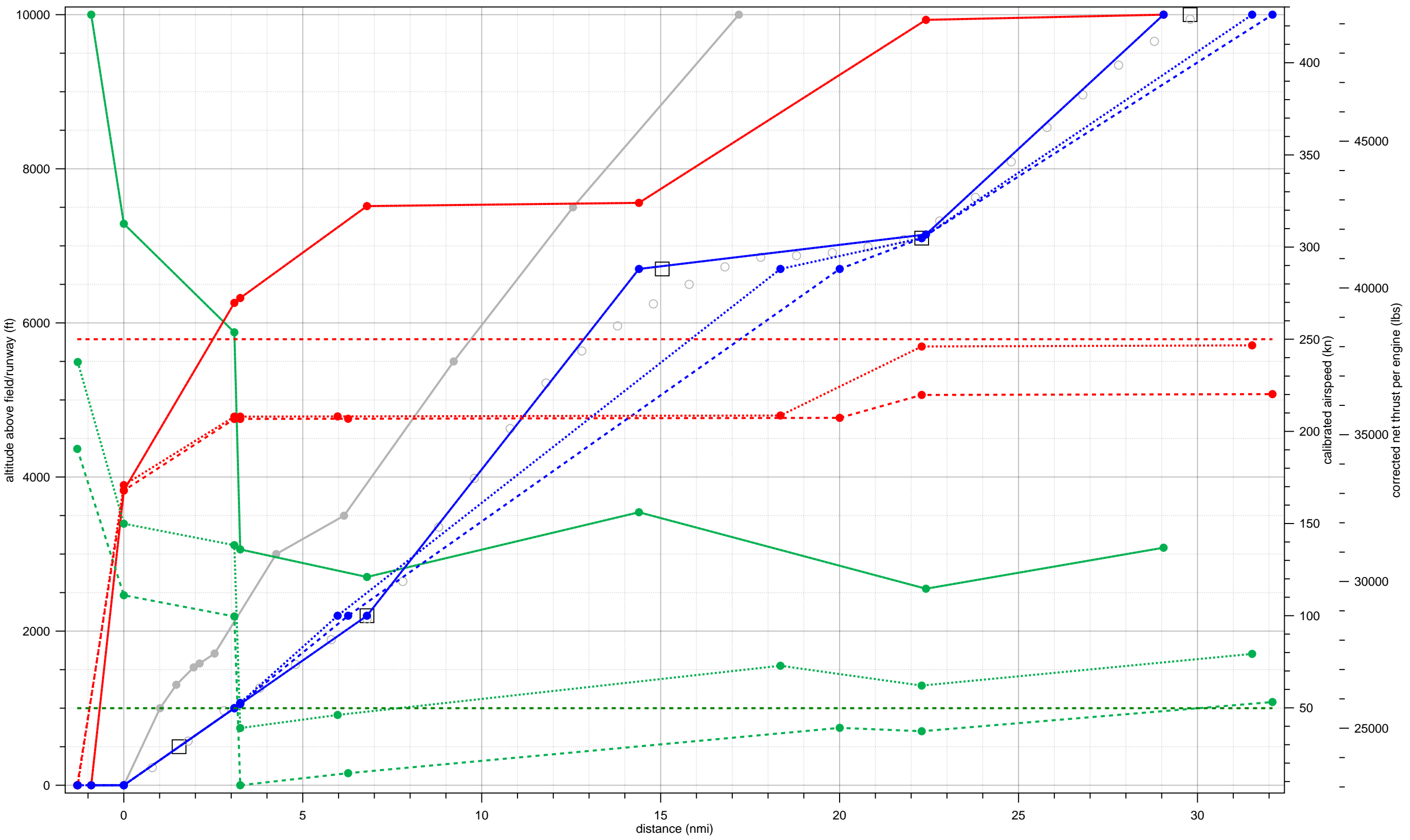
DC1010 fit to 39-D-B763-HJ-5-7000-3to9-9to18 (Standard Weight = 81%)



Legend

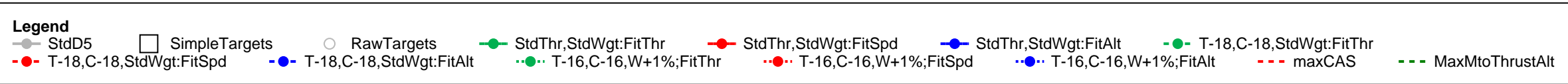
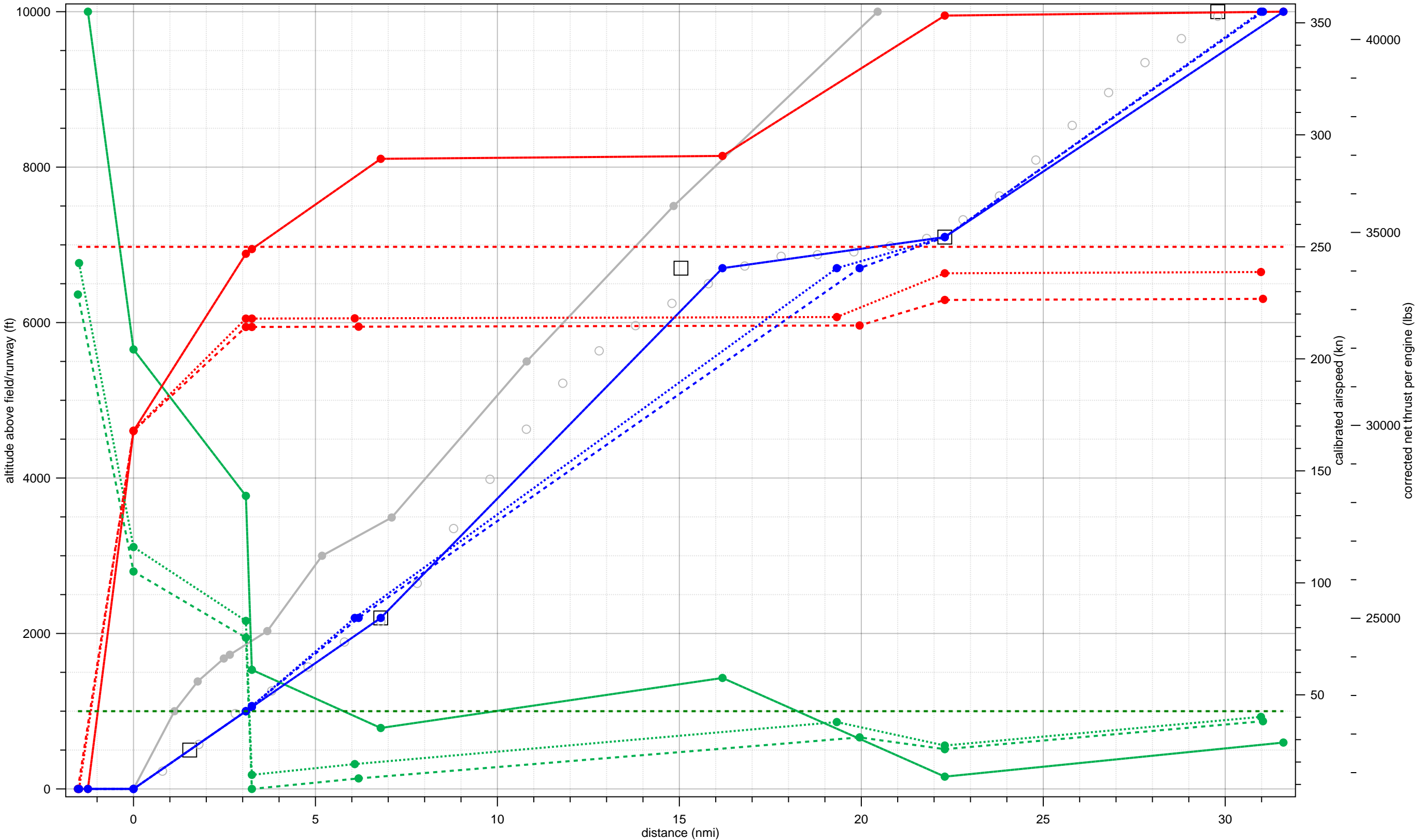
- StdD5 (Grey solid line with circles)
- SimpleTargets (White square)
- RawTargets (White circle)
- StdThr,StdWgt:FitThr (Green solid line with circles)
- StdThr,StdWgt:FitSpd (Red solid line with circles)
- StdThr,StdWgt:FitAlt (Blue solid line with circles)
- T-16,C-16,StdWgt:FitThr (Green dotted line with circles)
- T-14,C-14,W+5%;FitThr (Green dashed line with circles)
- T-16,C-16,StdWgt:FitSpd (Red dotted line with circles)
- T-14,C-14,W+5%;FitSpd (Red dashed line with circles)
- StdThr,StdWgt:FitAlt (Blue dotted line with circles)
- T-14,C-14,W+5%;FitAlt (Blue dashed line with circles)
- maxCAS (Red dashed horizontal line)
- MaxMtoThrustAlt (Green dashed horizontal line)

DC1030 fit to 39-D-B763-HJ-5-7000-3to9-9to18 (Standard Weight = 69%)

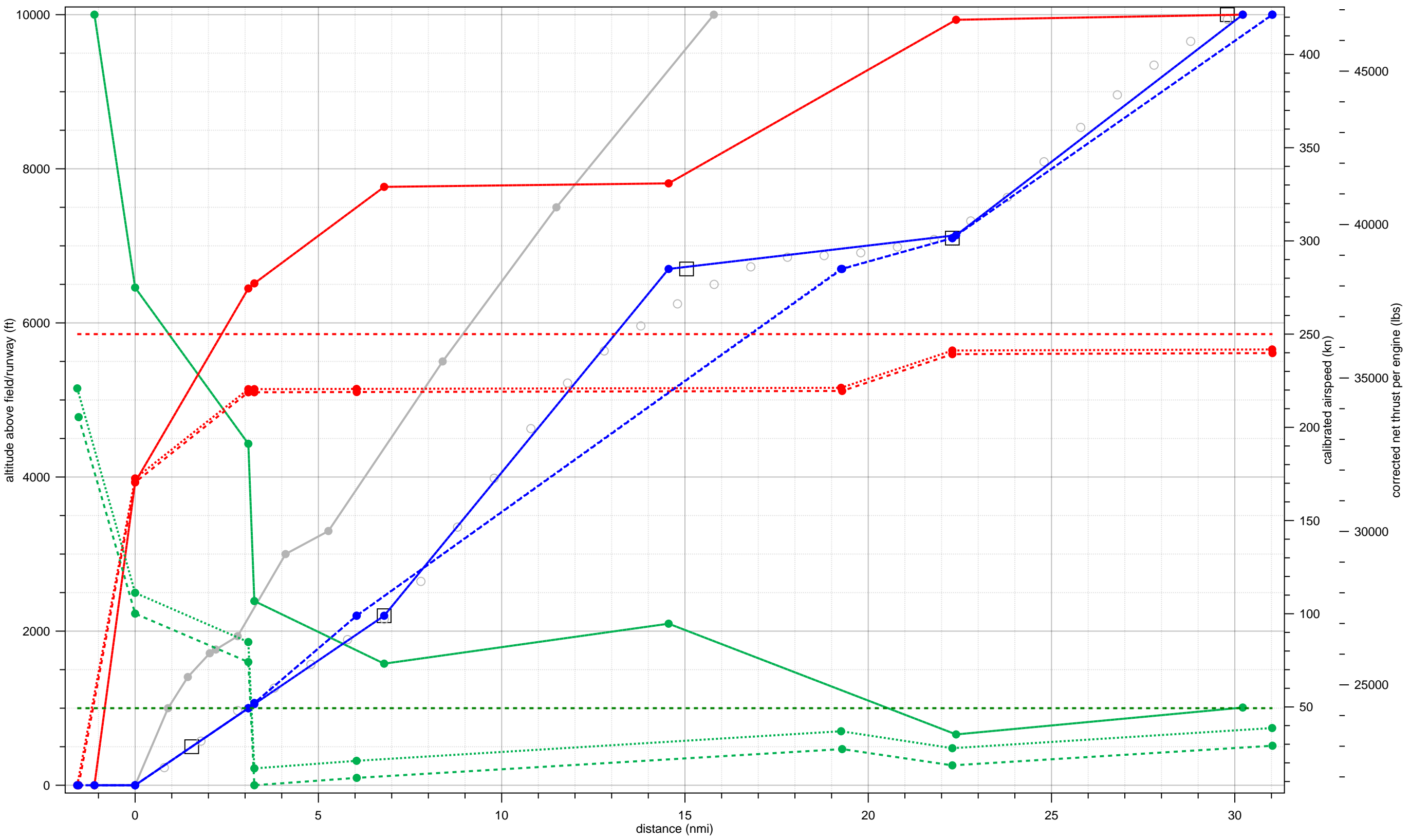


Legend													
StdD5	SimpleTargets	RawTargets	StdThr,StdWgt:FitThr	StdThr,StdWgt:FitSpd	StdThr,StdWgt:FitAlt	T-30,C-30,StdWgt:FitThr	T-24,C-24,W+6%;FitThr	T-30,C-30,StdWgt:FitSpd	T-24,C-24,W+6%;FitSpd	T-30,C-30,StdWgt:FitAlt	T-24,C-24,W+6%;FitAlt	maxCAS	MaxMtoThrustAlt

L1011 fit to 39-D-B763-HJ-5-7000-3to9-9to18 (Standard Weight = 86%)

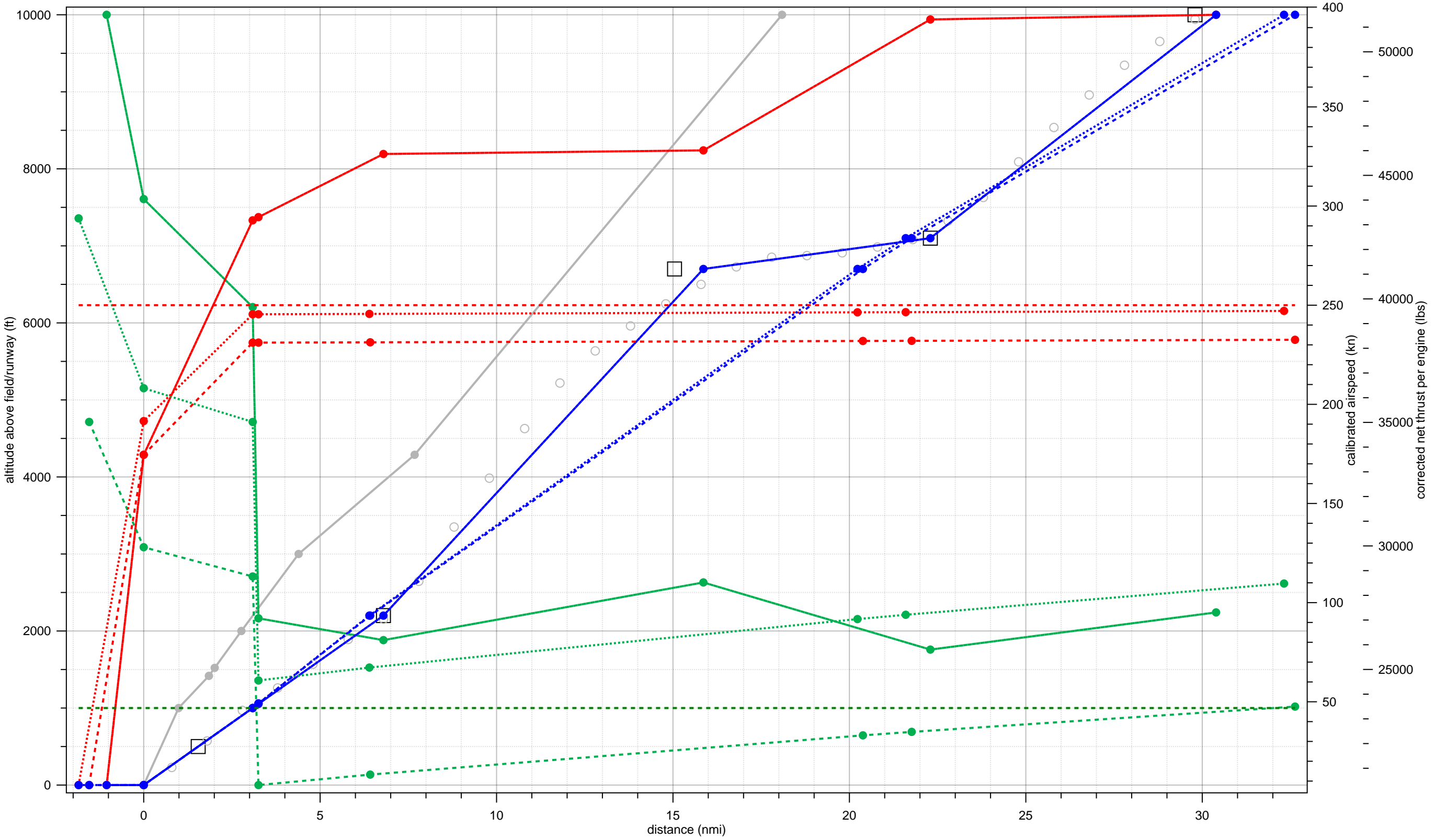


L10115 fit to 39-D-B763-HJ-5-7000-3to9-9to18 (Standard Weight = 66%)



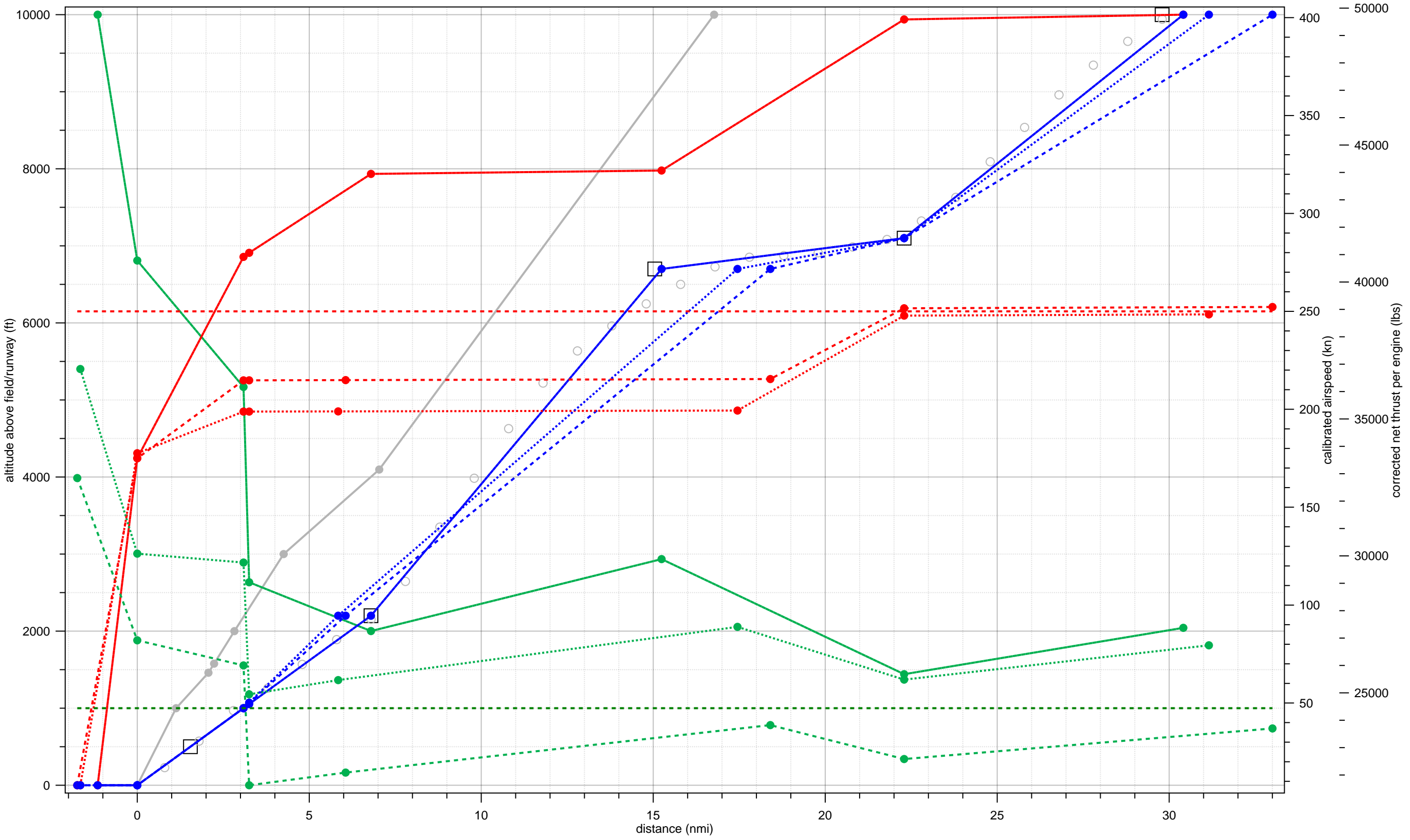
Legend											
StdD5	SimpleTargets	RawTargets	StdThr,StdWgt:FitThr	StdThr,StdWgt:FitSpd	StdThr,StdWgt:FitAlt	T-28,C-28,StdWgt:FitThr	T-26,C-26,W+4%;FitThr	T-26,C-26,W+4%;FitSpd	T-26,C-26,W+4%;FitAlt	maxCAS	MaxMtoThrustAlt

MD11GE fit to 39-D-B763-HJ-5-7000-3to9-9to18 (Standard Weight = 52%)



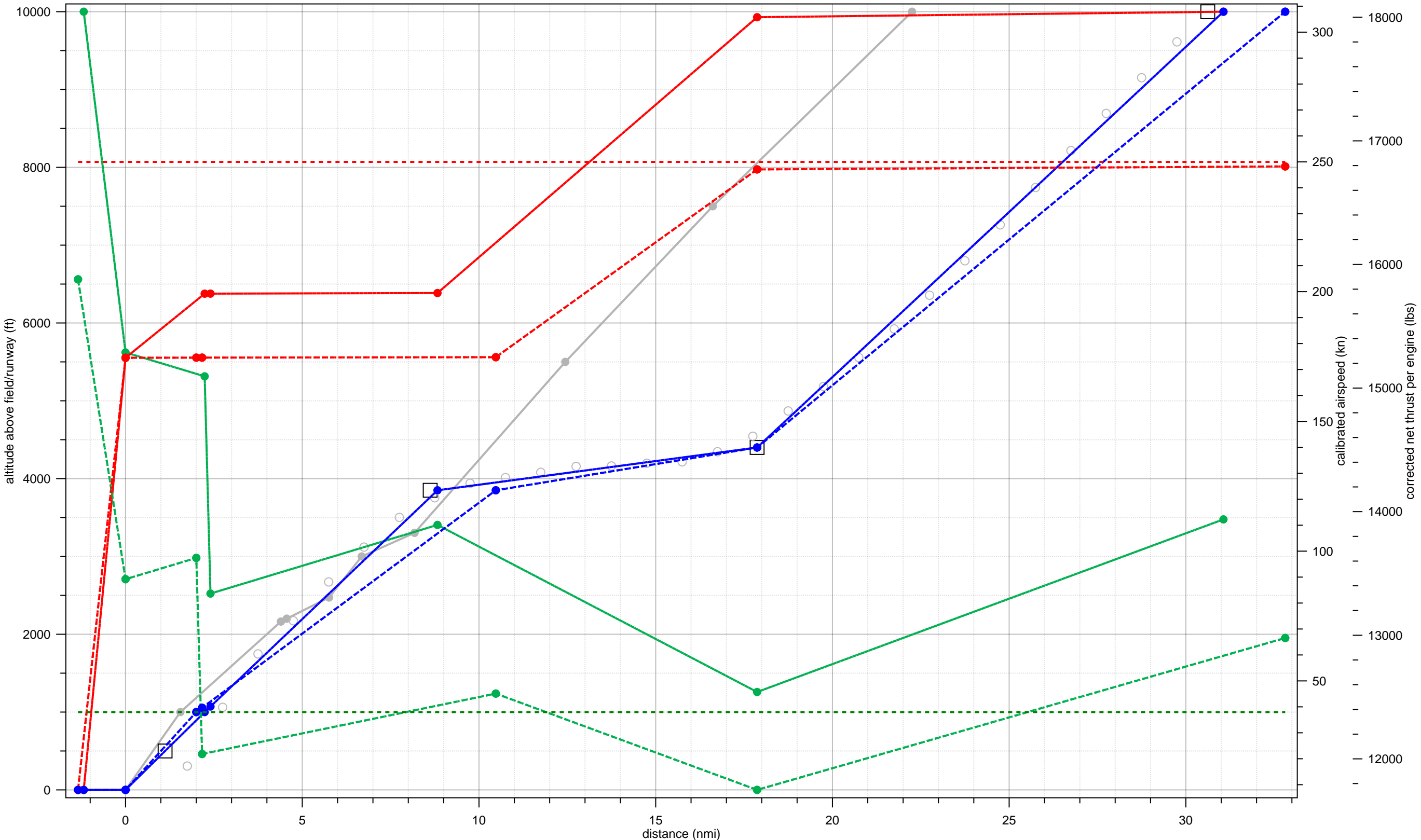
Legend							
—●— StdD5	□ SimpleTargets	○ RawTargets	—●— StdThr,StdWgt:FitThr	—●— StdThr,StdWgt:FitSpd	—●— StdThr,StdWgt:FitAlt	—●— T-32,C-32,StdWgt:FitThr	
—●— T-32,C-32,StdWgt:FitSpd	—●— T-32,C-32,StdWgt:FitAlt	—●— T-16,C-16,W+26%;FitThr	—●— T-16,C-16,W+26%;FitSpd	—●— T-16,C-16,W+26%;FitAlt	—●— maxCAS		
—●— MaxMtoThrustAlt							

MD11PW fit to 39-D-B763-HJ-5-7000-3to9-9to18 (Standard Weight = 52%)



Legend													
—●— StdD5	□ SimpleTargets	○ RawTargets	—●— StdThr,StdWgt:FitThr	—●— StdThr,StdWgt:FitSpd	—●— StdThr,StdWgt:FitAlt	—●— T-34,C-34,StdWgt:FitThr	—●— T-34,C-34,StdWgt:FitSpd	—●— T-34,C-34,StdWgt:FitAlt	—●— T-26,C-26,W+4%;FitThr	—●— T-26,C-26,W+4%;FitSpd	—●— T-26,C-26,W+4%;FitAlt	—●— maxCAS	—●— MaxMtoThrustAlt

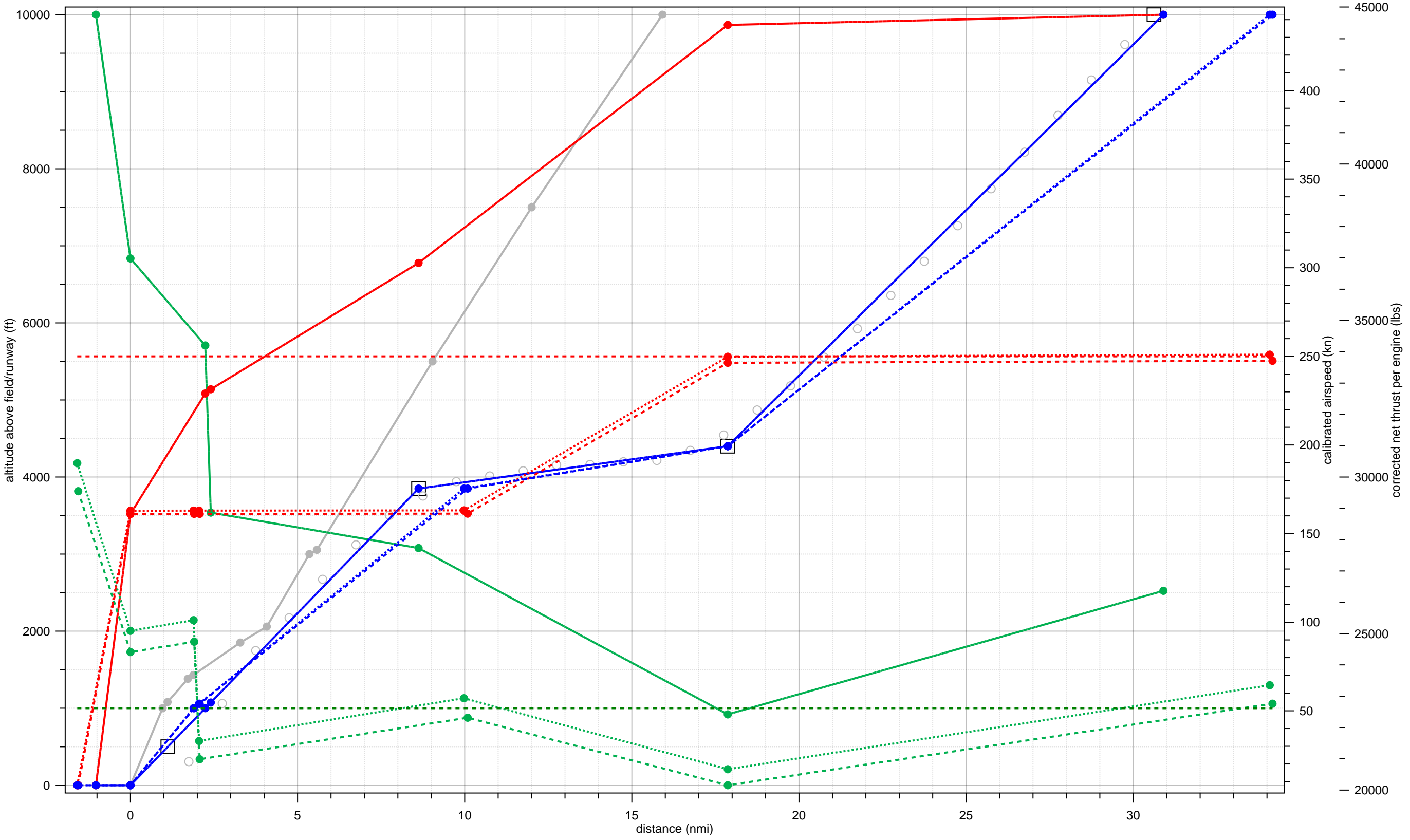
707QN fit to 40-D-B763-HJ-6-4000-3to9-9to18 (Standard Weight = 88%)



Legend

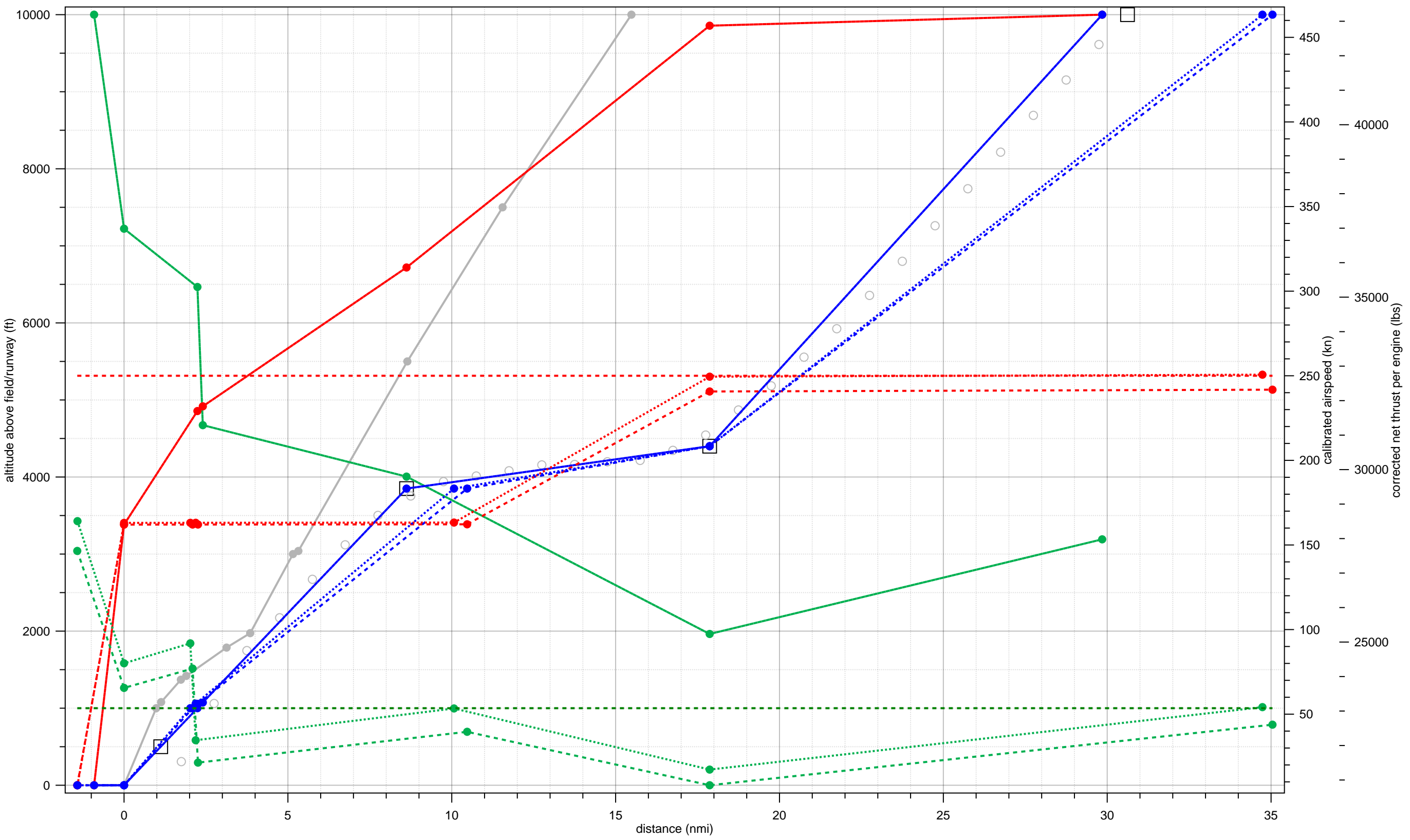
- StdD6 (grey line with circles)
- SimpleTargets (white square)
- RawTargets (grey circle)
- StdThr,StdWgt:FitThr (solid green line with circles)
- StdThr,StdWgt:FitSpd (solid red line with circles)
- StdThr,StdWgt:FitAlt (solid blue line with circles)
- T-12,C-12,StdWgt:FitThr (dashed green line with circles)
- T-12,C-12,W+0%;FitThr (dotted green line with circles)
- MaxMtoThrustAlt (dashed green line)
- T-12,C-12,StdWgt:FitSpd (dashed red line with circles)
- T-12,C-12,W+0%;FitSpd (dotted red line with circles)
- maxCAS (dashed red line)
- T-12,C-12,StdWgt:FitAlt (dashed blue line with circles)
- T-12,C-12,W+0%;FitAlt (dotted blue line with circles)

767CF6 fit to 40-D-B763-HJ-6-4000-3to9-9to18 (Standard Weight = 91%)



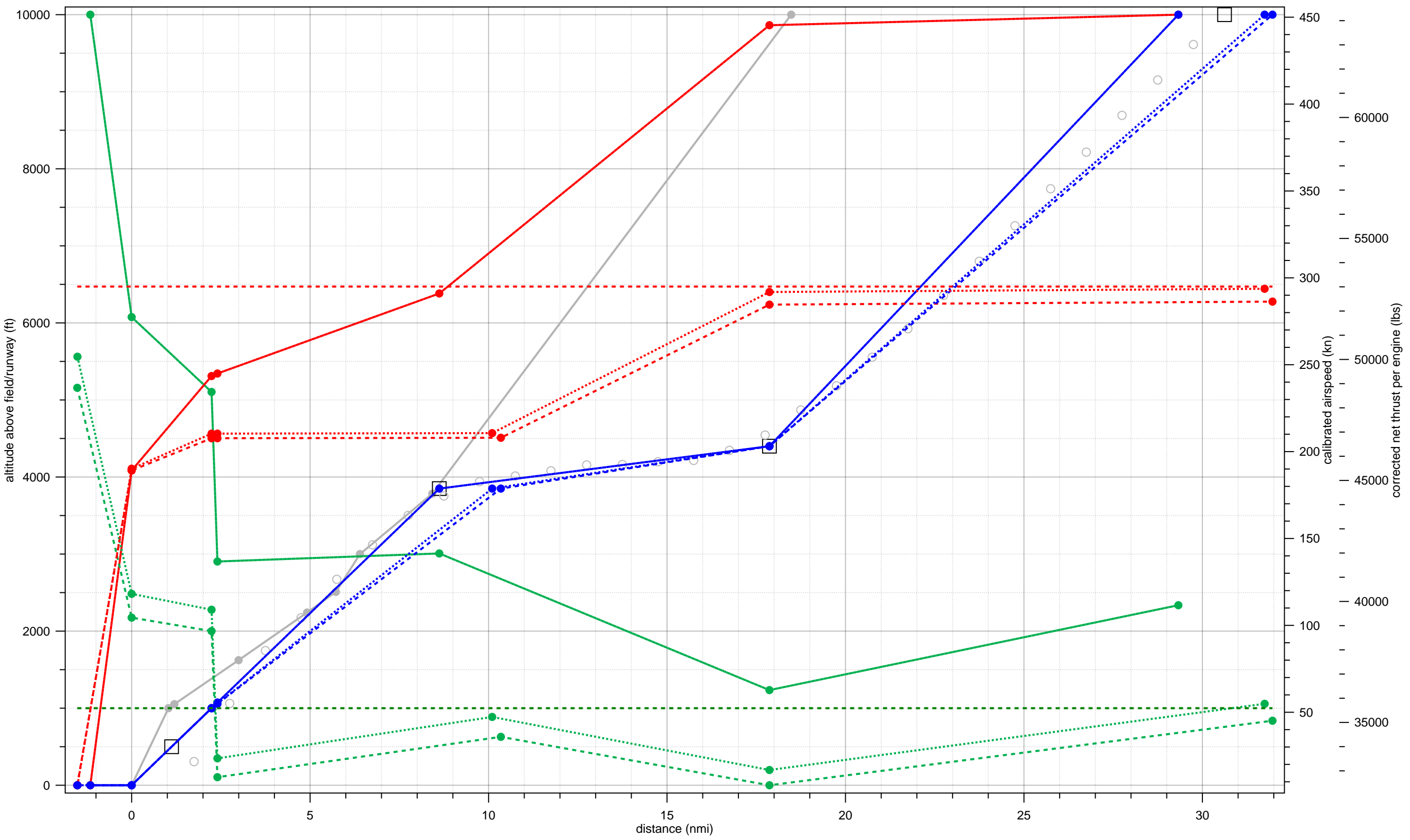
Legend											
StdD6	SimpleTargets	RawTargets	StdThr,StdWgt:FitThr	StdThr,StdWgt:FitSpd	StdThr,StdWgt:FitAlt	T-34,C-34,StdWgt:FitThr	T-32,C-32,W+6%;FitThr	T-32,C-32,W+6%;FitSpd	T-32,C-32,W+6%;FitAlt	maxCAS	MaxMtoThrustAlt

767JT9 fit to 40-D-B763-HJ-6-4000-3to9-9to18 (Standard Weight = 74%)



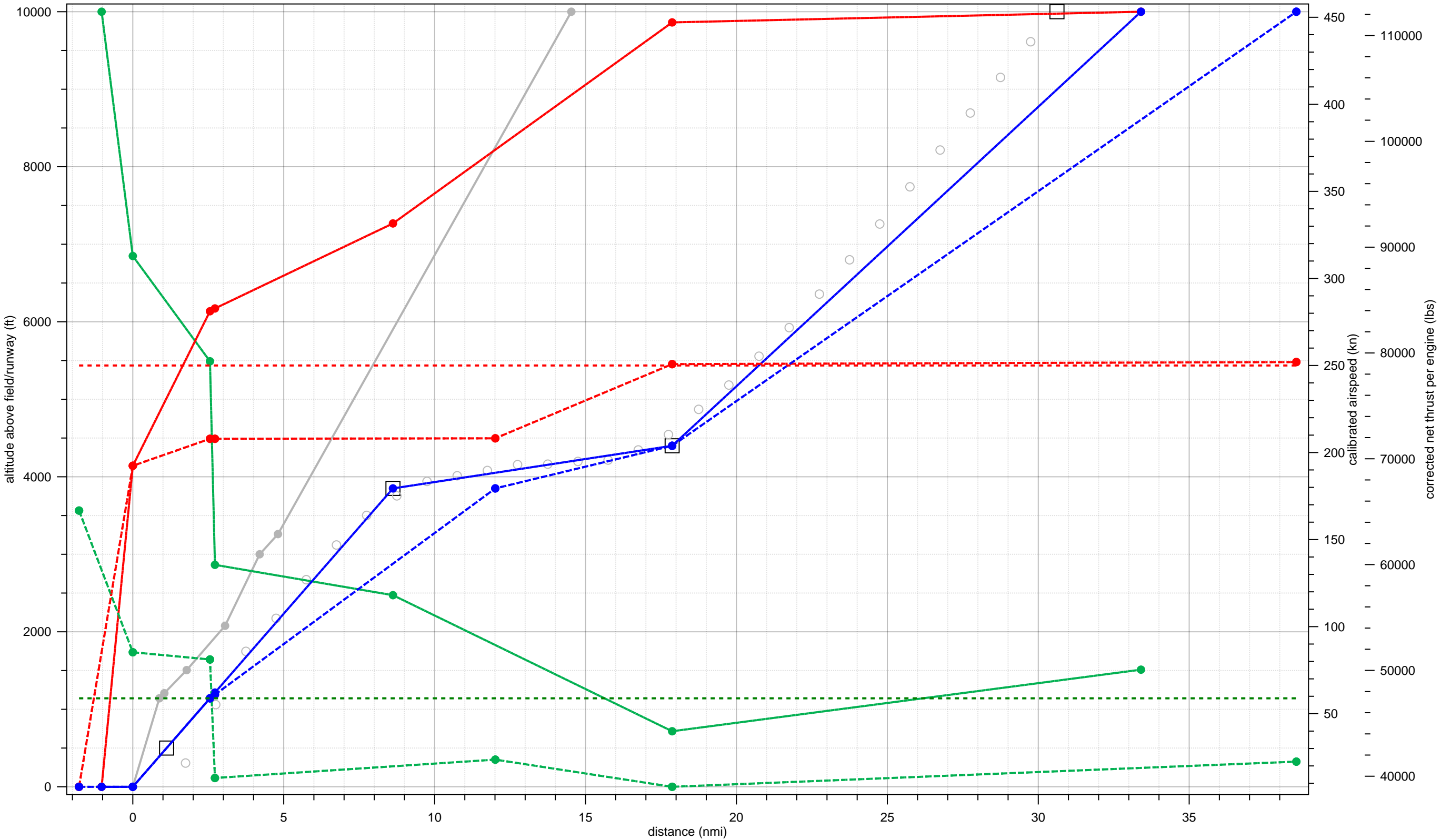
Legend										
● StdD6	□ SimpleTargets	○ RawTargets	—●— StdThr,StdWgt:FitThr	—●— StdThr,StdWgt:FitSpd	—●— StdThr,StdWgt:FitAlt	—●— T-36,C-36,StdWgt:FitThr				
—●— T-36,C-36,StdWgt:FitSpd	—●— T-36,C-36,StdWgt:FitAlt	—●— T-34,C-34,W+3%;FitThr	—●— T-34,C-34,W+3%;FitSpd	—●— T-34,C-34,W+3%;FitAlt	—●— maxCAS	—●— MaxMtoThrustAlt				

7478 fit to 40-D-B763-HJ-6-4000-3to9-9to18 (Standard Weight = 76%)



Legend										
—●— StdD6	□ SimpleTargets	○ RawTargets	—●— StdThr,StdWgt:FitThr	—●— StdThr,StdWgt:FitSpd	—●— StdThr,StdWgt:FitAlt	—●— T-24,C-24,StdWgt:FitThr				
- - -●- - - T-24,C-24,StdWgt:FitSpd	- - -●- - - T-24,C-24,StdWgt:FitAlt	- - -●- - - T-22,C-22,W+2%;FitThr	- - -●- - - T-22,C-22,W+2%;FitSpd	- - -●- - - T-22,C-22,W+2%;FitAlt	- - -●- - - maxCAS	- - -●- - - MaxMtoThrustAlt				

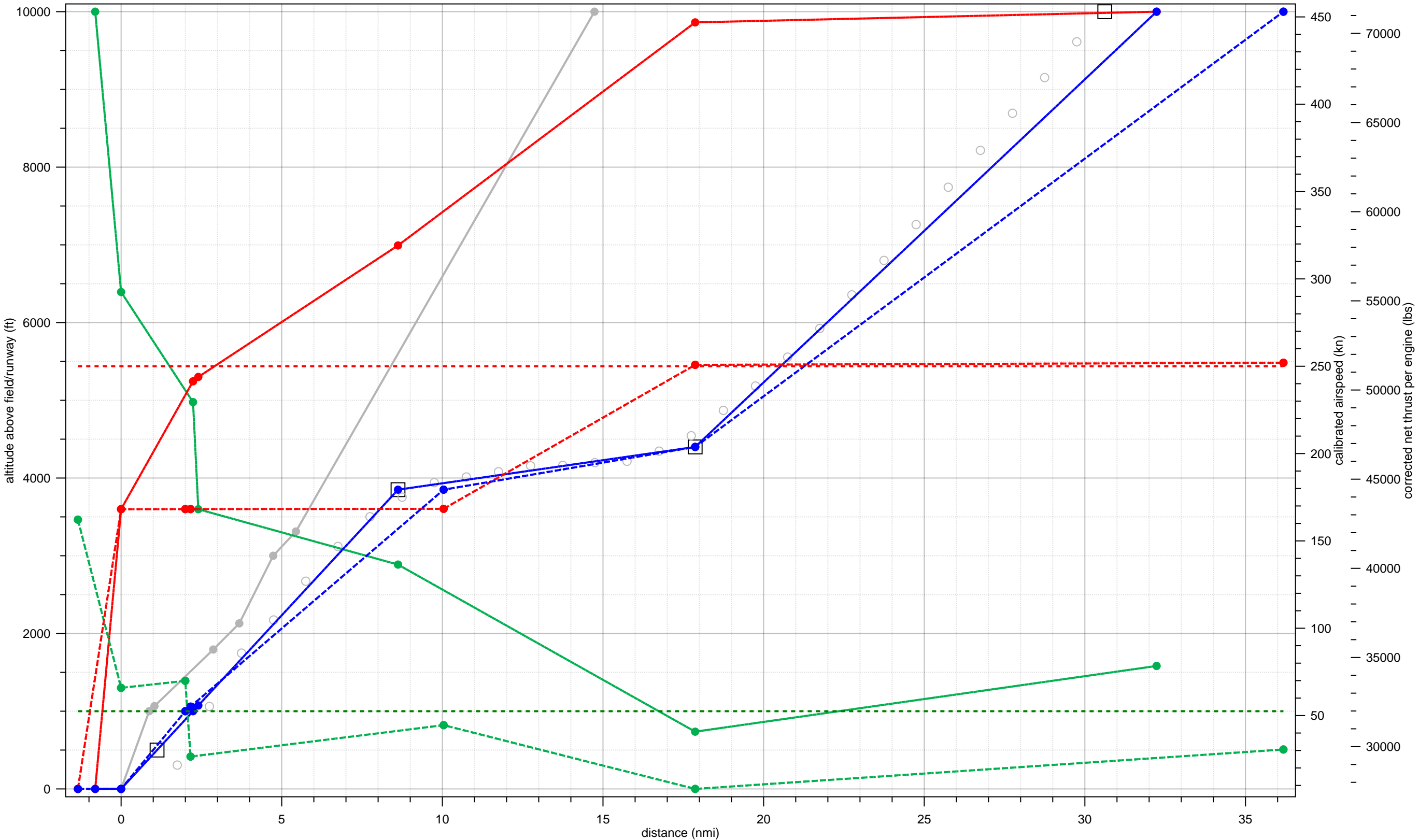
7773ER fit to 40-D-B763-HJ-6-4000-3to9-9to18 (Standard Weight = 67%)



Legend

- StdD6 (Grey line with circles)
- SimpleTargets (Open square)
- RawTargets (Open circle)
- StdThr, StdWgt: FitThr (Solid green line with circles)
- StdThr, StdWgt: FitSpd (Solid red line with circles)
- StdThr, StdWgt: FitAlt (Solid blue line with circles)
- T-42, C-42, StdWgt: FitThr (Dashed green line with circles)
- T-42, C-42, StdWgt: FitSpd (Dashed red line with circles)
- T-42, C-42, StdWgt: FitAlt (Dashed blue line with circles)
- T-42, C-42, W+0%; FitThr (Dotted green line with circles)
- T-42, C-42, W+0%; FitSpd (Dotted red line with circles)
- T-42, C-42, W+0%; FitAlt (Dotted blue line with circles)
- MaxMtoThrustAlt (Dashed green line)
- maxCAS (Dashed red line)

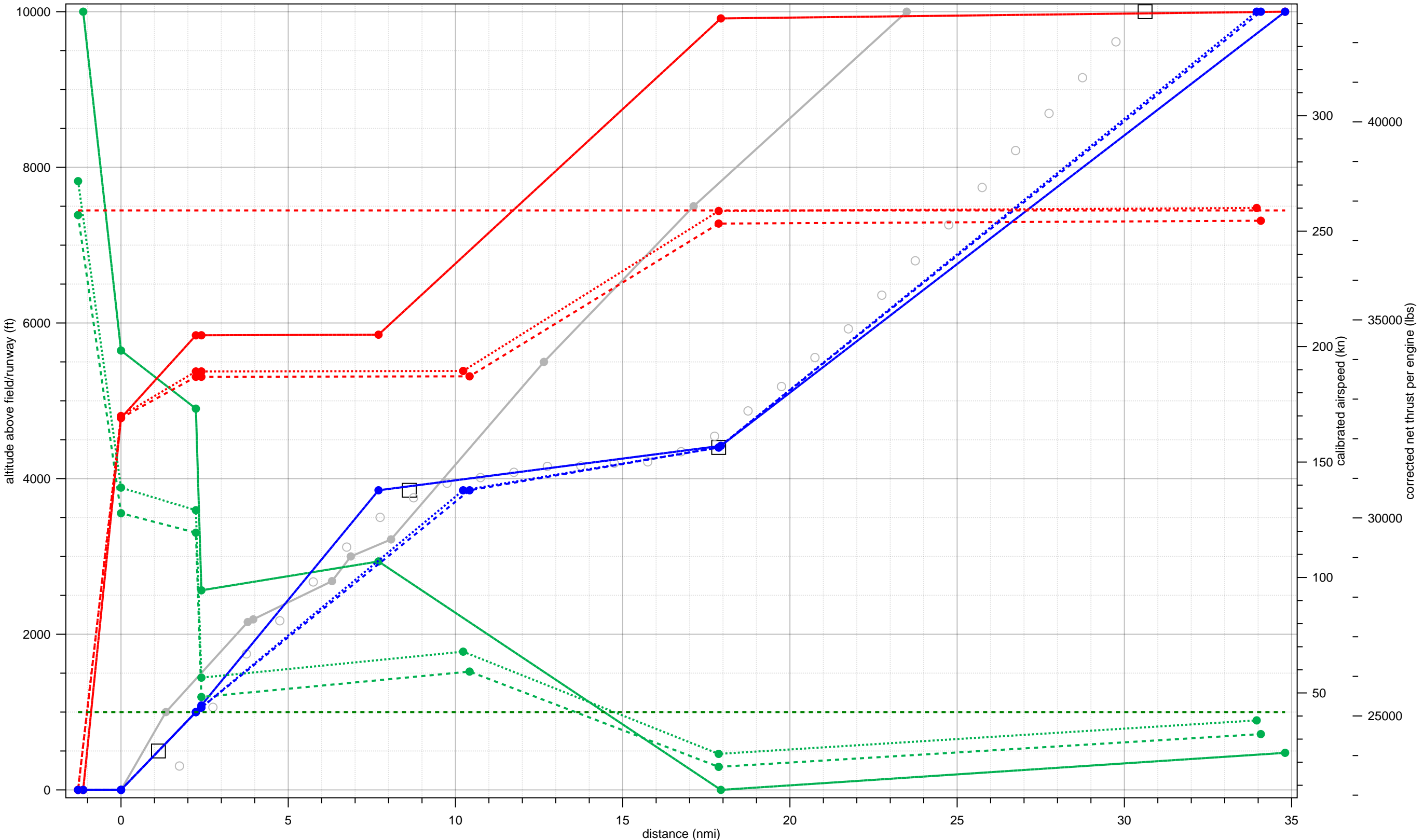
7878R fit to 40-D-B763-HJ-6-4000-3to9-9to18 (Standard Weight = 72%)



Legend

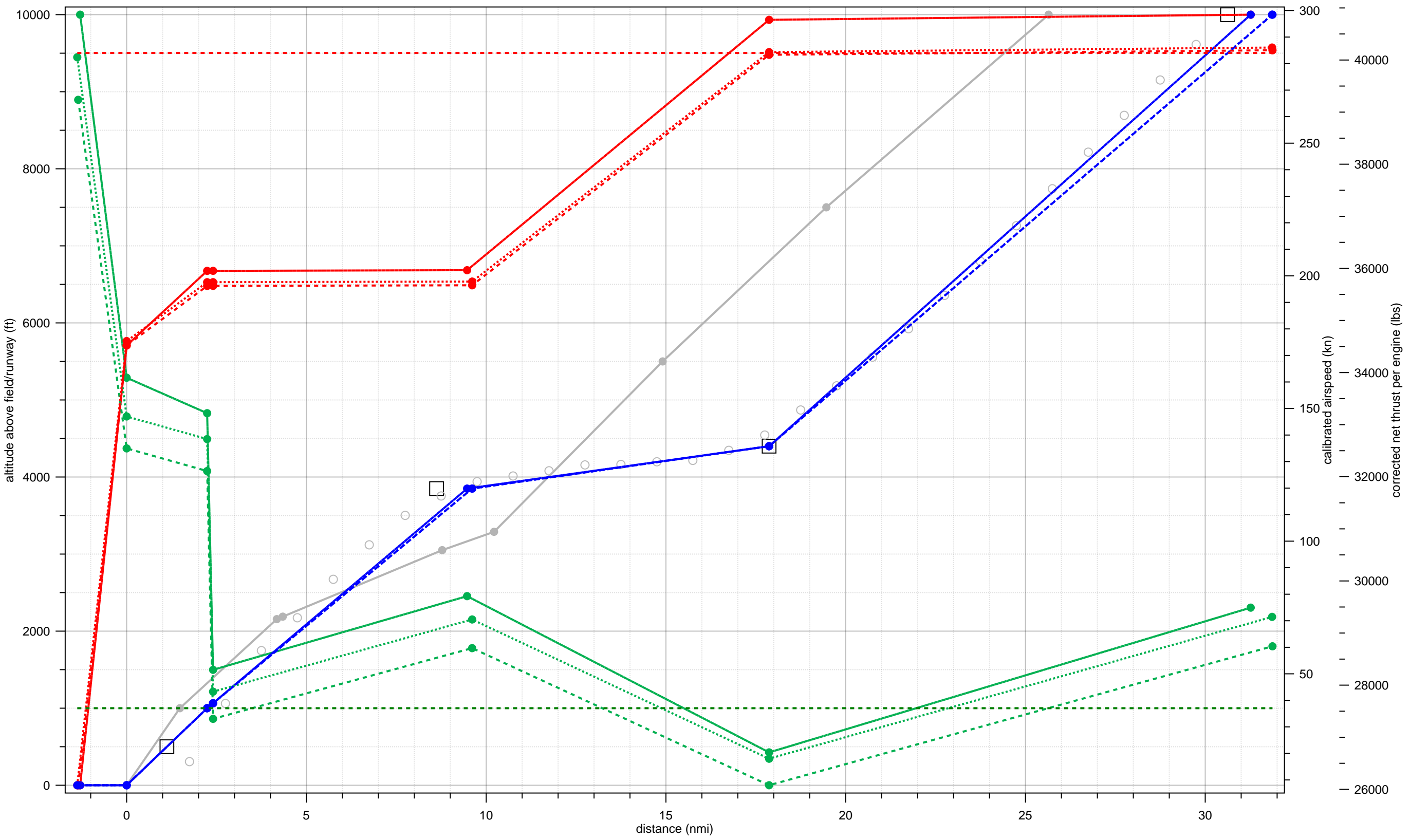
- StdD6 (grey solid line)
- SimpleTargets (white square)
- RawTargets (white circle)
- StdThr,StdWgt:FitThr (solid green line)
- StdThr,StdWgt:FitSpd (solid red line)
- StdThr,StdWgt:FitAlt (solid blue line)
- T-40,C-40,StdWgt:FitThr (dashed green line)
- T-40,C-40,W+1%;FitThr (dotted green line)
- T-40,C-40,W+1%;FitSpd (dotted red line)
- T-40,C-40,W+1%;FitAlt (dotted blue line)
- maxCAS (dashed red line)
- MaxMtoThrustAlt (dashed green line)

74710Q fit to 40-D-B763-HJ-6-4000-3to9-9to18 (Standard Weight = 72%)



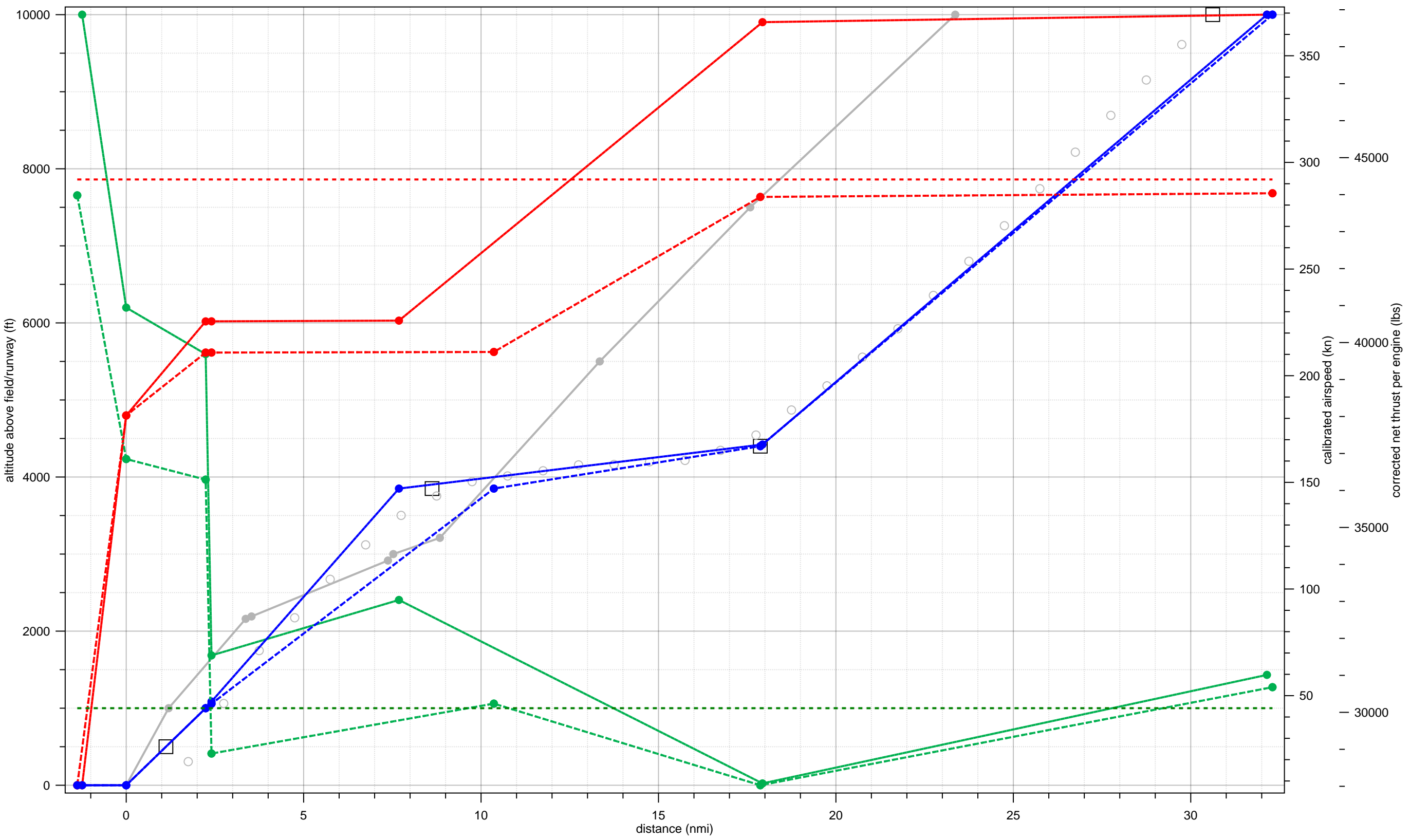
Legend											
● StdD6	□ SimpleTargets	○ RawTargets	—●— StdThr,StdWgt:FitThr	—●— StdThr,StdWgt:FitSpd	—●— StdThr,StdWgt:FitAlt	—●— T-12,C-12,StdWgt:FitThr	—●— T-10,C-10,W+2%;FitThr	—●— T-10,C-10,W+2%;FitSpd	—●— T-10,C-10,W+2%;FitAlt	—●— maxCAS	—●— MaxMtoThrustAlt

74720A fit to 40-D-B763-HJ-6-4000-3to9-9to18 (Standard Weight = 73%)



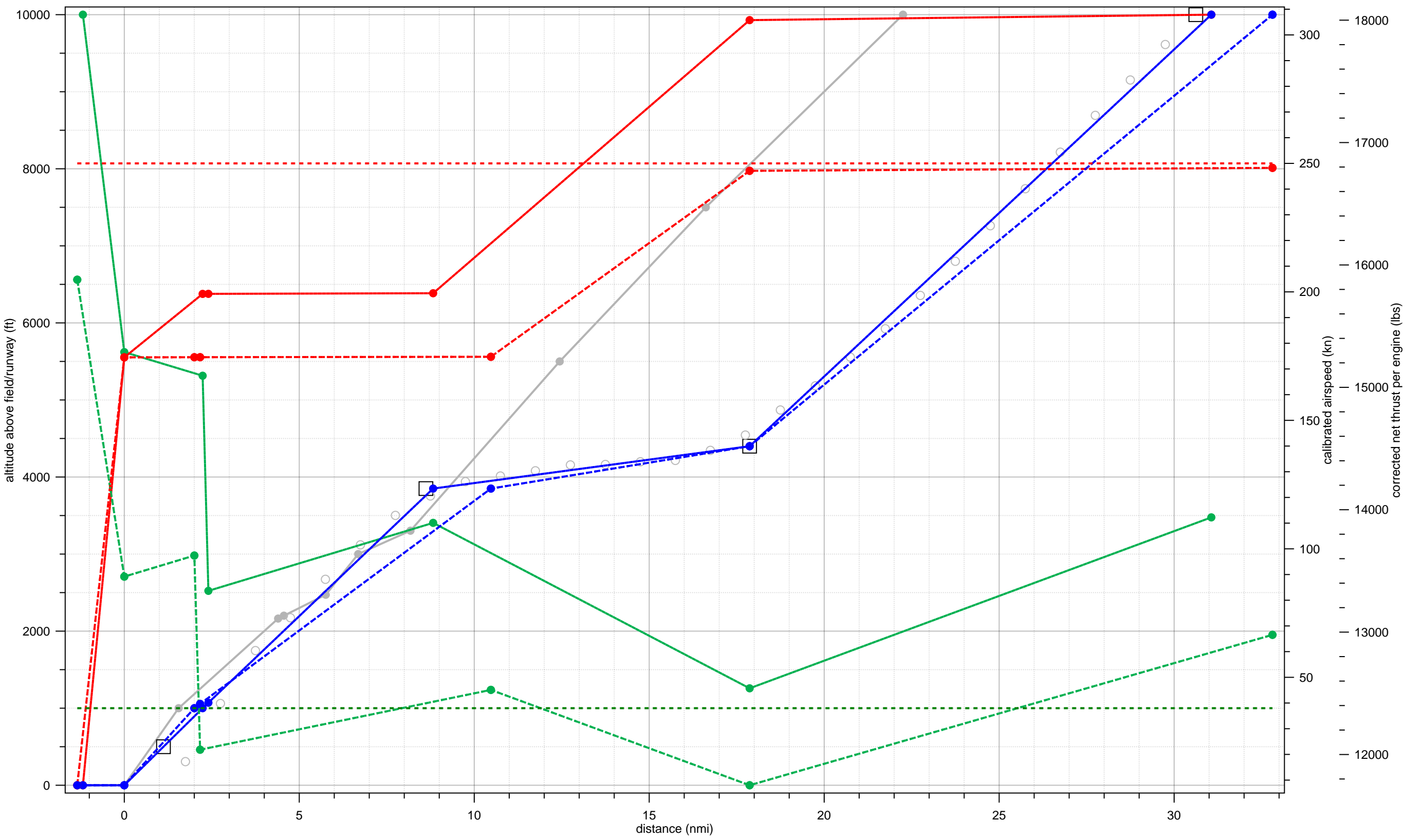
Legend									
—●— StdD6	□ SimpleTargets	○ RawTargets	—●— StdThr, StdWgt: FitThr	—●— StdThr, StdWgt: FitSpd	—●— StdThr, StdWgt: FitAlt	—●— T-04, C-04, StdWgt: FitThr			
- - -●- - - T-04, C-04, StdWgt: FitSpd	- - -●- - - T-04, C-04, StdWgt: FitAlt	- - -●- - - T-02, C-02, W+4%; FitThr	- - -●- - - T-02, C-02, W+4%; FitSpd	- - -●- - - T-02, C-02, W+4%; FitAlt	- - - - - maxCAS	- - - - - MaxMtoThrustAlt			

74720B fit to 40-D-B763-HJ-6-4000-3to9-9to18 (Standard Weight = 82%)



Legend													
StdD6	SimpleTargets	RawTargets	StdThr,StdWgt:FitThr	StdThr,StdWgt:FitSpd	StdThr,StdWgt:FitAlt	T-10,C-10,StdWgt:FitThr	T-10,C-10,StdWgt:FitSpd	T-10,C-10,StdWgt:FitAlt	T-10,C-10,W+0%;FitThr	T-10,C-10,W+0%;FitSpd	T-10,C-10,W+0%;FitAlt	maxCAS	MaxMtoThrustAlt

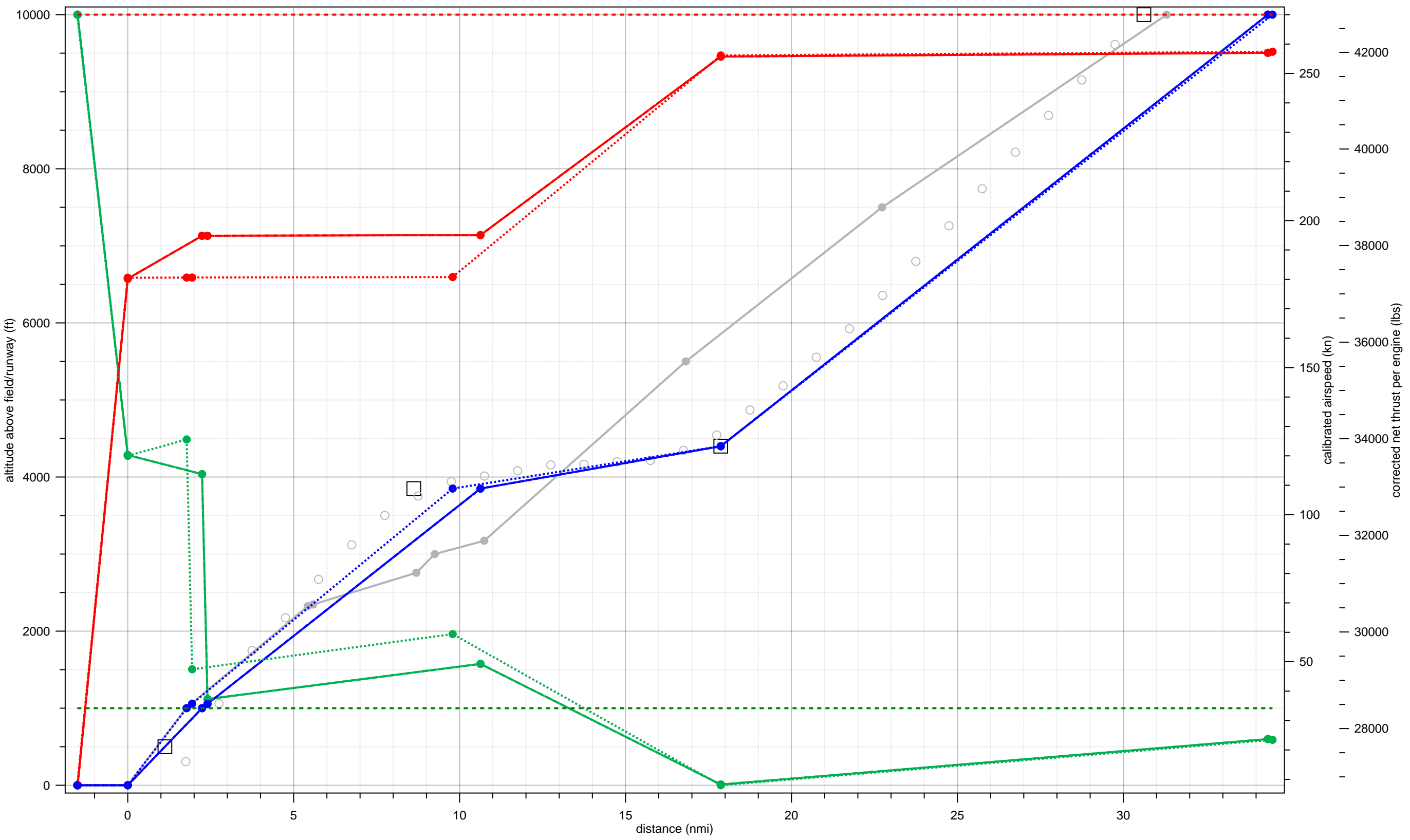
707320 fit to 40-D-B763-HJ-6-4000-3to9-9to18 (Standard Weight = 88%)



Legend

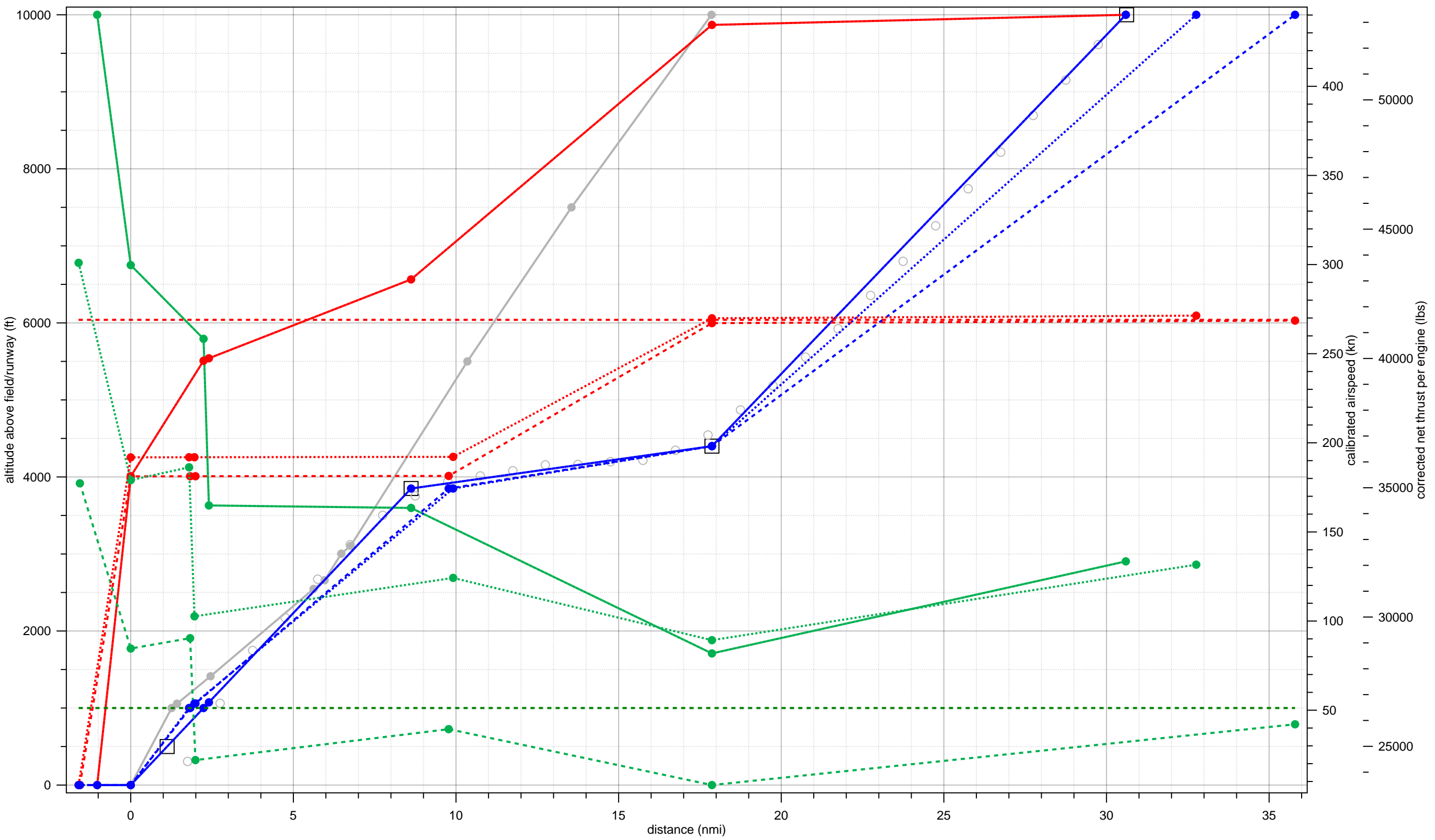
- StdD6 (grey line with circles)
- SimpleTargets (white square)
- RawTargets (grey circle)
- StdThr,StdWgt:FitThr (solid green line with circles)
- StdThr,StdWgt:FitSpd (solid red line with circles)
- StdThr,StdWgt:FitAlt (solid blue line with circles)
- T-12,C-12,StdWgt:FitThr (dashed green line with circles)
- T-12,C-12,W+0%;FitThr (dotted green line with circles)
- MaxMtoThrustAlt (dashed green line)
- T-12,C-12,StdWgt:FitSpd (dashed red line with circles)
- T-12,C-12,W+0%;FitSpd (dotted red line with circles)
- maxCAS (dashed red line)
- T-12,C-12,StdWgt:FitAlt (dashed blue line with circles)
- T-12,C-12,W+0%;FitAlt (dotted blue line with circles)

747200 fit to 40-D-B763-HJ-6-4000-3to9-9to18 (Standard Weight = 87%)



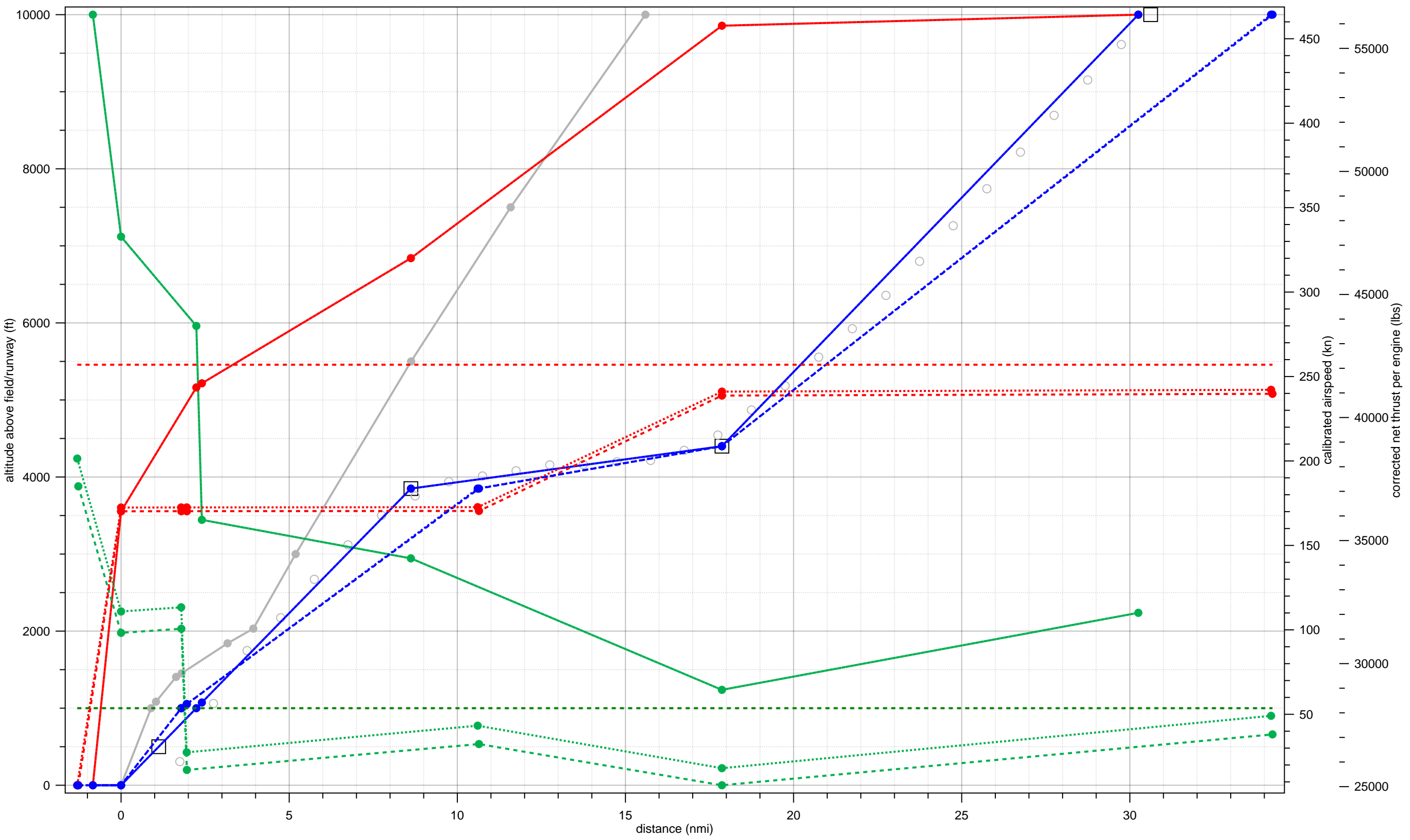
Legend											
StdD6	SimpleTargets	RawTargets	StdThr,StdWgt:FitThr	StdThr,StdWgt:FitSpd	StdThr,StdWgt:FitAlt	T-00,C-00,StdWgt:FitThr	T-00,C-00,W+1%;FitThr	T-00,C-00,W+1%;FitSpd	T-00,C-00,W+1%;FitAlt	maxCAS	MaxMtoThrustAlt

747400 fit to 40-D-B763-HJ-6-4000-3to9-9to18 (Standard Weight = 68%)



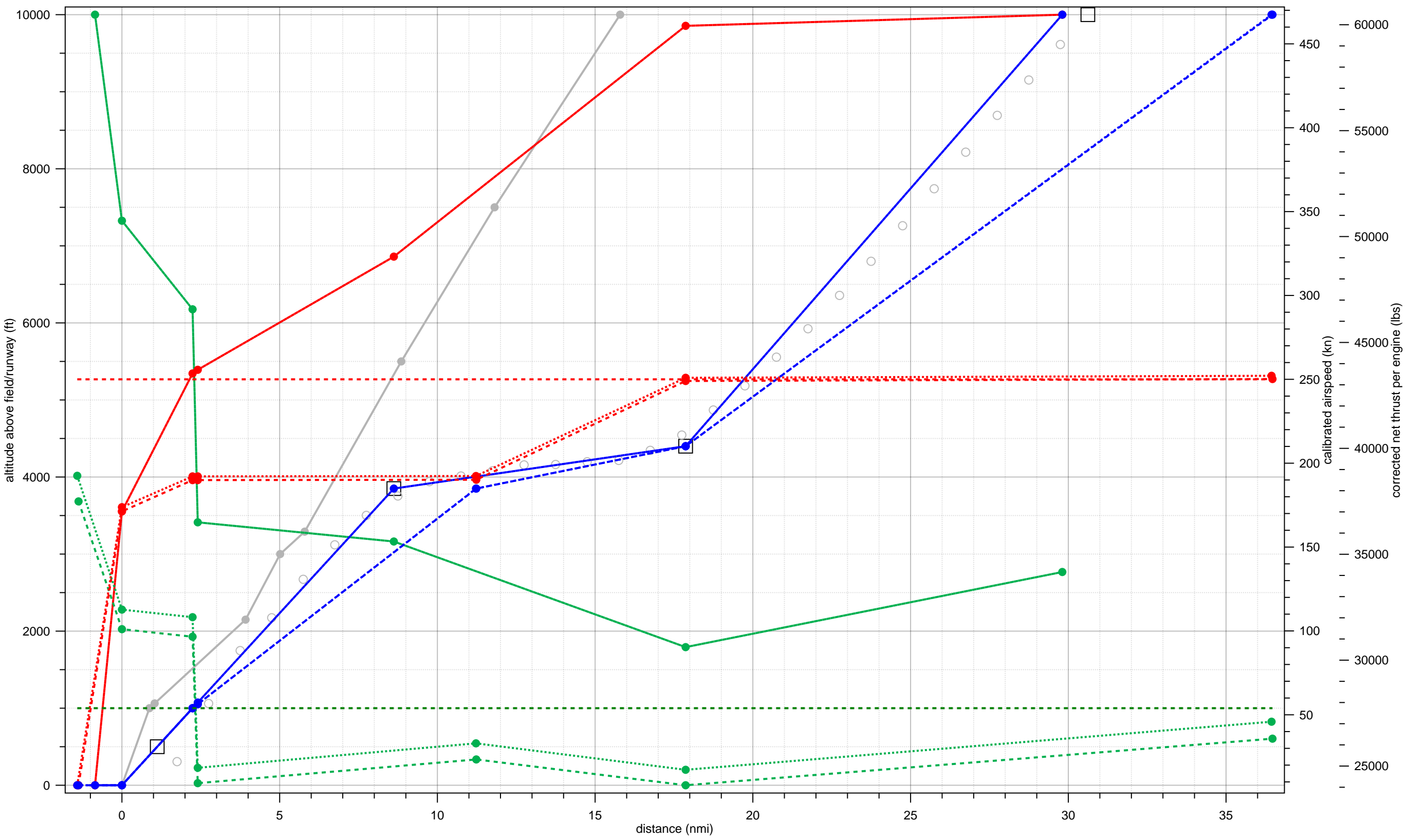
Legend							
StdD6	SimpleTargets	RawTargets	StdThr, StdWgt:FitThr	StdThr, StdWgt:FitSpd	StdThr, StdWgt:FitAlt	T-34, C-34, StdWgt:FitThr	
T-34, C-34, StdWgt:FitSpd	T-34, C-34, StdWgt:FitAlt	T-18, C-18, W+19%;FitThr	T-18, C-18, W+19%;FitSpd	T-18, C-18, W+19%;FitAlt	maxCAS		
MaxMtoThrustAlt							

767300 fit to 40-D-B763-HJ-6-4000-3to9-9to18 (Standard Weight = 75%)



Legend													
StdD6	SimpleTargets	RawTargets	StdThr,StdWgt:FitThr	StdThr,StdWgt:FitSpd	StdThr,StdWgt:FitAlt	T-34,C-34,StdWgt:FitThr	T-32,C-32,W+5%;FitThr	T-34,C-34,StdWgt:FitSpd	T-32,C-32,W+5%;FitSpd	T-34,C-34,StdWgt:FitAlt	T-32,C-32,W+5%;FitAlt	maxCAS	MaxMtoThrustAlt

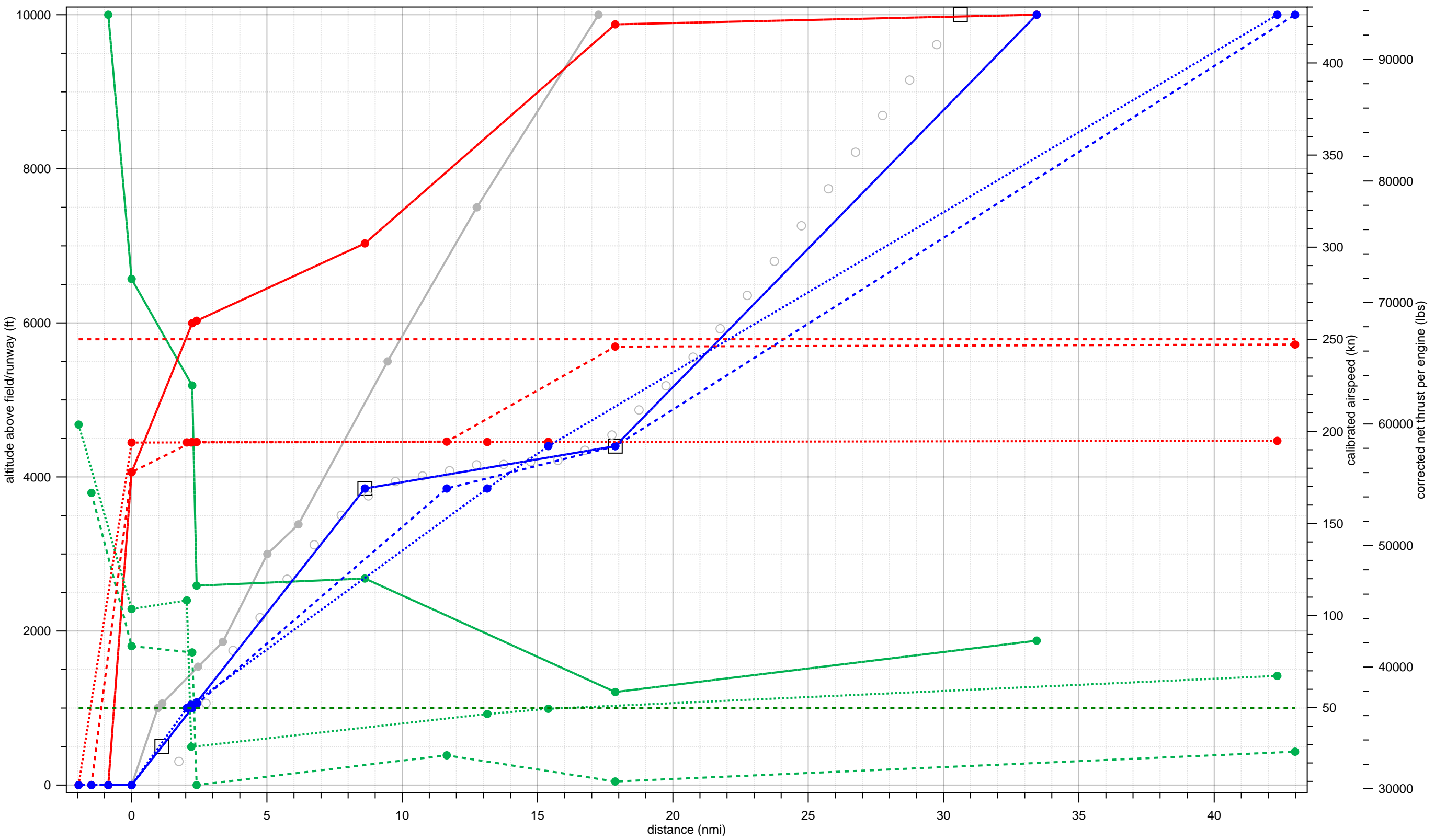
767400 fit to 40-D-B763-HJ-6-4000-3to9-9to18 (Standard Weight = 69%)



Legend

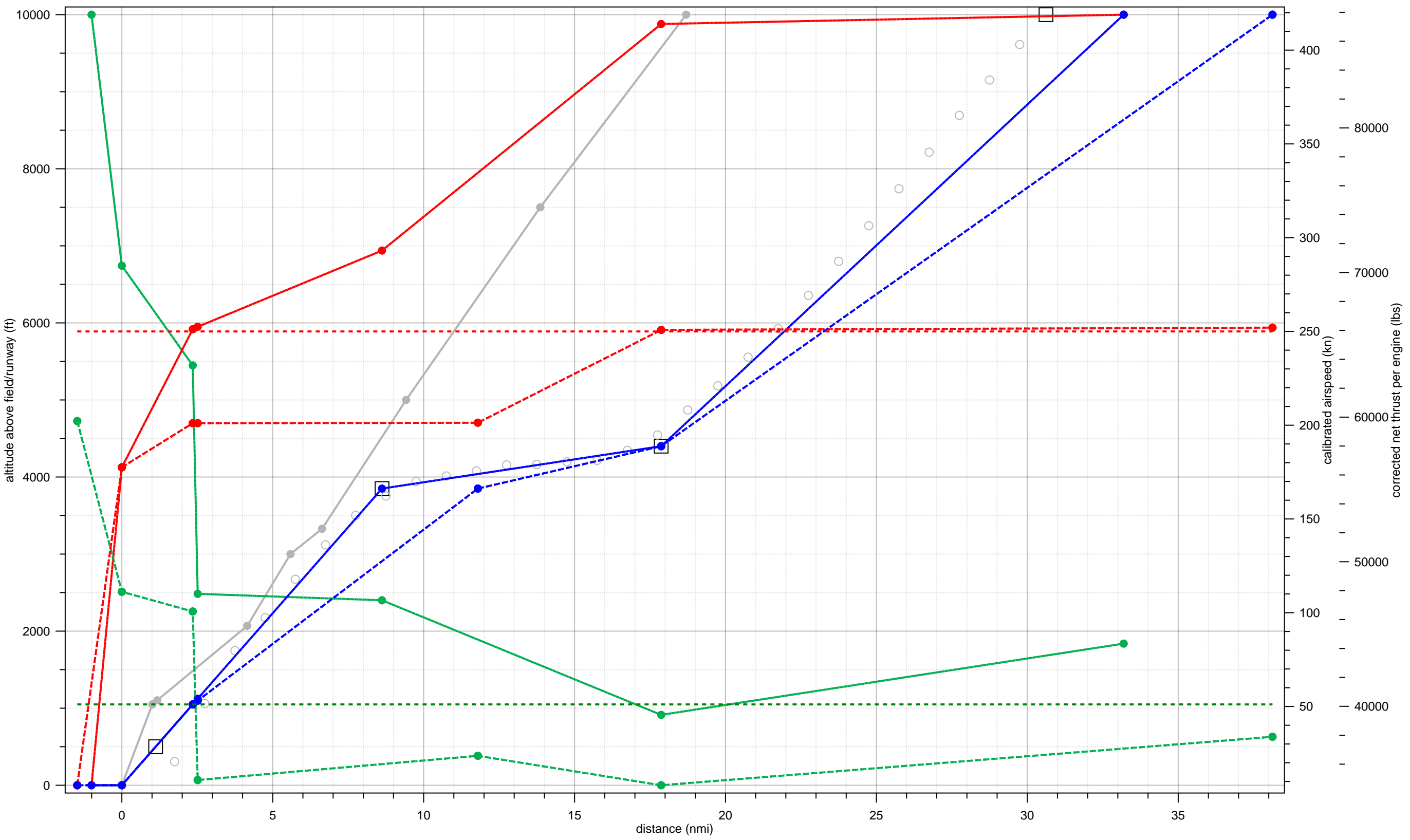
- StdD6
- SimpleTargets
- RawTargets
- StdThr, StdWgt: FitThr
- StdThr, StdWgt: FitSpd
- StdThr, StdWgt: FitAlt
- T-38, C-38, StdWgt: FitThr
- T-38, C-38, StdWgt: FitSpd
- T-38, C-38, StdWgt: FitAlt
- T-36, C-36, W+6%; FitThr
- T-36, C-36, W+6%; FitSpd
- T-36, C-36, W+6%; FitAlt
- maxCAS
- MaxMtoThrustAlt

777200 fit to 40-D-B763-HJ-6-4000-3to9-9to18 (Standard Weight = 70%)



Legend							
—●— StdD6	□ SimpleTargets	○ RawTargets	—●— StdThr, StdWgt: FitThr	—●— StdThr, StdWgt: FitSpd	—●— StdThr, StdWgt: FitAlt	—●— T-42, C-42, StdWgt: FitThr	
- - -●- - - T-42, C-42, StdWgt: FitSpd	- - -●- - - T-42, C-42, StdWgt: FitAlt	- - -●- - - T-36, C-36, W+30%: FitThr	- - -●- - - T-36, C-36, W+30%: FitSpd	- - -●- - - T-36, C-36, W+30%: FitAlt	- - -	- - -	- - -
- - - MaxMtoThrustAlt							

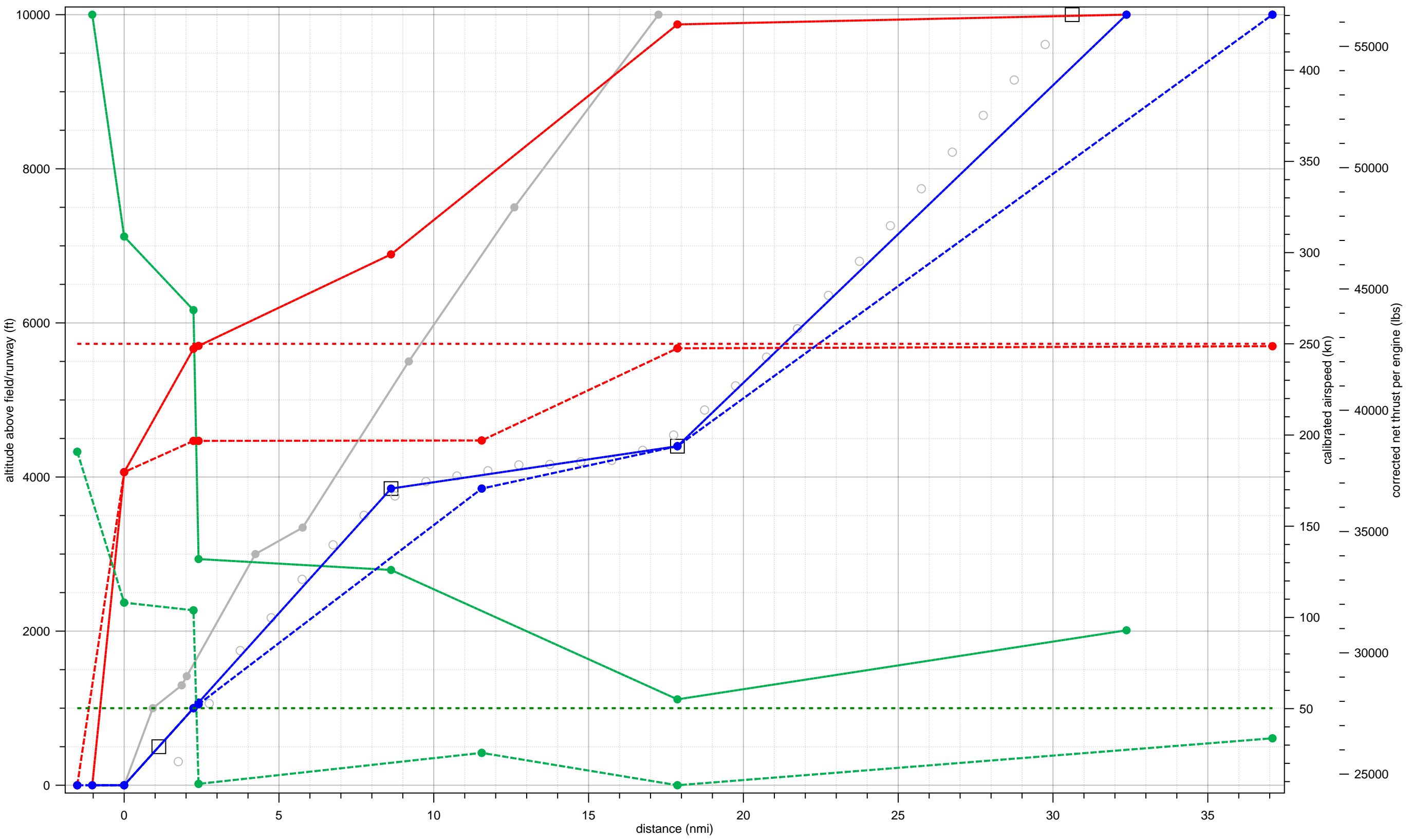
777300 fit to 40-D-B763-HJ-6-4000-3to9-9to18 (Standard Weight = 69%)



Legend

- StdD6 (Grey solid line with circles)
- SimpleTargets (White square)
- RawTargets (White circle)
- StdThr, StdWgt: FitThr (Green solid line with circles)
- StdThr, StdWgt: FitSpd (Red solid line with circles)
- StdThr, StdWgt: FitAlt (Blue solid line with circles)
- T-32, C-32, StdWgt: FitThr (Green dashed line with circles)
- T-32, C-32, W+0%: FitThr (Green dotted line with circles)
- T-32, C-32, W+0%: FitSpd (Red dashed line with circles)
- T-32, C-32, W+0%: FitAlt (Blue dashed line with circles)
- maxCAS (Red dashed line)
- MaxMtoThrustAlt (Green dashed line)

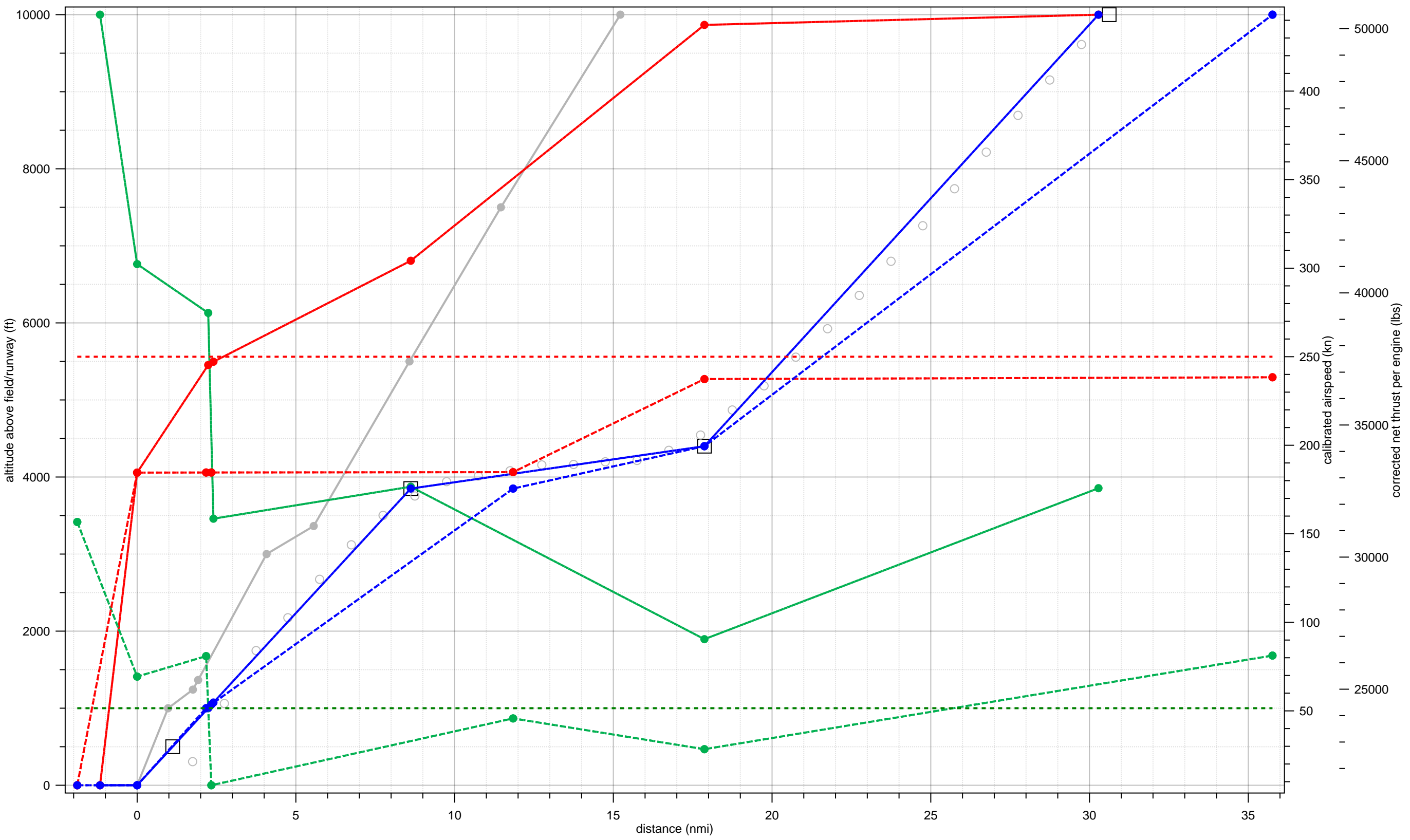
A300-622R fit to 40-D-B763-HJ-6-4000-3to9-9to18 (Standard Weight = 100%)



Legend

- StdD6 (Grey solid line with circles)
- SimpleTargets (Open square)
- RawTargets (Open circle)
- StdThr, StdWgt: FitThr (Green solid line with circles)
- StdThr, StdWgt: FitSpd (Red solid line with circles)
- StdThr, StdWgt: FitAlt (Blue solid line with circles)
- T-32, C-32, StdWgt: FitThr (Green dashed line with circles)
- T-32, C-32, W+1%; FitThr (Green dotted line with circles)
- MaxMtoThrustAlt (Green dashed line)
- T-32, C-32, StdWgt: FitSpd (Red dashed line with circles)
- T-32, C-32, W+1%; FitSpd (Red dotted line with circles)
- maxCAS (Red dashed line)
- T-32, C-32, StdWgt: FitAlt (Blue dashed line with circles)
- T-32, C-32, W+1%; FitAlt (Blue dotted line with circles)

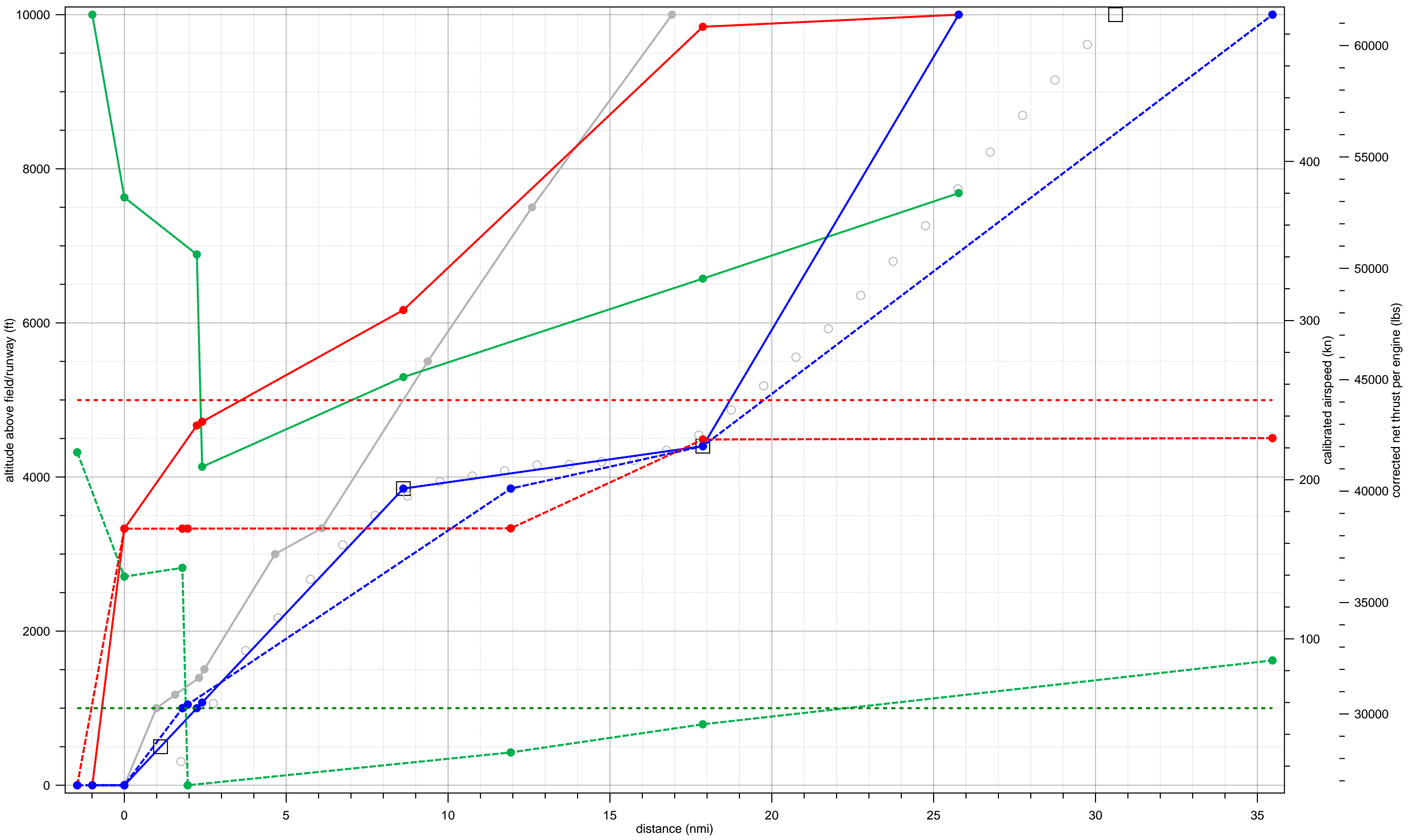
A310-304 fit to 40-D-B763-HJ-6-4000-3to9-9to18 (Standard Weight = 100%)



Legend

- StdD6 (Grey solid line with filled circles)
- SimpleTargets (White square)
- RawTargets (Open circles)
- StdThr, StdWgt:FitThr (Green solid line with filled circles)
- StdThr, StdWgt:FitSpd (Red solid line with filled circles)
- StdThr, StdWgt:FitAlt (Blue solid line with filled circles)
- T-38, C-38, StdWgt:FitThr (Green dashed line with filled circles)
- T-38, C-38, W+1%;FitThr (Green dotted line with filled circles)
- T-38, C-38, StdWgt:FitSpd (Red dashed line with filled circles)
- T-38, C-38, W+1%;FitSpd (Red dotted line with filled circles)
- T-38, C-38, StdWgt:FitAlt (Blue dashed line with filled circles)
- T-38, C-38, W+1%;FitAlt (Blue dotted line with filled circles)
- maxCAS (Red dashed horizontal line)
- MaxMtoThrustAlt (Green dashed horizontal line)

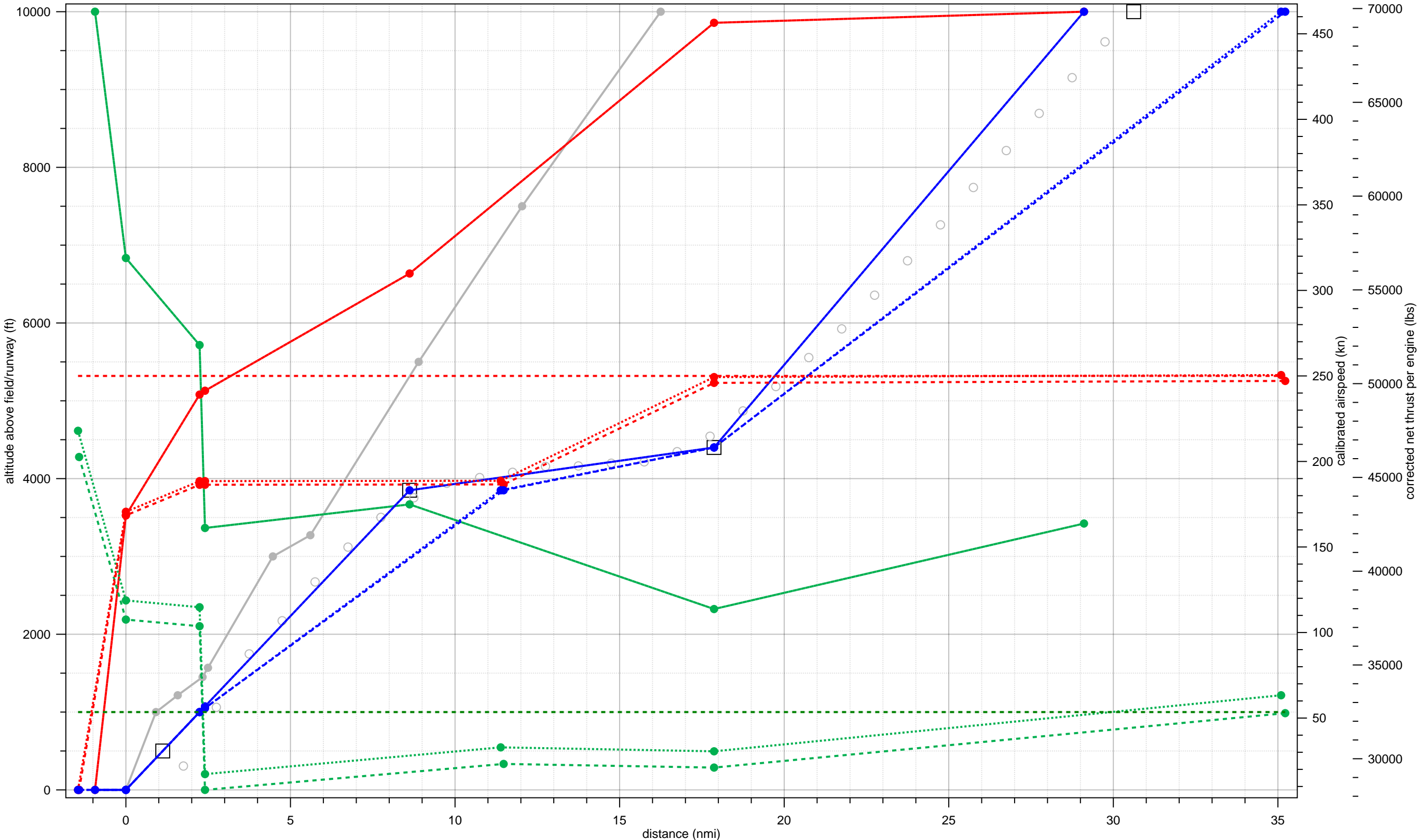
A330-301 fit to 40-D-B763-HJ-6-4000-3to9-9to18 (Standard Weight = 101%)



Legend

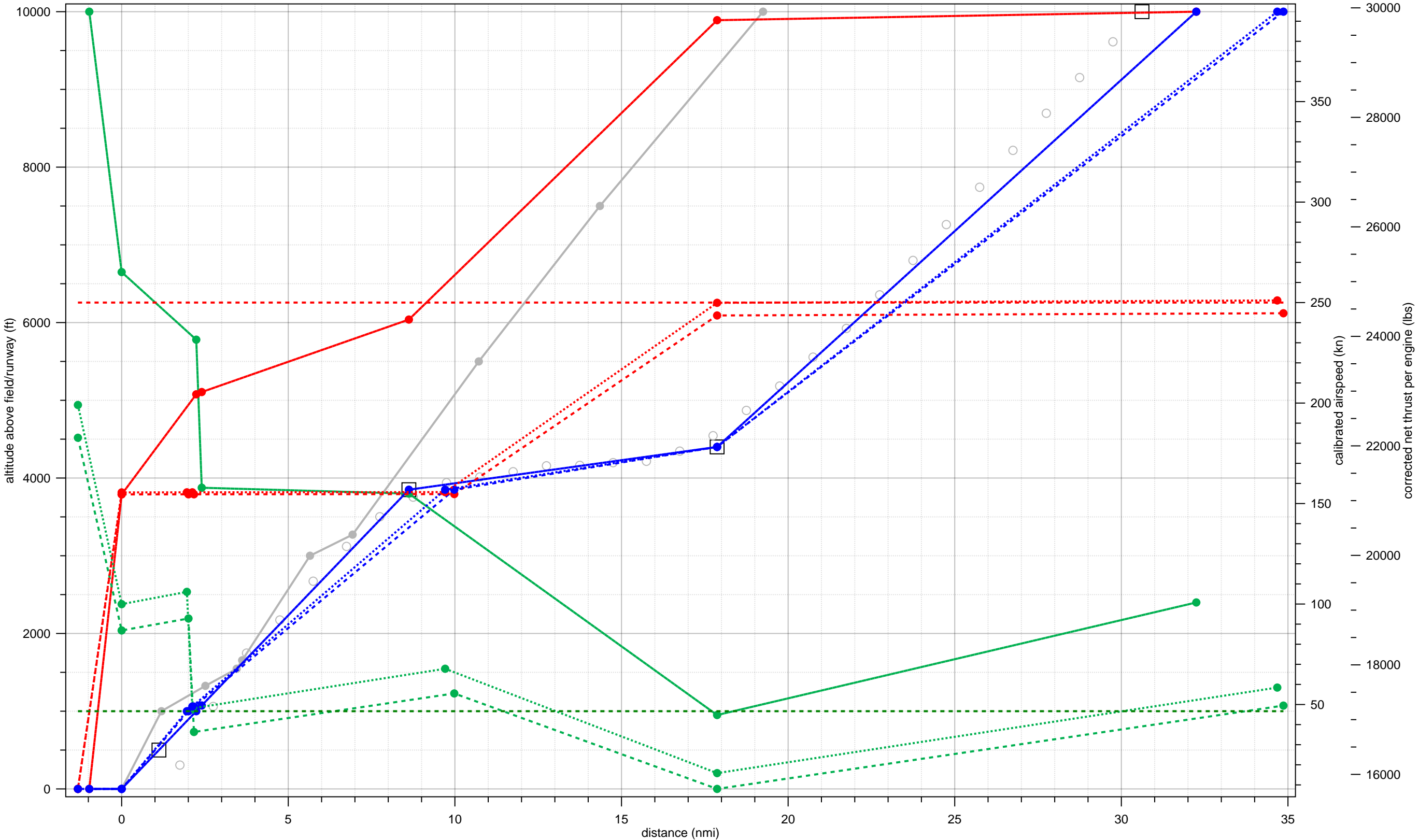
- StdD6 (Grey solid line with circles)
- SimpleTargets (White square)
- RawTargets (Grey open circle)
- StdThr, StdWgt: FitThr (Green solid line with circles)
- StdThr, StdWgt: FitSpd (Red solid line with circles)
- StdThr, StdWgt: FitAlt (Blue solid line with circles)
- T-32, C-32, StdWgt: FitThr (Green dashed line with circles)
- T-32, C-32, StdWgt: FitSpd (Red dashed line with circles)
- T-32, C-32, StdWgt: FitAlt (Blue dashed line with circles)
- T-32, C-32, W+1%; FitThr (Green dotted line with circles)
- T-32, C-32, W+1%; FitSpd (Red dotted line with circles)
- T-32, C-32, W+1%; FitAlt (Blue dotted line with circles)
- maxCAS (Red dashed horizontal line)
- MaxMtoThrustAlt (Green dashed horizontal line)

A330-343 fit to 40-D-B763-HJ-6-4000-3to9-9to18 (Standard Weight = 83%)



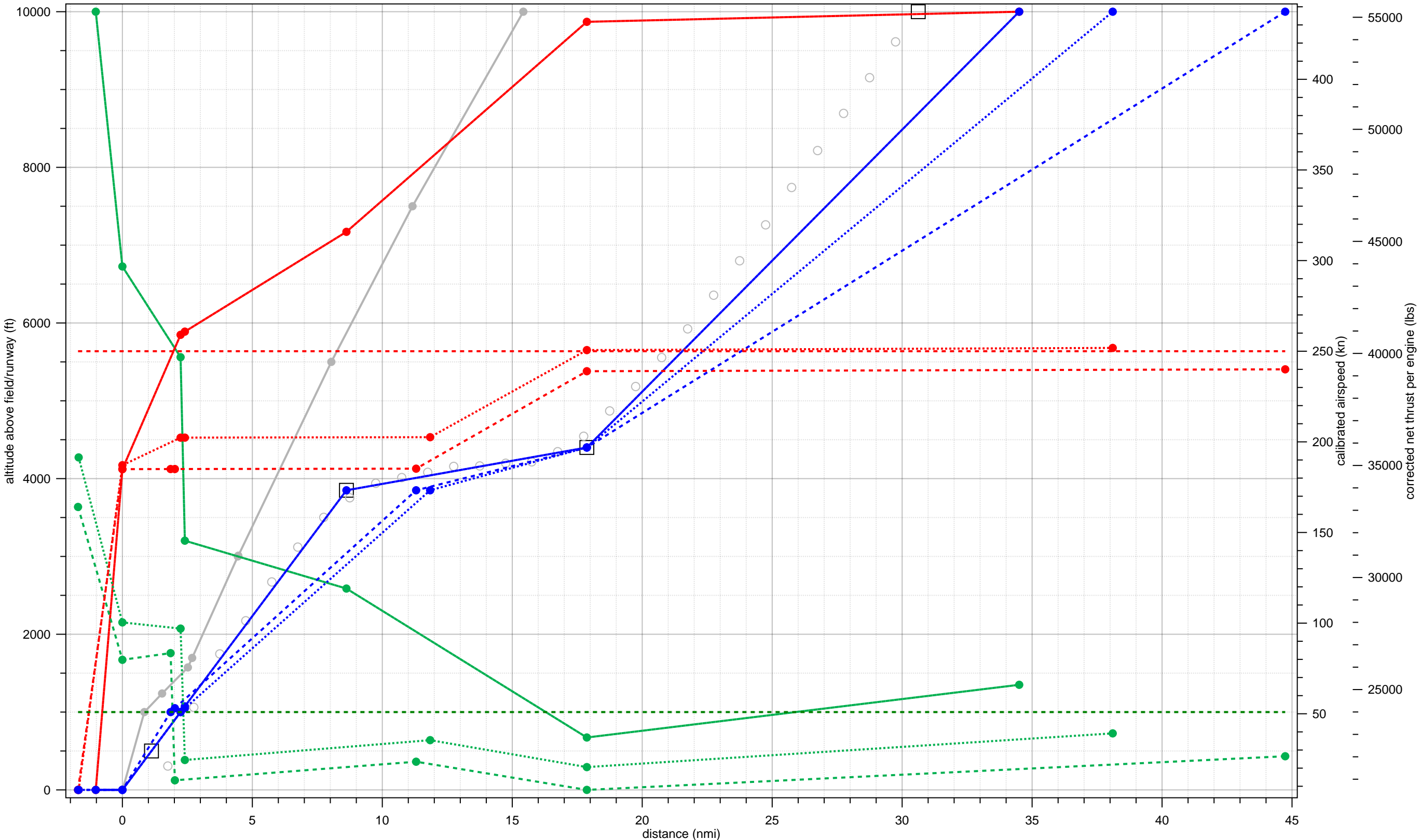
Legend									
—●— StdD6	□ SimpleTargets	○ RawTargets	—●— StdThr, StdWgt: FitThr	—●— StdThr, StdWgt: FitSpd	—●— StdThr, StdWgt: FitAlt	—●— T-34, C-34, StdWgt: FitThr			
- -●- - T-34, C-34, StdWgt: FitSpd	- -●- - T-34, C-34, StdWgt: FitAlt	- -●- - T-32, C-32, W+5%; FitThr	- -●- - T-32, C-32, W+5%; FitSpd	- -●- - T-32, C-32, W+5%; FitAlt	- - - - - maxCAS	- - - - - MaxMtoThrustAlt			

A340-211 fit to 40-D-B763-HJ-6-4000-3to9-9to18 (Standard Weight = 79%)



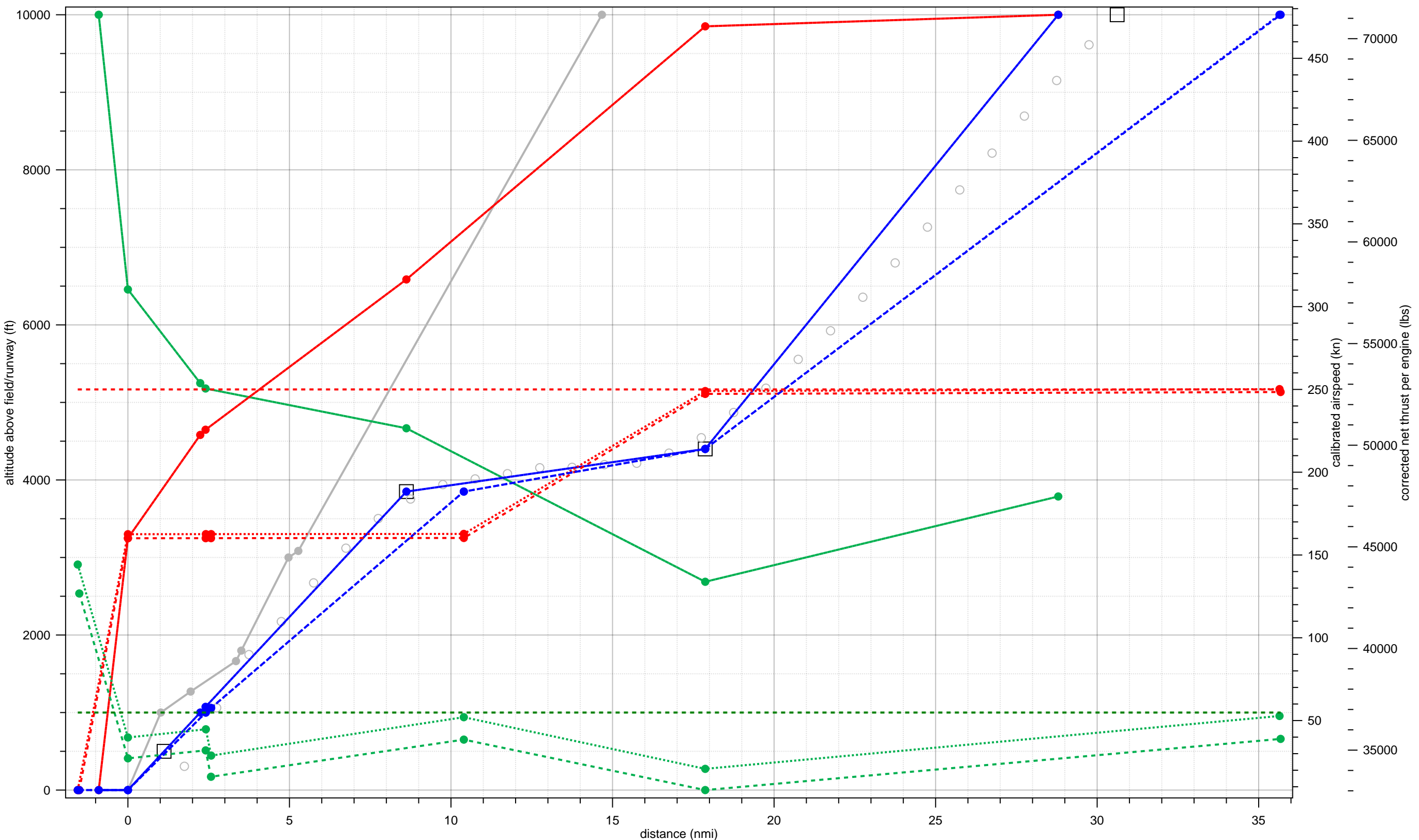
Legend												
StdD6	SimpleTargets	RawTargets	StdThr,StdWgt:FitThr	StdThr,StdWgt:FitSpd	StdThr,StdWgt:FitAlt	T-26,C-26,StdWgt:FitThr	T-26,C-26,StdWgt:FitSpd	T-24,C-24,W+2%;FitThr	T-24,C-24,W+2%;FitSpd	T-24,C-24,W+2%;FitAlt	maxCAS	MaxMtoThrustAlt

A340-642 fit to 40-D-B763-HJ-6-4000-3to9-9to18 (Standard Weight = 68%)



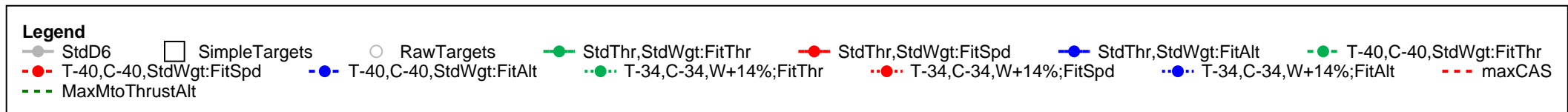
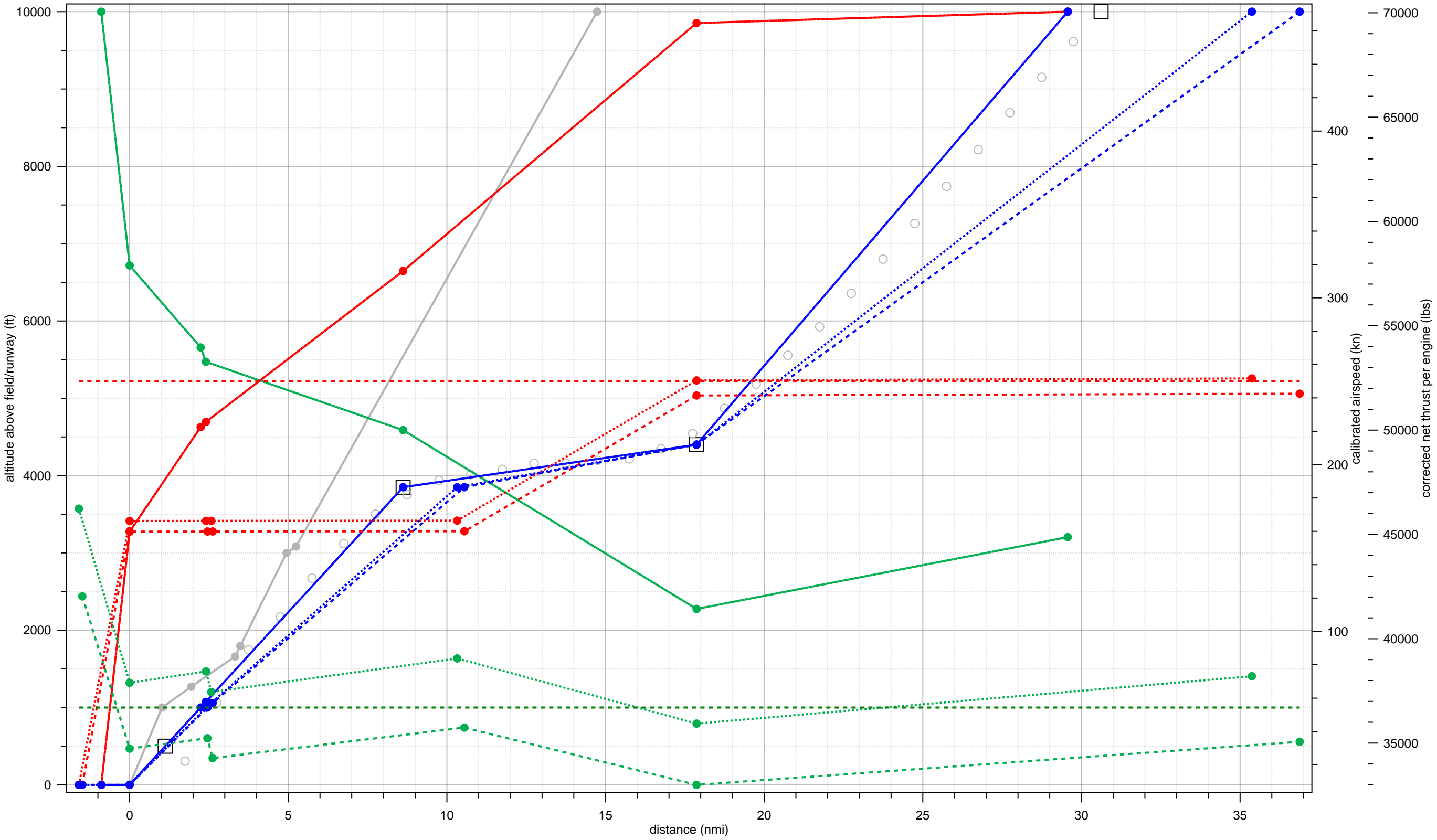
Legend													
StdD6	SimpleTargets	RawTargets	StdThr,StdWgt:FitThr	StdThr,StdWgt:FitSpd	StdThr,StdWgt:FitAlt	T-40,C-40,StdWgt:FitThr	T-40,C-40,StdWgt:FitSpd	T-40,C-40,StdWgt:FitAlt	T-36,C-36,W+4%;FitThr	T-36,C-36,W+4%;FitSpd	T-36,C-36,W+4%;FitAlt	maxCAS	MaxMtoThrustAlt

A380-841 fit to 40-D-B763-HJ-6-4000-3to9-9to18 (Standard Weight = 59%)

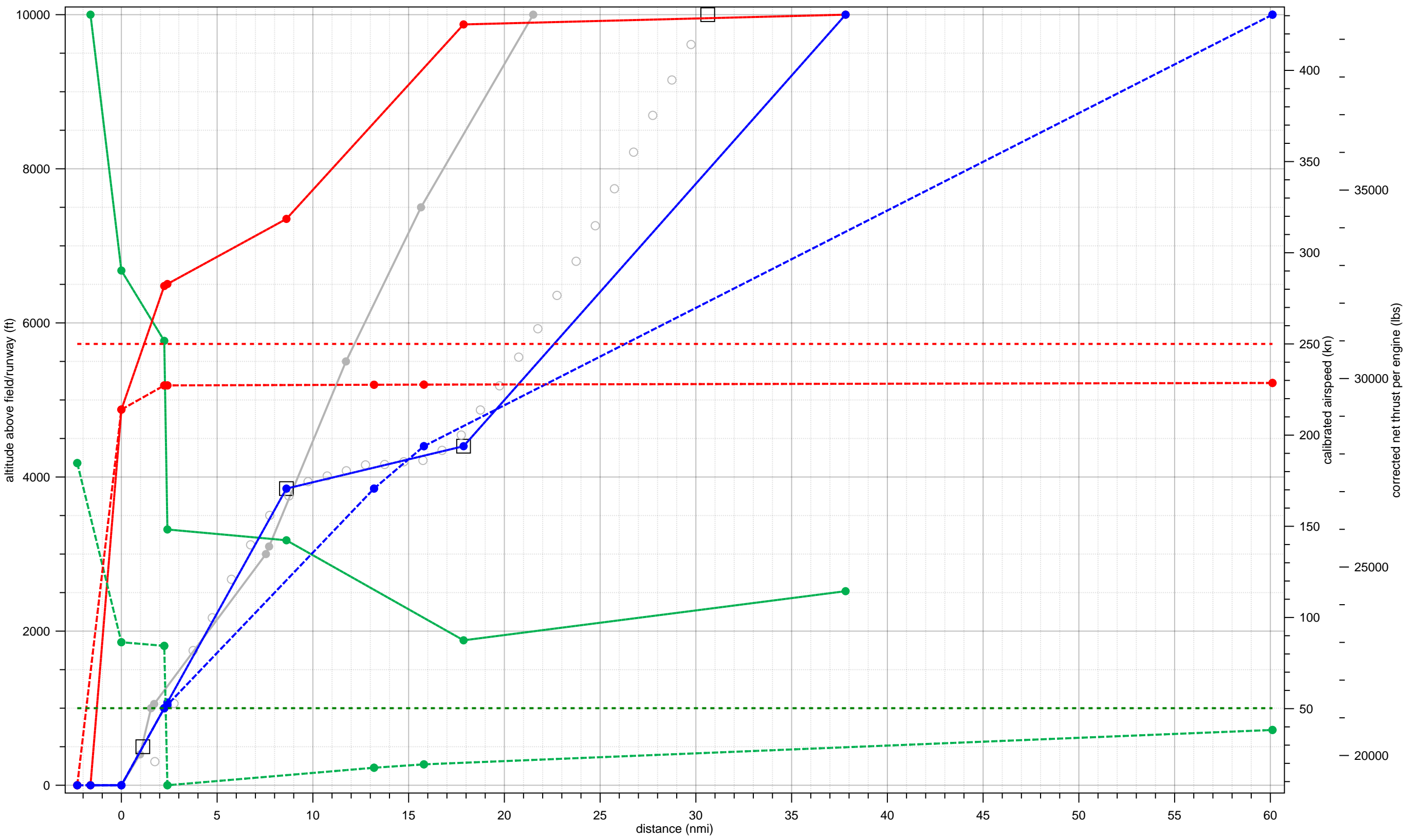


Legend													
—●— StdD6	□ SimpleTargets	○ RawTargets	—●— StdThr,StdWgt:FitThr	—●— StdThr,StdWgt:FitSpd	—●— StdThr,StdWgt:FitAlt	—●— T-40,C-40,StdWgt:FitThr	—●— T-40,C-40,StdWgt:FitSpd	—●— T-40,C-40,StdWgt:FitAlt	—●— T-38,C-38,W+6%;FitThr	—●— T-38,C-38,W+6%;FitSpd	—●— T-38,C-38,W+6%;FitAlt	—●— maxCAS	—●— MaxMtoThrustAlt

A380-861 fit to 40-D-B763-HJ-6-4000-3to9-9to18 (Standard Weight = 58%)



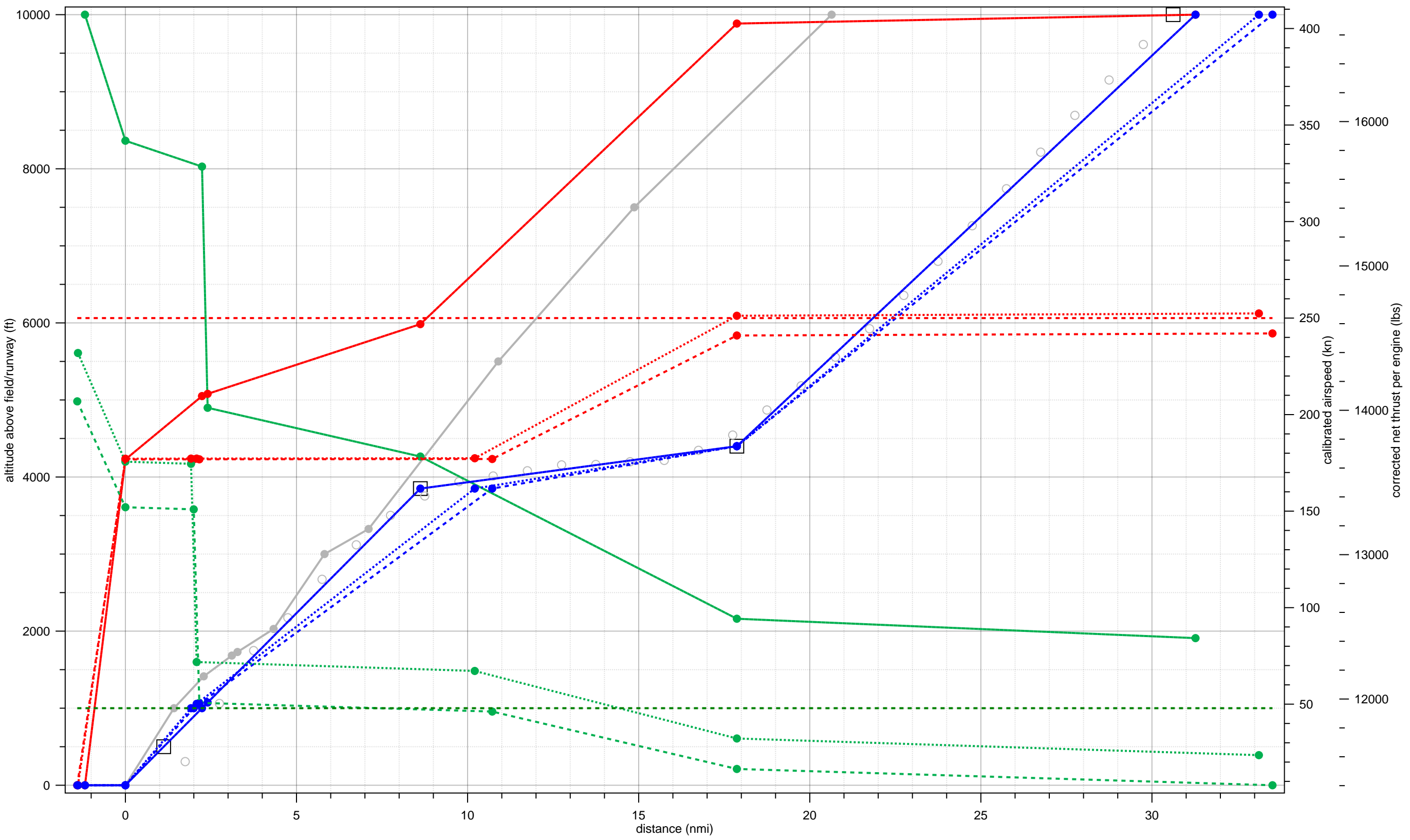
CONCRD fit to 40-D-B763-HJ-6-4000-3to9-9to18 (Standard Weight = 100%)



Legend

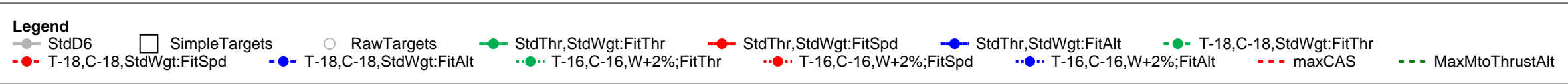
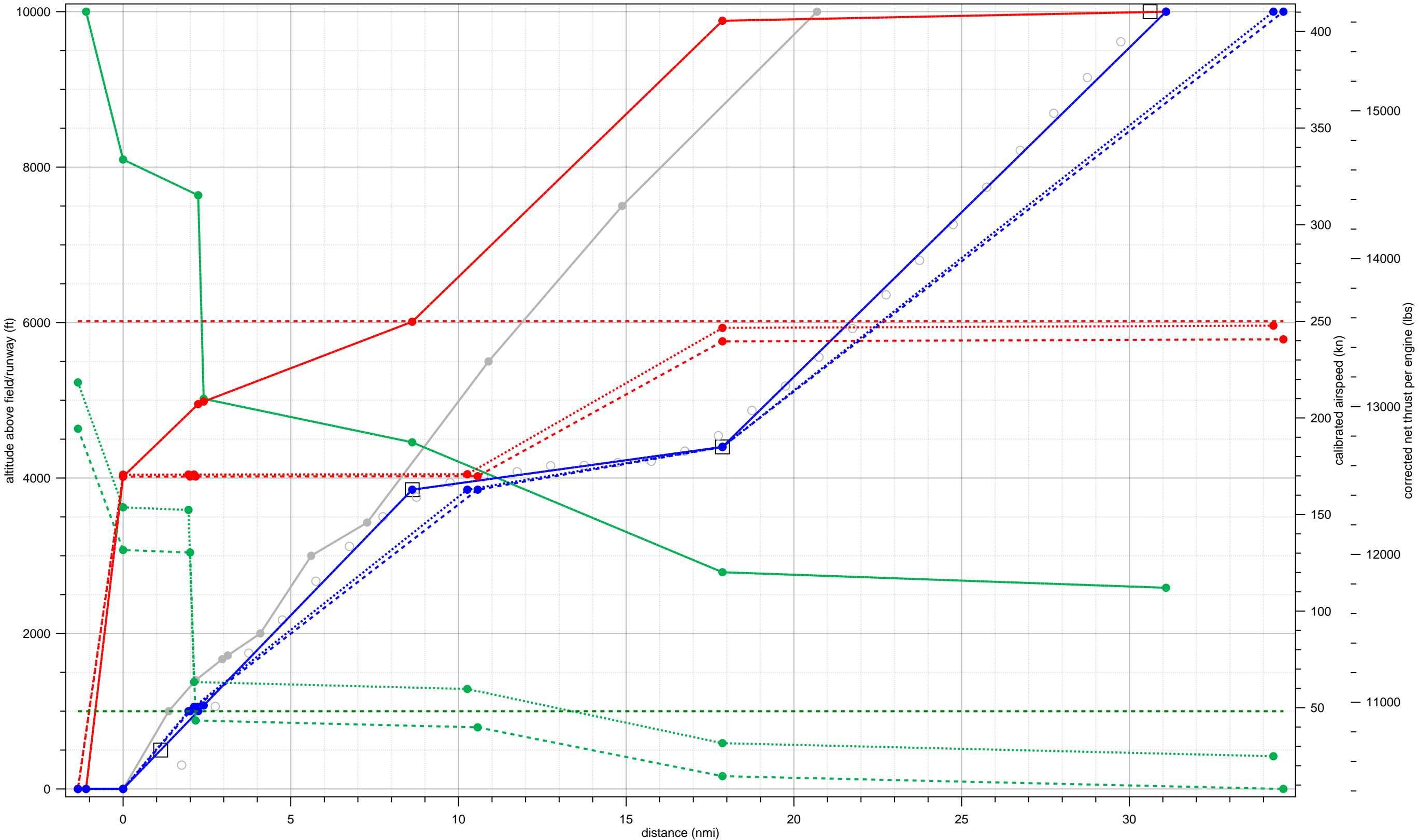
- StdD6 (Grey line with circles)
- SimpleTargets (White square)
- RawTargets (White circle)
- StdThr,StdWgt:FitThr (Green line with circles)
- StdThr,StdWgt:FitSpd (Red line with circles)
- StdThr,StdWgt:FitAlt (Blue line with circles)
- T-30,C-30,StdWgt:FitThr (Dashed green line with circles)
- T-30,C-30,W+0%;FitThr (Dotted green line with circles)
- T-30,C-30,W+0%;FitSpd (Dotted red line with circles)
- T-30,C-30,W+0%;FitAlt (Dotted blue line with circles)
- maxCAS (Dashed red line)
- MaxMtoThrustAlt (Dashed green line)

DC8QN fit to 40-D-B763-HJ-6-4000-3to9-9to18 (Standard Weight = 75%)

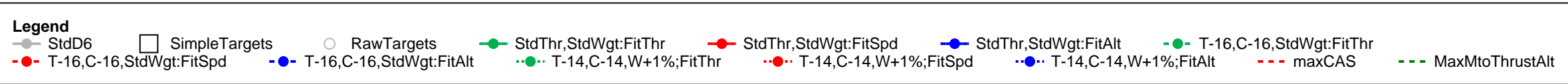
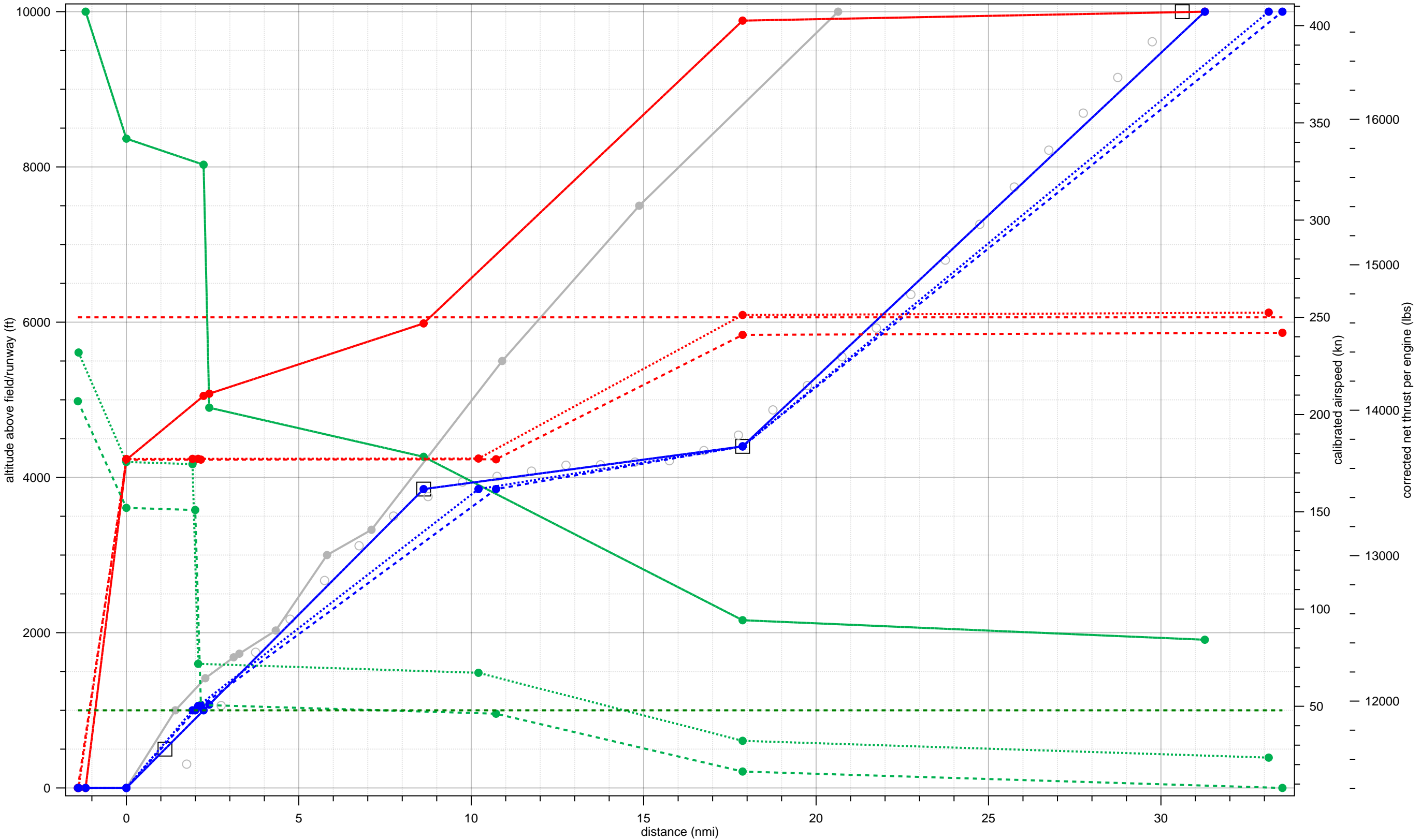


Legend									
StdD6	SimpleTargets	RawTargets	StdThr,StdWgt:FitThr	StdThr,StdWgt:FitSpd	StdThr,StdWgt:FitAlt	T-16,C-16,StdWgt:FitThr			
T-16,C-16,StdWgt:FitSpd	T-16,C-16,StdWgt:FitAlt	T-14,C-14,W+1%;FitThr	T-14,C-14,W+1%;FitSpd	T-14,C-14,W+1%;FitAlt	maxCAS	MaxMtoThrustAlt			

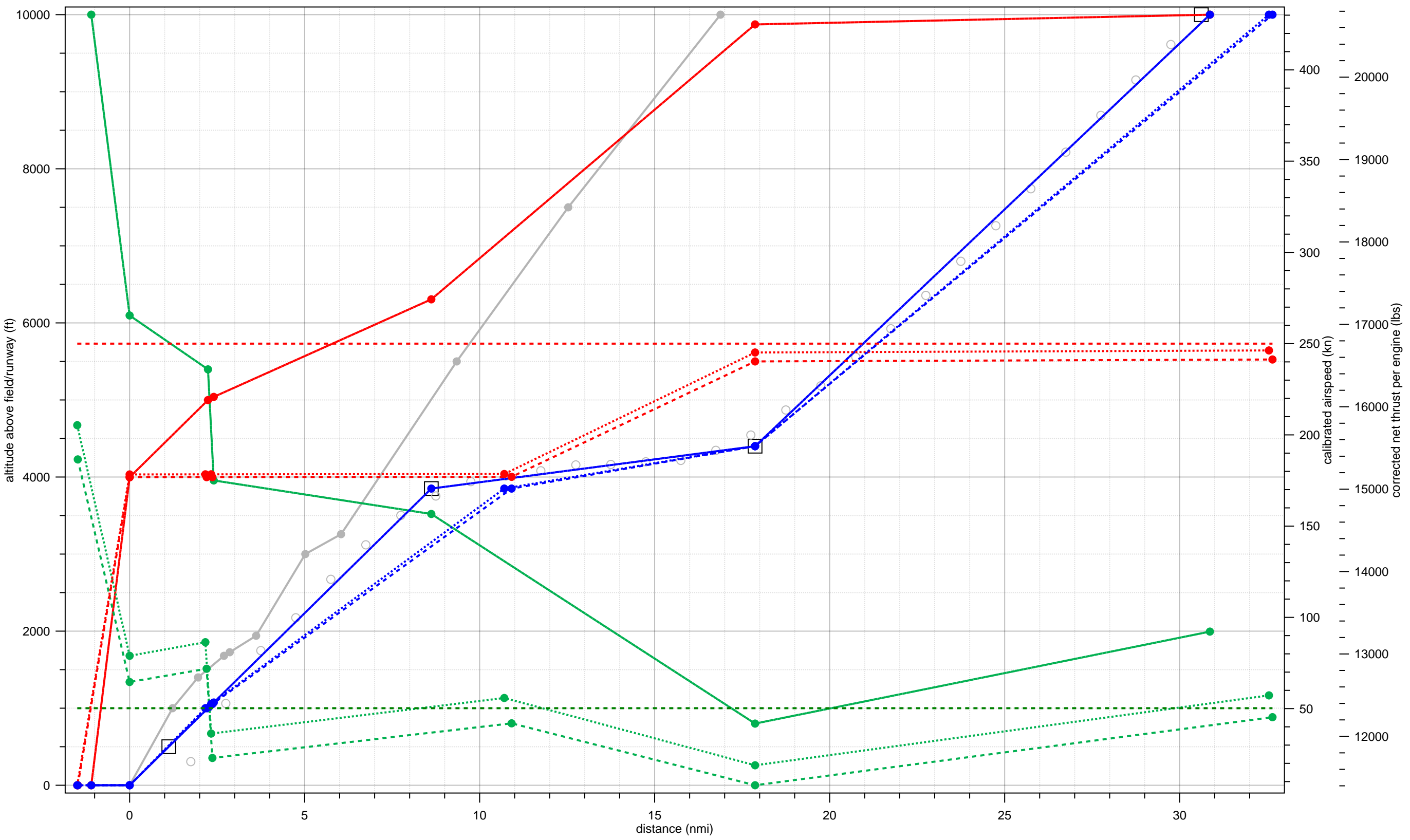
DC850 fit to 40-D-B763-HJ-6-4000-3to9-9to18 (Standard Weight = 72%)



DC860 fit to 40-D-B763-HJ-6-4000-3to9-9to18 (Standard Weight = 75%)

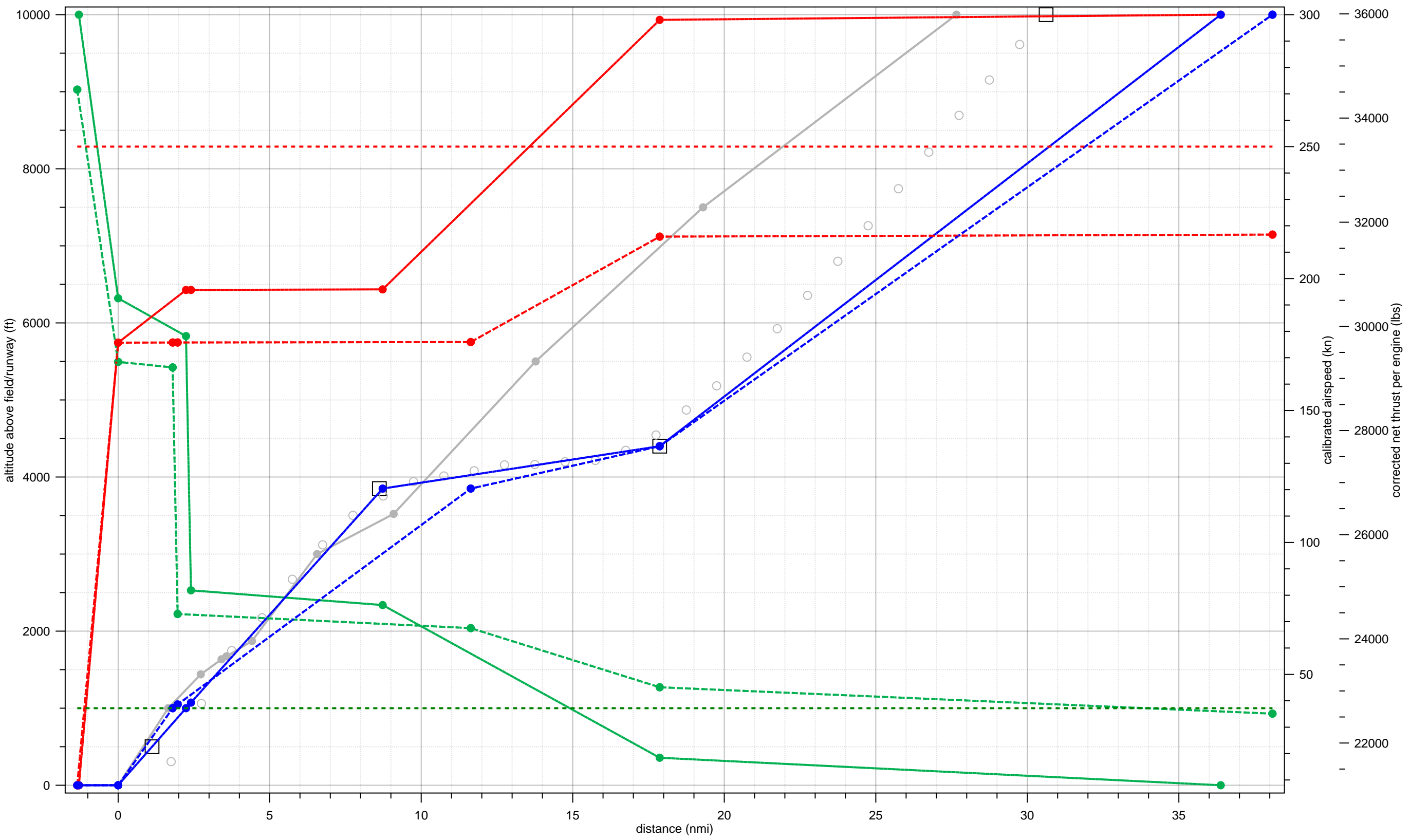


DC870 fit to 40-D-B763-HJ-6-4000-3to9-9to18 (Standard Weight = 75%)



Legend									
—●— StdD6	□ SimpleTargets	○ RawTargets	—●— StdThr, StdWgt: FitThr	—●— StdThr, StdWgt: FitSpd	—●— StdThr, StdWgt: FitAlt	—●— T-26, C-26, StdWgt: FitThr			
- - -●- - - T-26, C-26, StdWgt: FitSpd	- - -●- - - T-26, C-26, StdWgt: FitAlt	- - -●- - - T-24, C-24, W+3%; FitThr	- - -●- - - T-24, C-24, W+3%; FitSpd	- - -●- - - T-24, C-24, W+3%; FitAlt	- - -●- - - maxCAS	- - -●- - - MaxMtoThrustAlt			

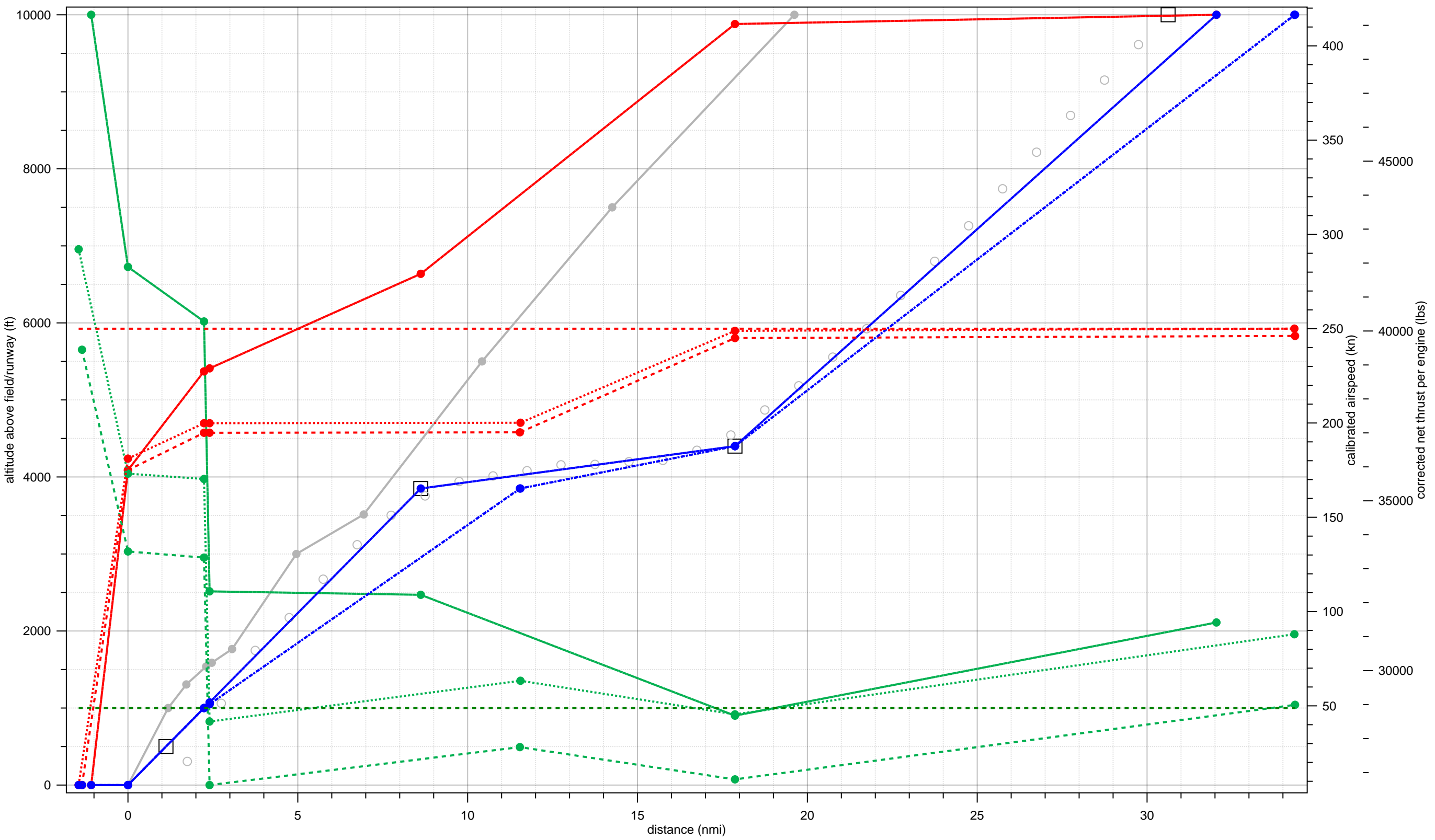
DC1010 fit to 40-D-B763-HJ-6-4000-3to9-9to18 (Standard Weight = 97%)



Legend

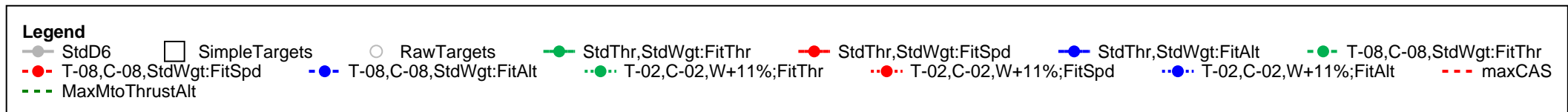
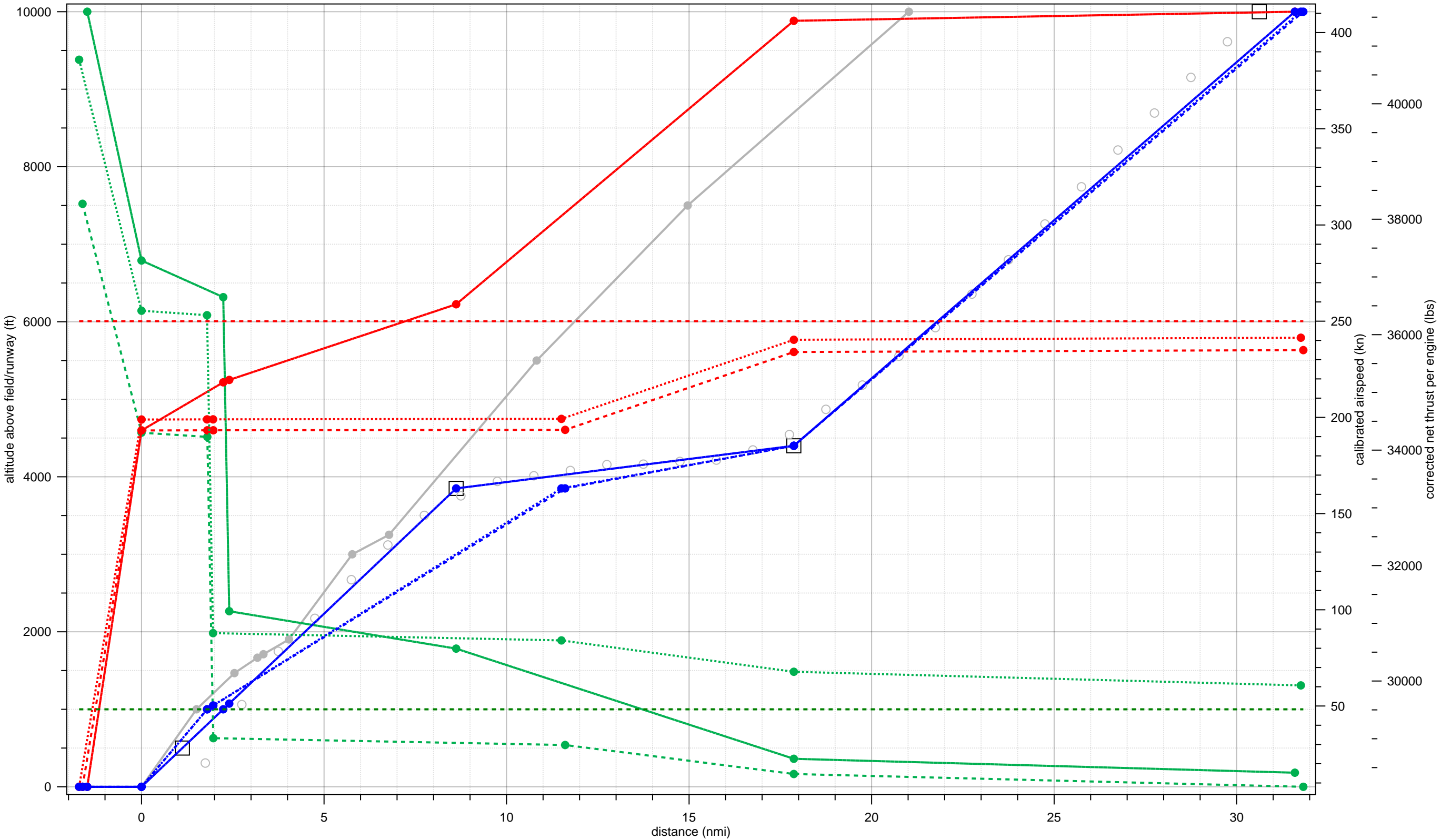
- StdD6 (grey solid line with circles)
- SimpleTargets (white square)
- RawTargets (grey open circle)
- StdThr, StdWgt: FitThr (solid green line with circles)
- StdThr, StdWgt: FitSpd (solid red line with circles)
- StdThr, StdWgt: FitAlt (solid blue line with circles)
- T-04, C-04, StdWgt: FitThr (dashed green line with circles)
- T-04, C-04, StdWgt: FitSpd (dashed red line with circles)
- T-04, C-04, StdWgt: FitAlt (dashed blue line with circles)
- T-04, C-04, W+0%: FitThr (dotted green line with circles)
- T-04, C-04, W+0%: FitSpd (dotted red line with circles)
- T-04, C-04, W+0%: FitAlt (dotted blue line with circles)
- maxCAS (dashed red horizontal line)
- MaxMtoThrustAlt (dotted green horizontal line)

DC1030 fit to 40-D-B763-HJ-6-4000-3to9-9to18 (Standard Weight = 82%)

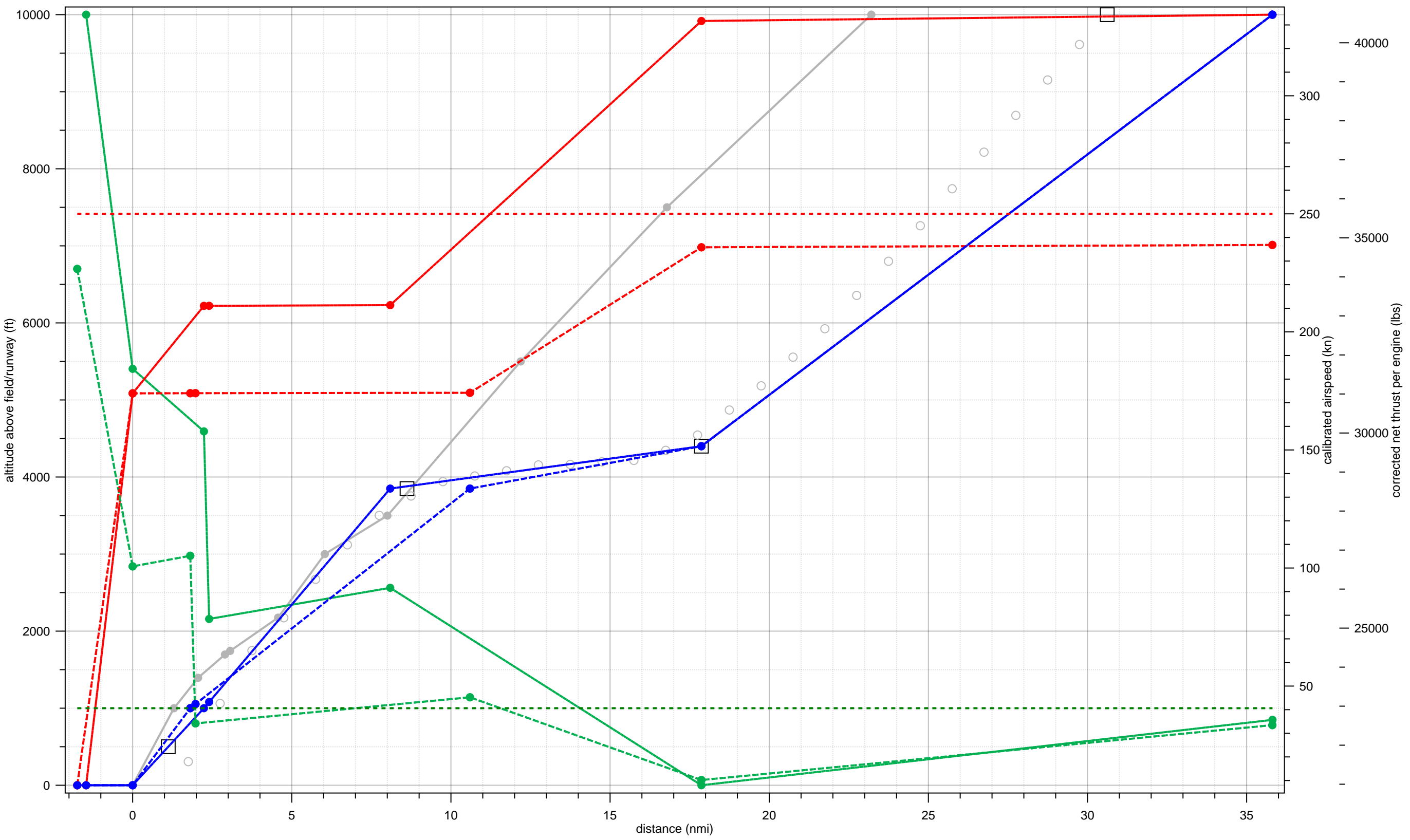


Legend							
—●— StdD6	□ SimpleTargets	○ RawTargets	—●— StdThr,StdWgt:FitThr	—●— StdThr,StdWgt:FitSpd	—●— StdThr,StdWgt:FitAlt	—●— T-20,C-20,StdWgt:FitThr	
—●— T-20,C-20,StdWgt:FitSpd	—●— T-20,C-20,StdWgt:FitAlt	—●— T-14,C-14,W+13%;FitThr	—●— T-14,C-14,W+13%;FitSpd	—●— T-14,C-14,W+13%;FitAlt	—●— maxCAS		
—●— MaxMtoThrustAlt							

DC1040 fit to 40-D-B763-HJ-6-4000-3to9-9to18 (Standard Weight = 82%)

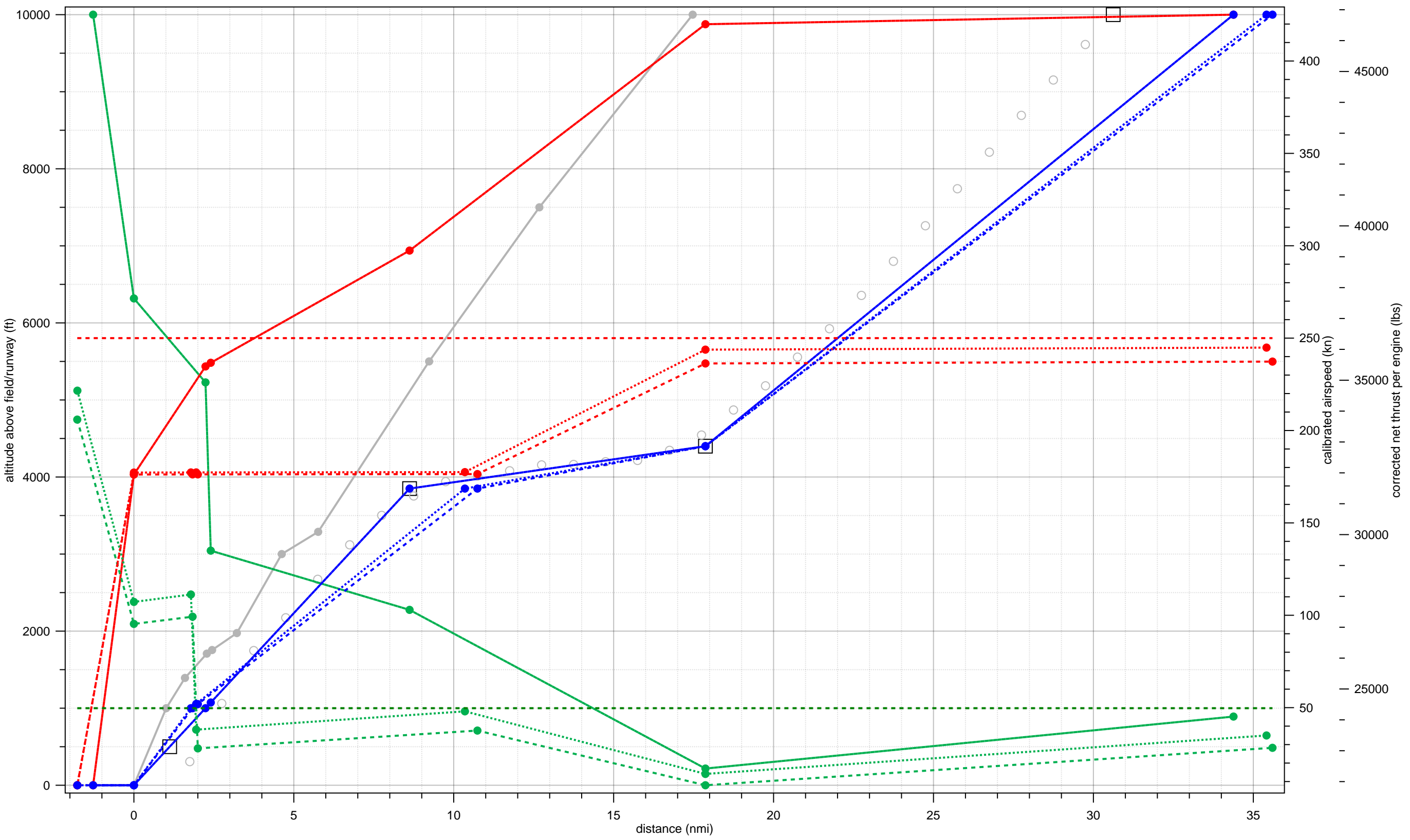


L1011 fit to 40-D-B763-HJ-6-4000-3to9-9to18 (Standard Weight = 100%)



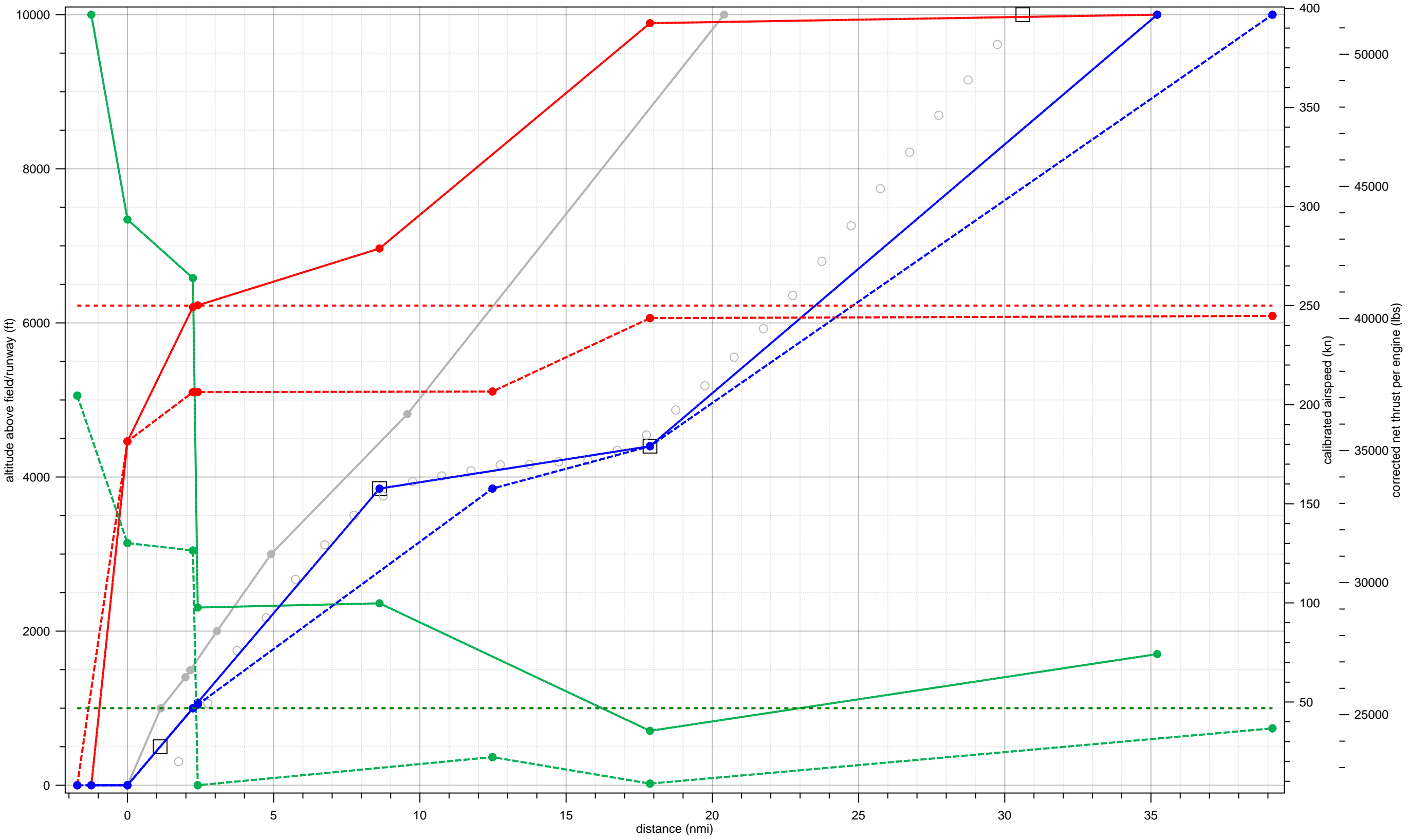
Legend									
—●— StdD6	□ SimpleTargets	○ RawTargets	—●— StdThr,StdWgt:FitThr	—●— StdThr,StdWgt:FitSpd	—●— StdThr,StdWgt:FitAlt	—●— T-16,C-16,StdWgt:FitThr	—●— T-16,C-16,StdWgt:FitSpd	—●— T-16,C-16,StdWgt:FitAlt	—●— T-16,C-16,W+0%;FitThr
—●— T-16,C-16,StdWgt:FitSpd	—●— T-16,C-16,StdWgt:FitAlt	—●— T-16,C-16,W+0%;FitThr	—●— T-16,C-16,W+0%;FitSpd	—●— T-16,C-16,W+0%;FitAlt	—●— maxCAS	—●— MaxMtoThrustAlt			

L10115 fit to 40-D-B763-HJ-6-4000-3to9-9to18 (Standard Weight = 76%)



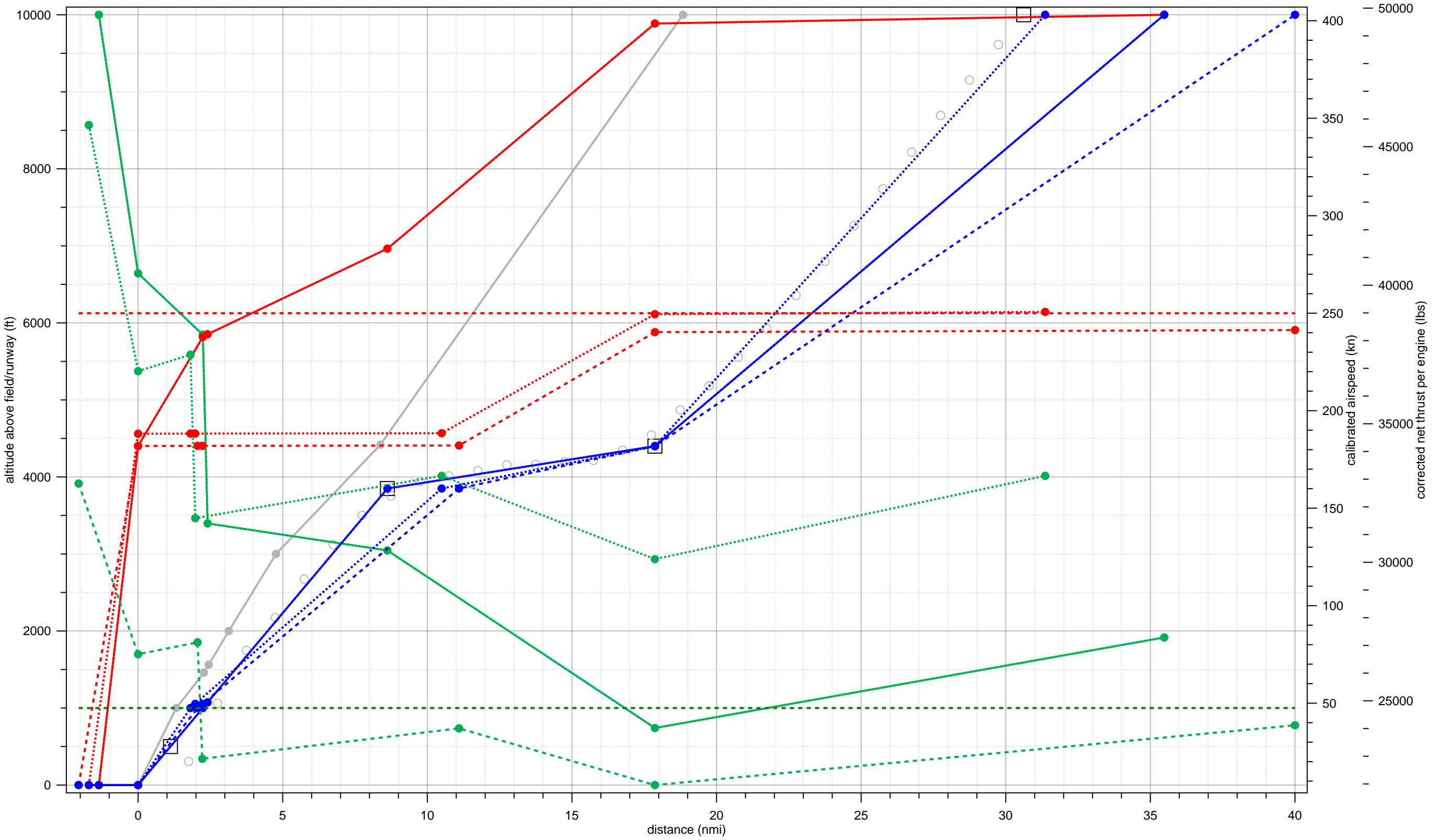
Legend											
—●— StdD6	□ SimpleTargets	○ RawTargets	—●— StdThr,StdWgt:FitThr	—●— StdThr,StdWgt:FitSpd	—●— StdThr,StdWgt:FitAlt	—●— T-28,C-28,StdWgt:FitThr	—●— T-26,C-26,W+2%;FitThr	—●— T-26,C-26,W+2%;FitSpd	—●— T-26,C-26,W+2%;FitAlt	—●— maxCAS	—●— MaxMtoThrustAlt

MD11GE fit to 40-D-B763-HJ-6-4000-3to9-9to18 (Standard Weight = 62%)



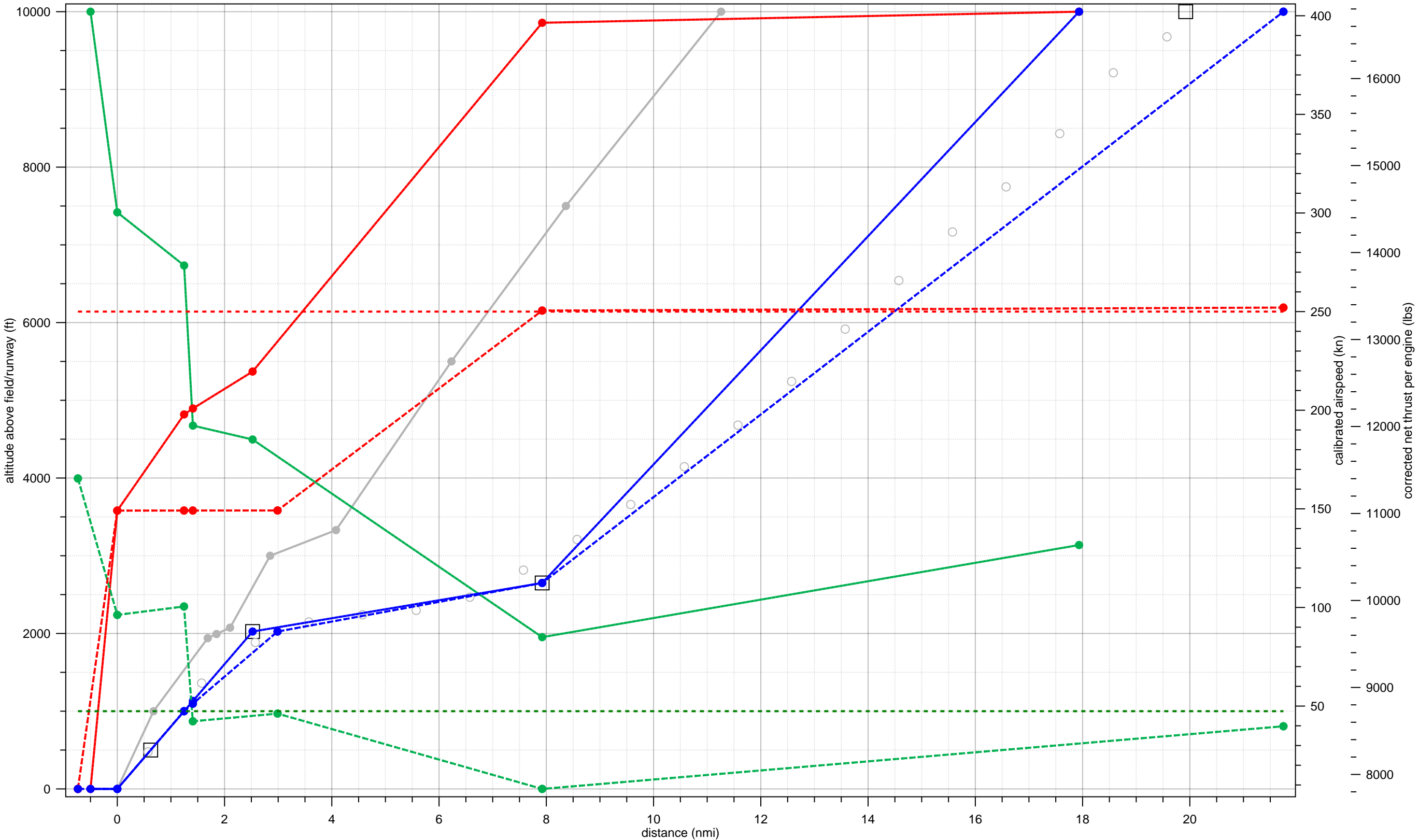
Legend											
● StdD6	□ SimpleTargets	○ RawTargets	● StdThr,StdWgt:FitThr	● StdThr,StdWgt:FitSpd	● StdThr,StdWgt:FitAlt	● T-28,C-28,StdWgt:FitThr	● T-28,C-28,W+0%;FitThr	● T-28,C-28,W+0%;FitSpd	● T-28,C-28,W+0%;FitAlt	● maxCAS	● MaxMtoThrustAlt

MD11PW fit to 40-D-B763-HJ-6-4000-3to9-9to18 (Standard Weight = 62%)



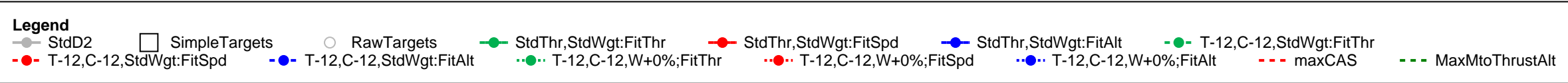
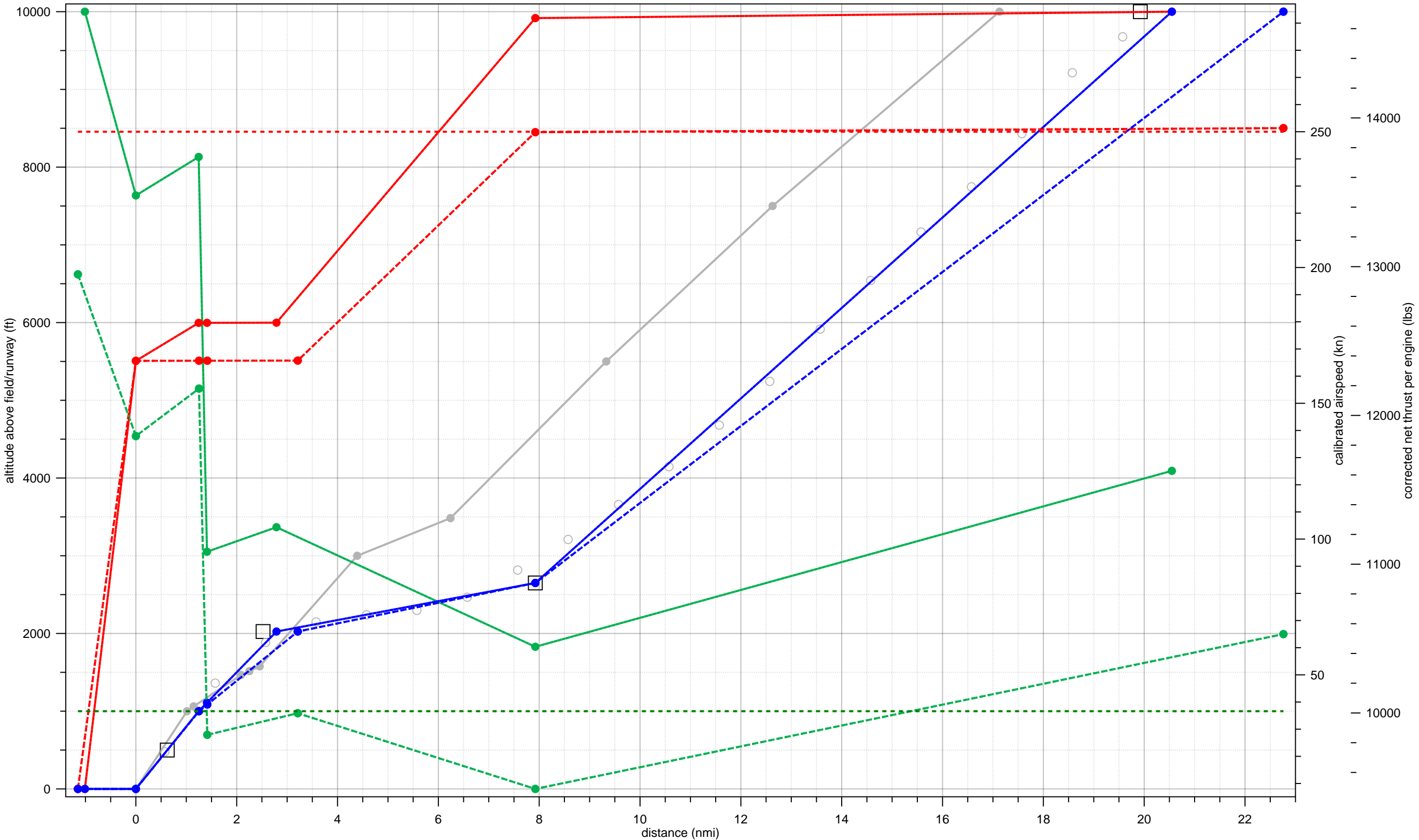
Legend							
—●— StdD6	□ SimpleTargets	○ RawTargets	—●— StdThr, StdWgt:FitThr	—●— StdThr, StdWgt:FitSpd	—●— StdThr, StdWgt:FitAlt	—●— T-34, C-34, StdWgt:FitThr	
—●— T-34, C-34, StdWgt:FitSpd	—●— T-34, C-34, StdWgt:FitAlt	—●— T-08, C-08, W+10%;FitThr	—●— T-08, C-08, W+10%;FitSpd	—●— T-08, C-08, W+10%;FitAlt	—●— maxCAS		
—●— MaxMtoThrustAlt							

720B fit to 41-D-B737-LJ-2-2000-3to9-0to8 (Standard Weight = 33%)

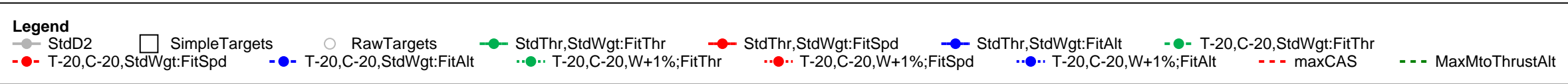
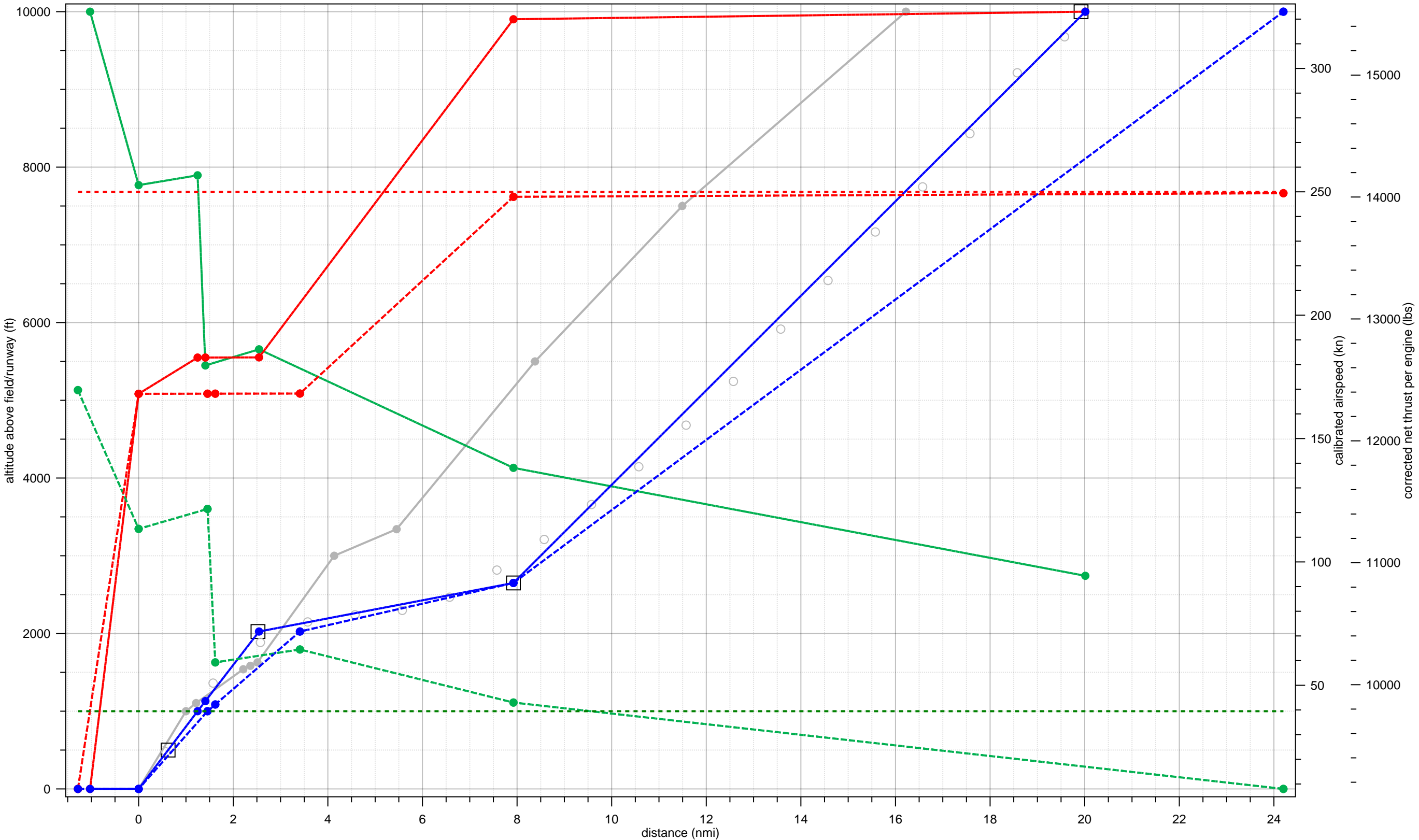


Legend									
StdD2	SimpleTargets	RawTargets	StdThr,StdWgt:FitThr	StdThr,StdWgt:FitSpd	StdThr,StdWgt:FitAlt	T-32,C-32,StdWgt:FitThr	T-32,C-32,StdWgt:FitSpd	T-32,C-32,StdWgt:FitAlt	T-32,C-32,W+0%;FitThr
T-32,C-32,StdWgt:FitSpd	T-32,C-32,StdWgt:FitAlt	T-32,C-32,W+0%;FitThr	T-32,C-32,W+0%;FitSpd	T-32,C-32,W+0%;FitAlt	maxCAS	MaxMtoThrustAlt			

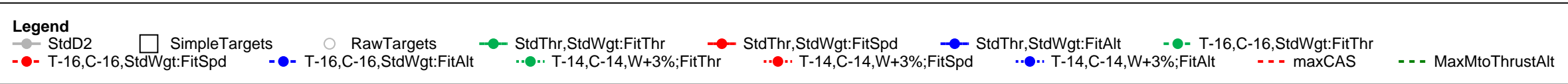
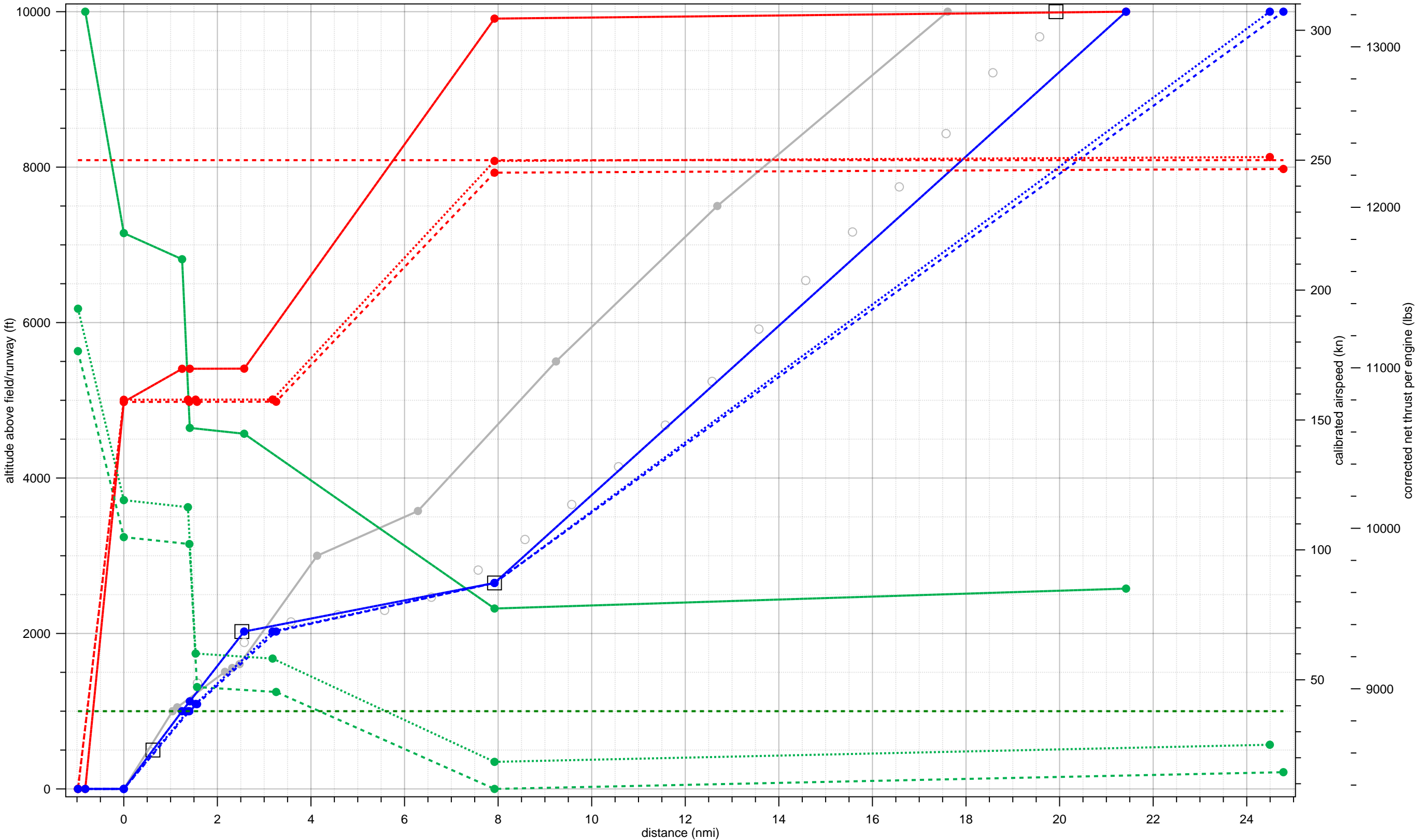
727D15 fit to 41-D-B737-LJ-2-2000-3to9-0to8 (Standard Weight = 59%)



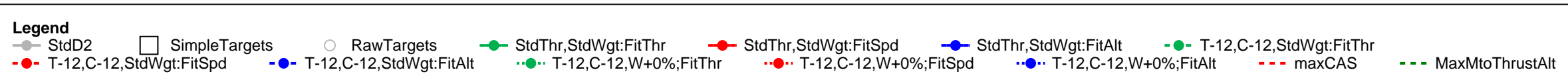
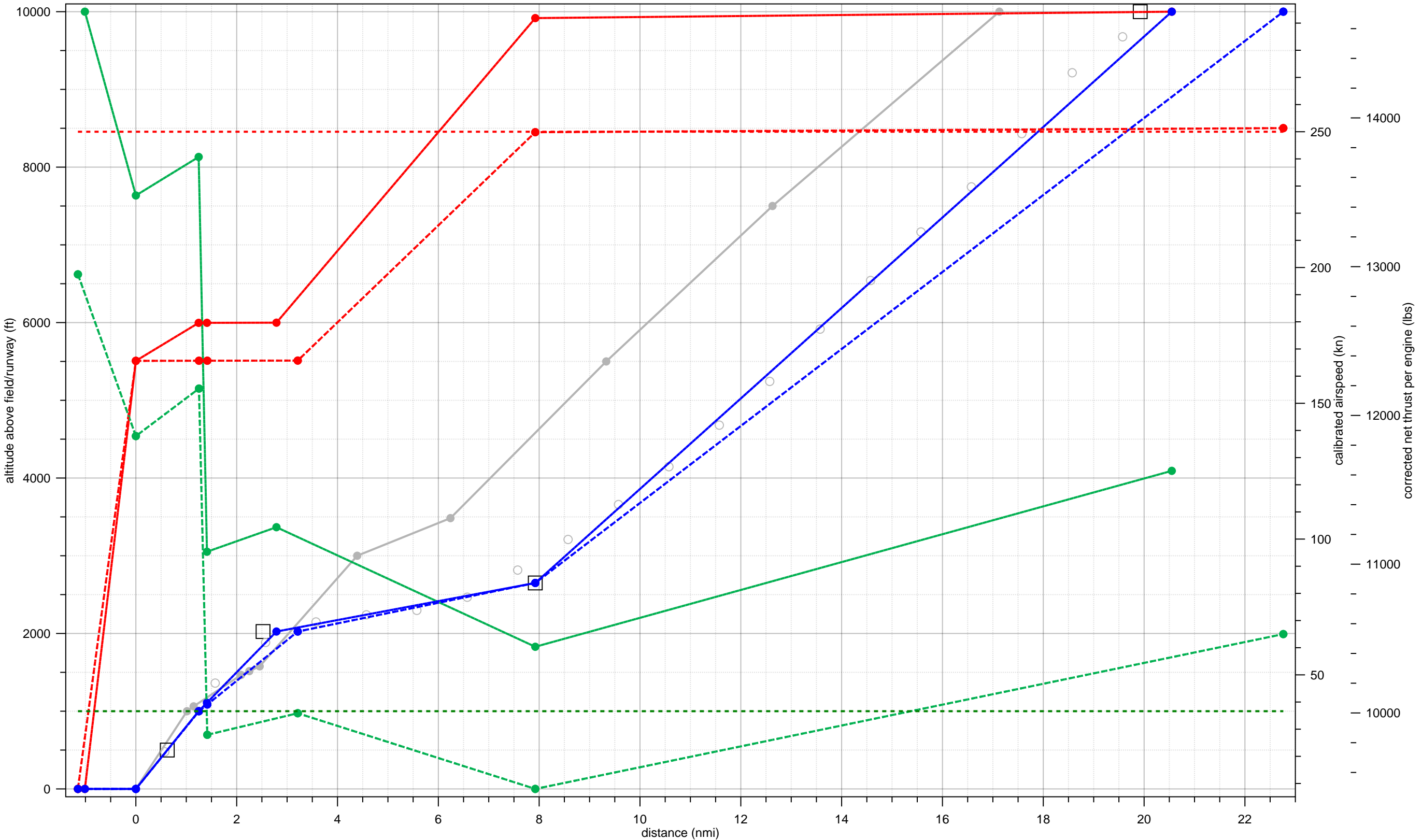
727D17 fit to 41-D-B737-LJ-2-2000-3to9-0to8 (Standard Weight = 64%)



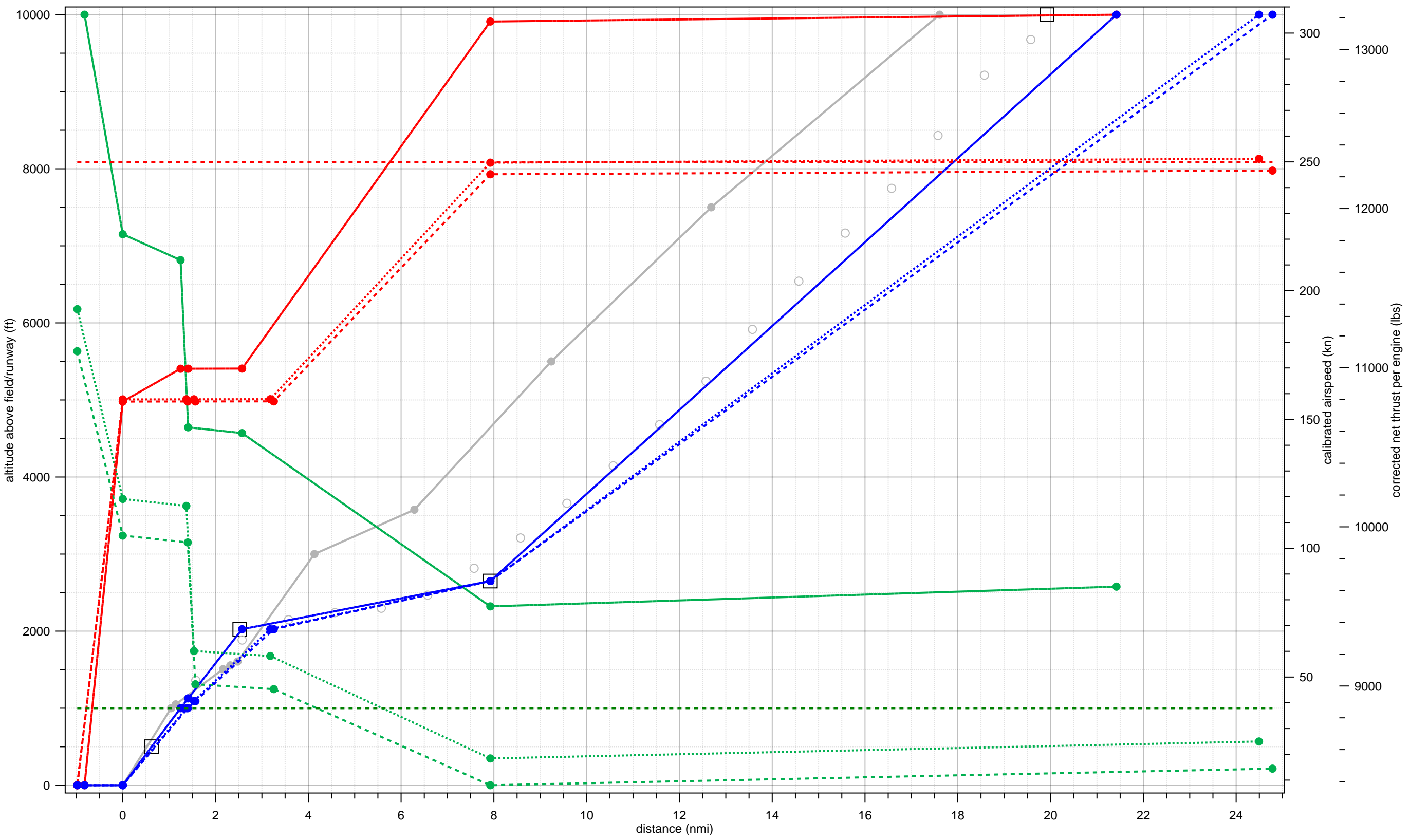
727EM1 fit to 41-D-B737-LJ-2-2000-3to9-0to8 (Standard Weight = 62%)



727EM2 fit to 41-D-B737-LJ-2-2000-3to9-0to8 (Standard Weight = 70%)

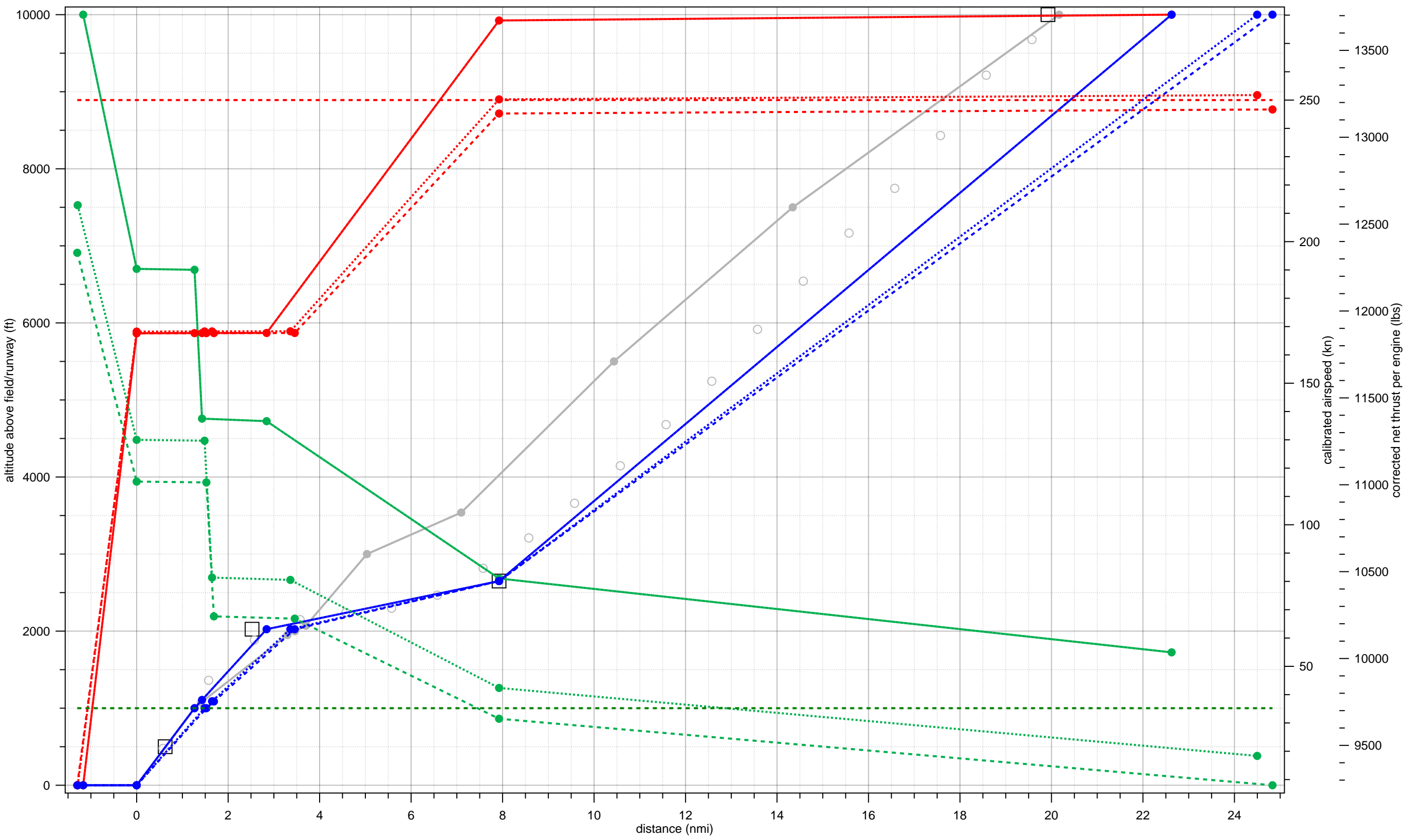


727Q7 fit to 41-D-B737-LJ-2-2000-3to9-0to8 (Standard Weight = 62%)



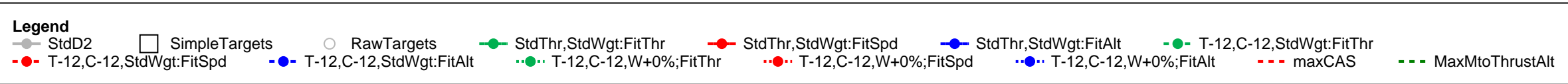
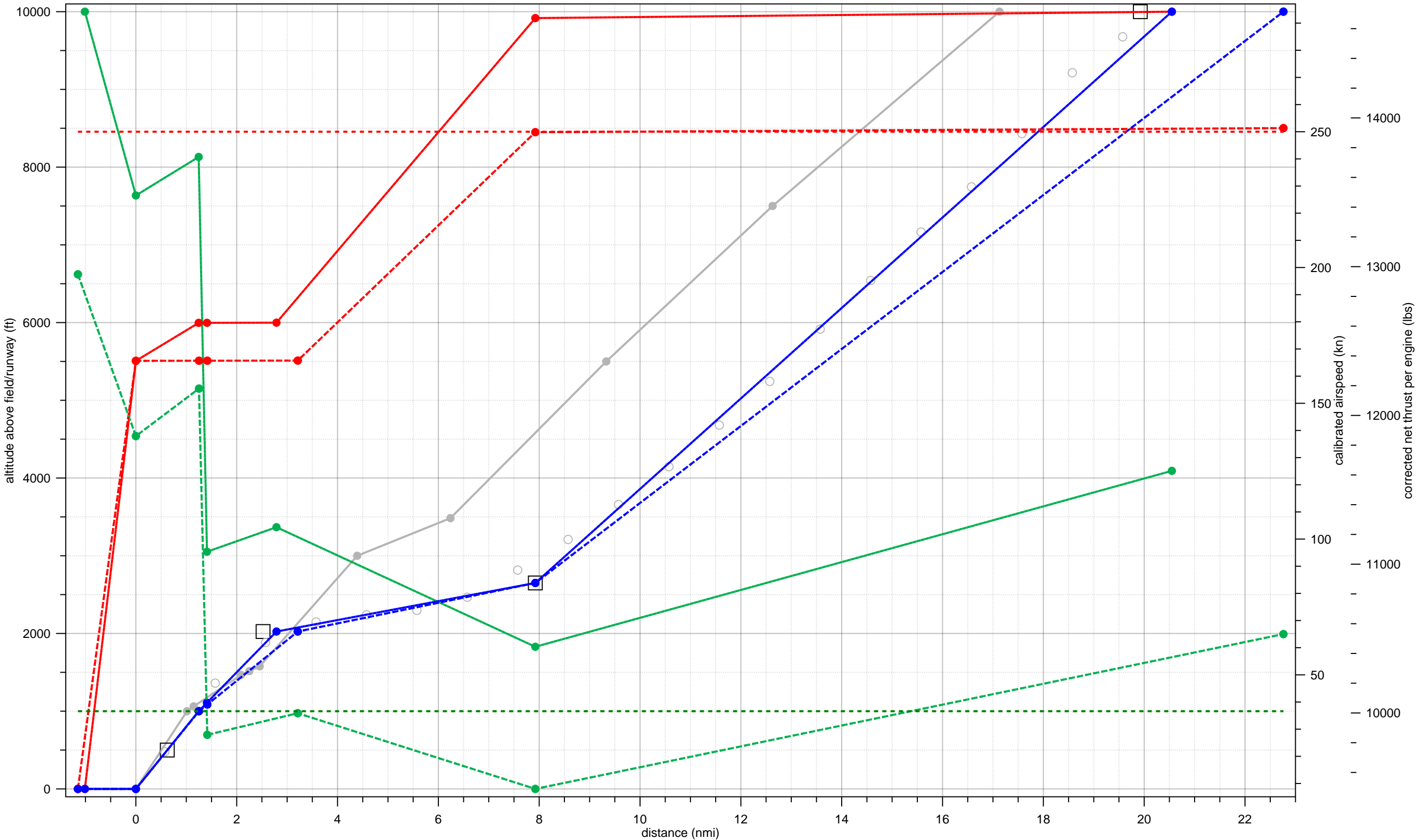
Legend											
—●— StdD2	□ SimpleTargets	○ RawTargets	—●— StdThr,StdWgt:FitThr	—●— StdThr,StdWgt:FitSpd	—●— StdThr,StdWgt:FitAlt	—●— T-16,C-16,StdWgt:FitThr	—●— T-14,C-14,W+3%;FitThr	—●— T-14,C-14,W+3%;FitSpd	—●— T-14,C-14,W+3%;FitAlt	—●— maxCAS	—●— MaxMtoThrustAlt

727Q9 fit to 41-D-B737-LJ-2-2000-3to9-0to8 (Standard Weight = 75%)

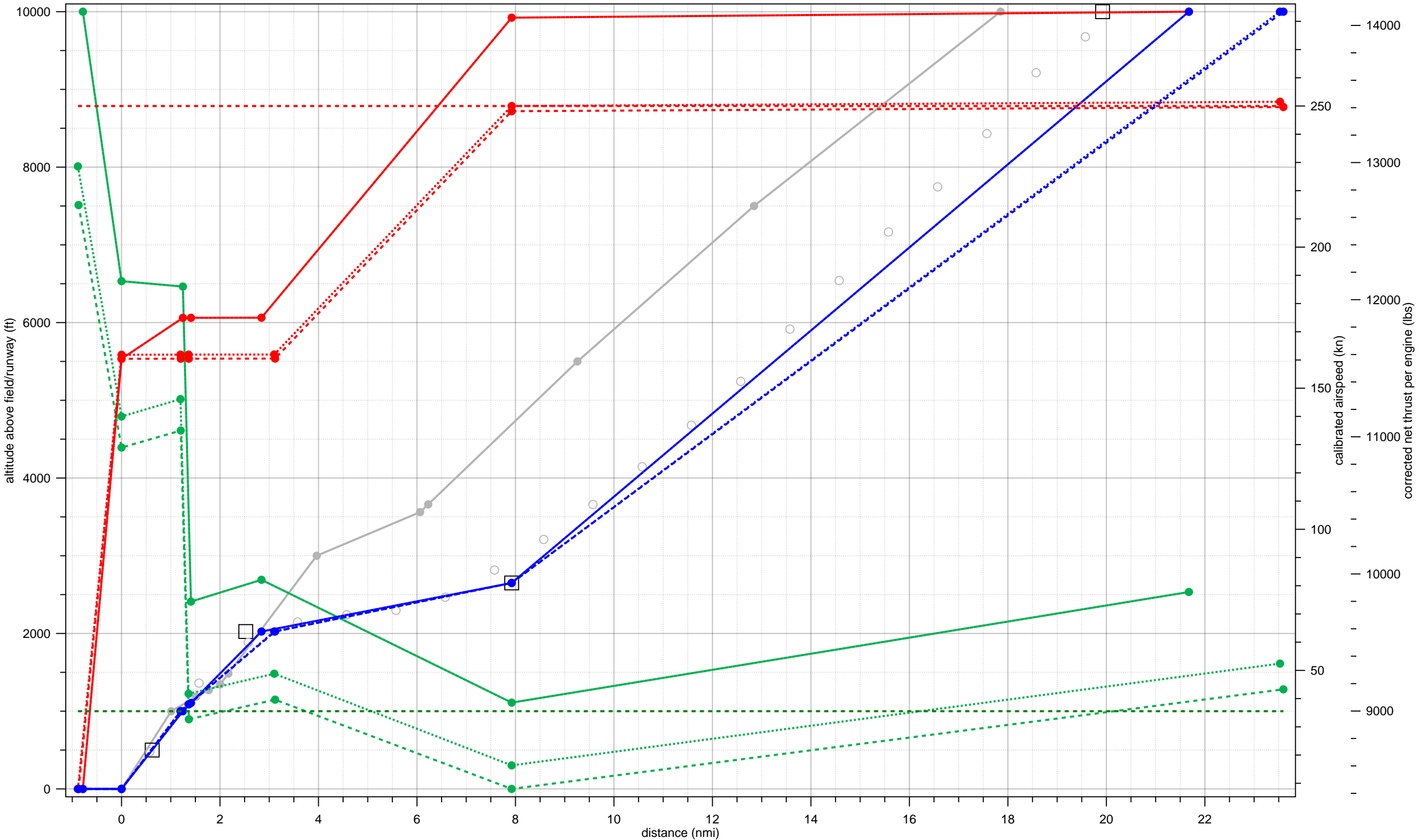


Legend									
—●— StdD2	□ SimpleTargets	○ RawTargets	—●— StdThr,StdWgt:FitThr	—●— StdThr,StdWgt:FitSpd	—●— StdThr,StdWgt:FitAlt	—●— T-10,C-10,StdWgt:FitThr			
-●- T-10,C-10,StdWgt:FitSpd	-●- T-10,C-10,StdWgt:FitAlt	-●- T-08,C-08,W+2%;FitThr	-●- T-08,C-08,W+2%;FitSpd	-●- T-08,C-08,W+2%;FitAlt	- - - maxCAS	- - - MaxMtoThrustAlt			

727Q15 fit to 41-D-B737-LJ-2-2000-3to9-0to8 (Standard Weight = 59%)

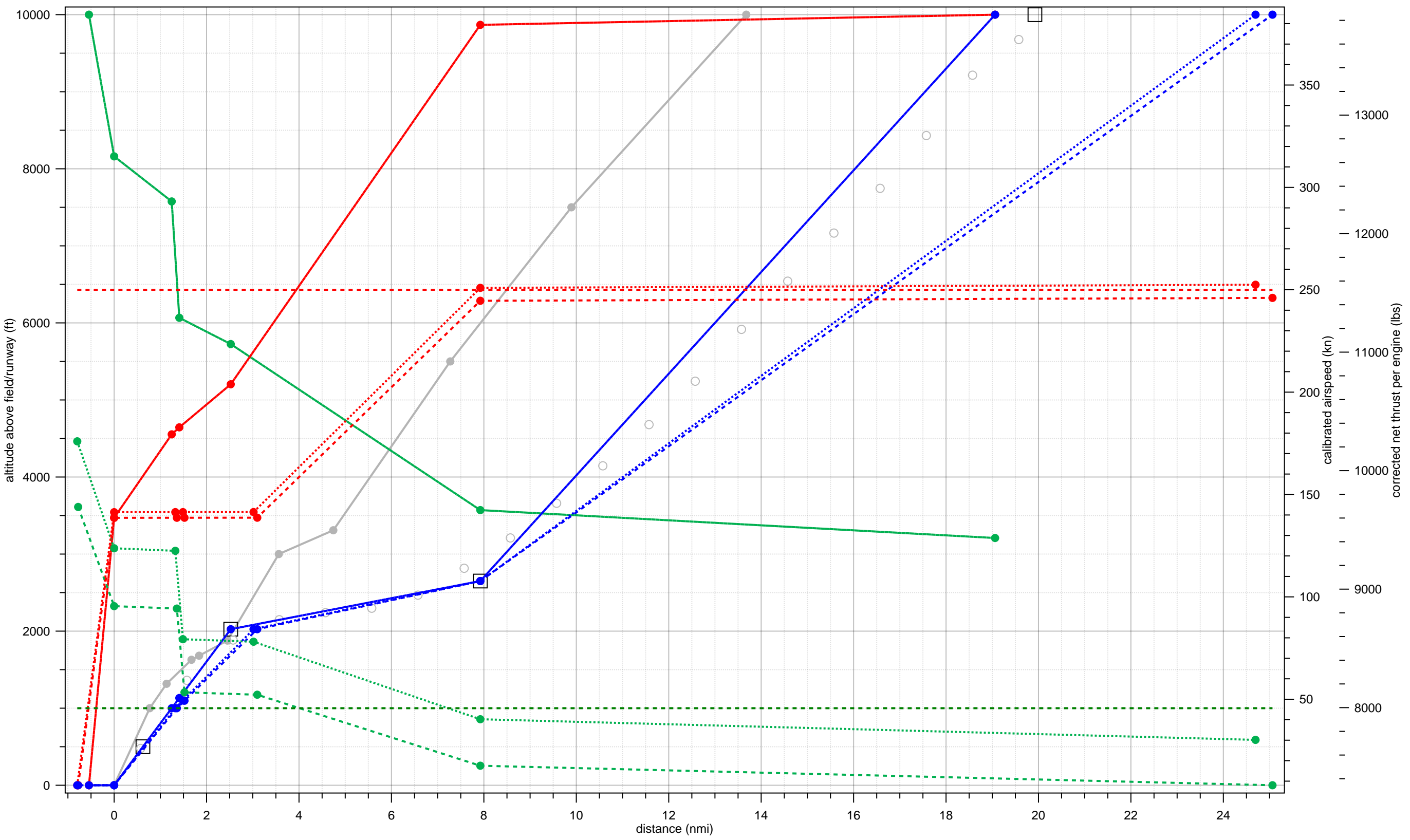


727QF fit to 41-D-B737-LJ-2-2000-3to9-0to8 (Standard Weight = 62%)



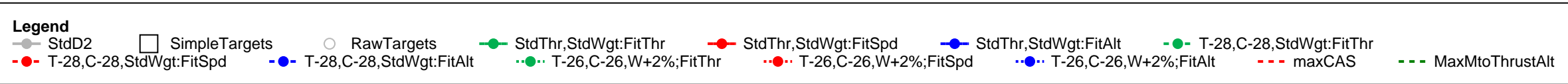
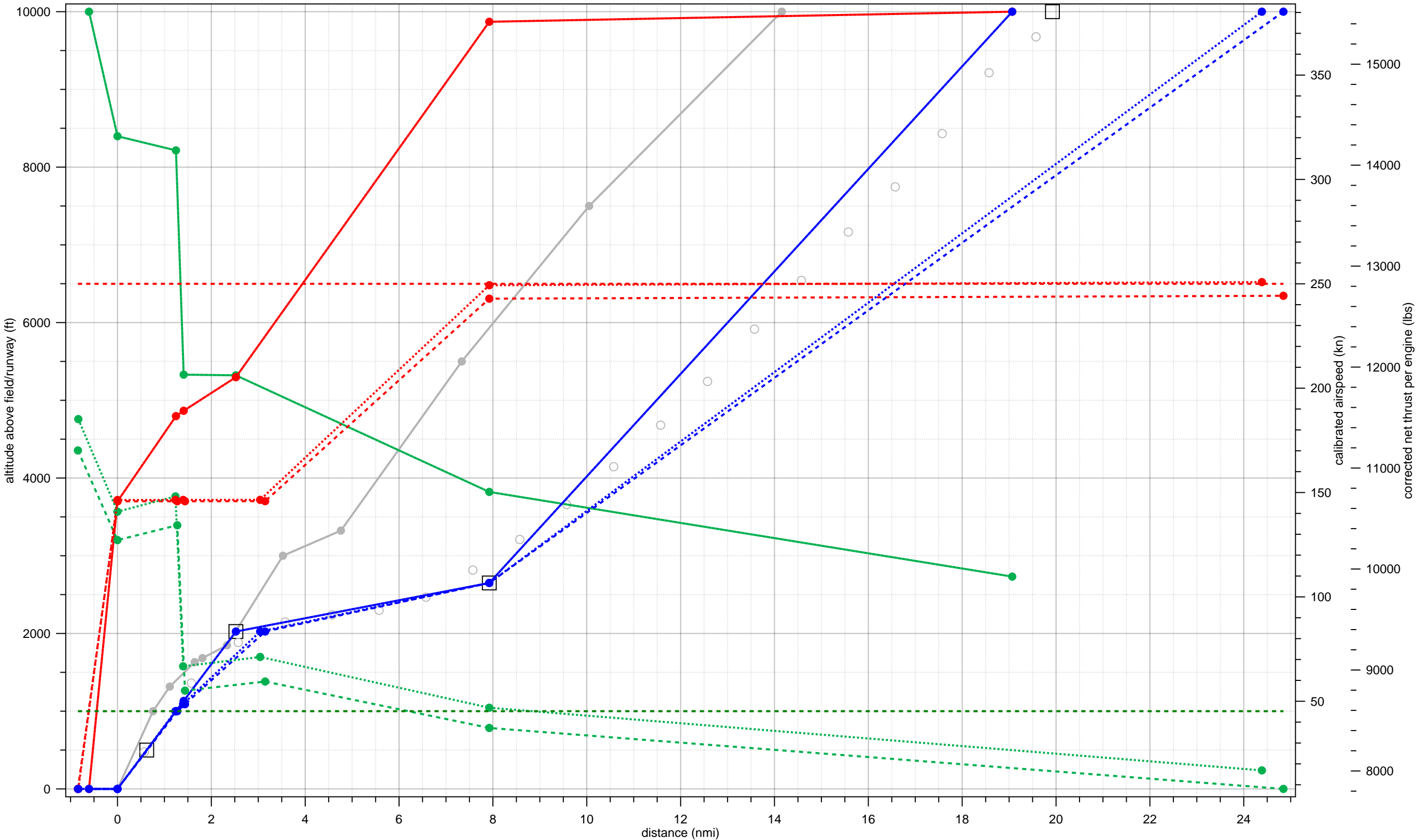
Legend									
—●— StdD2	□ SimpleTargets	○ RawTargets	—●— StdThr,StdWgt:FitThr	—●— StdThr,StdWgt:FitSpd	—●— StdThr,StdWgt:FitAlt	—●— T-10,C-10,StdWgt:FitThr	—●— T-10,C-10,StdWgt:FitSpd	—●— T-10,C-10,StdWgt:FitAlt	—●— T-08,C-08,W+4%;FitThr
- - -●- - - T-10,C-10,StdWgt:FitSpd	- - -●- - - T-10,C-10,StdWgt:FitAlt	- - -●- - - T-08,C-08,W+4%;FitThr	- - -●- - - T-08,C-08,W+4%;FitSpd	- - -●- - - T-08,C-08,W+4%;FitAlt	- - - - - maxCAS	- - - - - MaxMtoThrustAlt			

737 fit to 41-D-B737-LJ-2-2000-3to9-0to8 (Standard Weight = 51%)

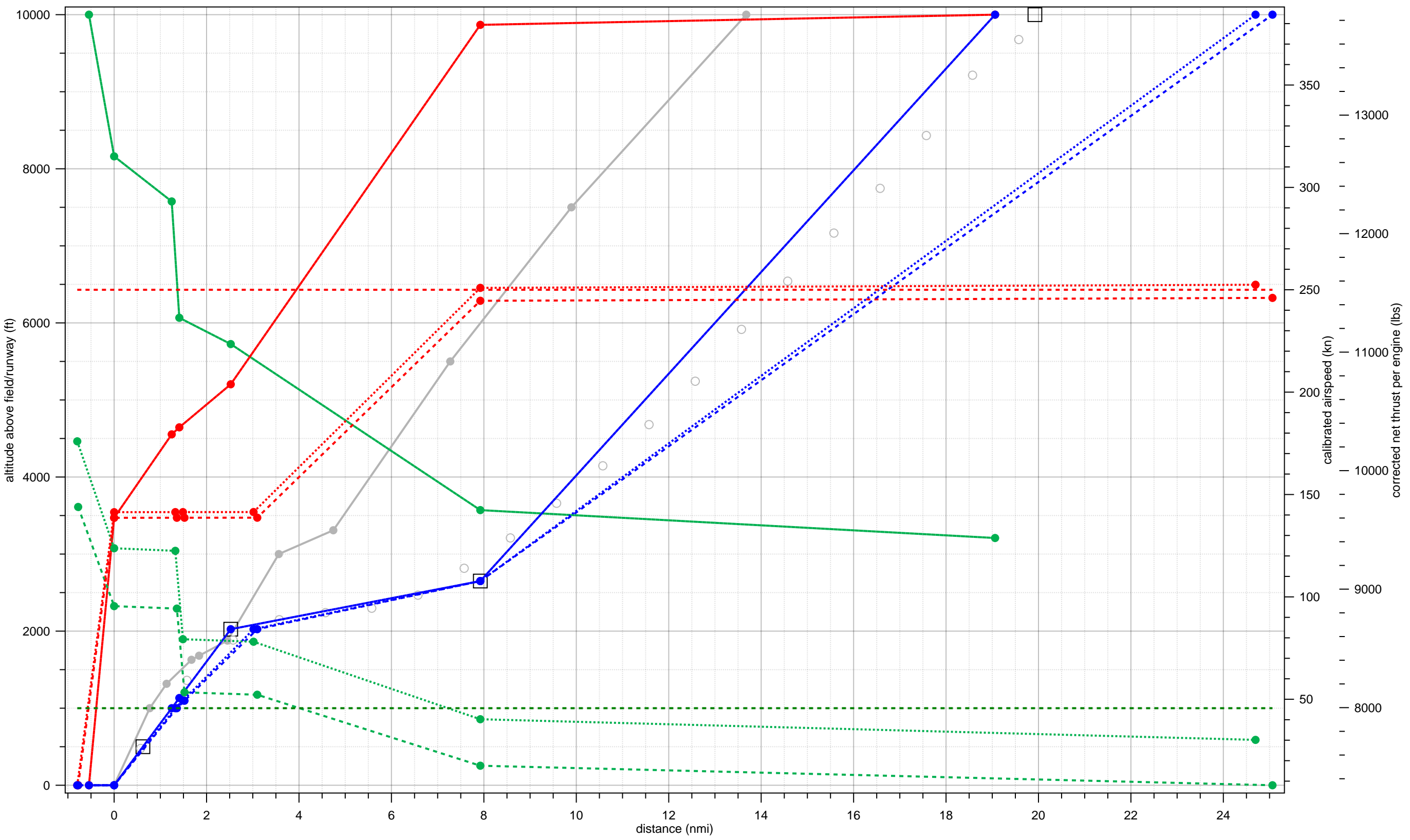


Legend											
—●— StdD2	□ SimpleTargets	○ RawTargets	—●— StdThr, StdWgt: FitThr	—●— StdThr, StdWgt: FitSpd	—●— StdThr, StdWgt: FitAlt	—●— T-30, C-30, StdWgt: FitThr	—●— T-26, C-26, W+7%; FitThr	—●— T-26, C-26, W+7%; FitSpd	—●— T-26, C-26, W+7%; FitAlt	— — maxCAS	— — MaxMtoThrustAlt

737D17 fit to 41-D-B737-LJ-2-2000-3to9-0to8 (Standard Weight = 55%)

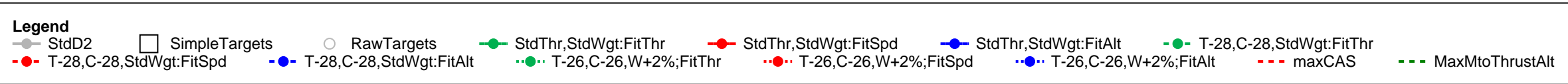
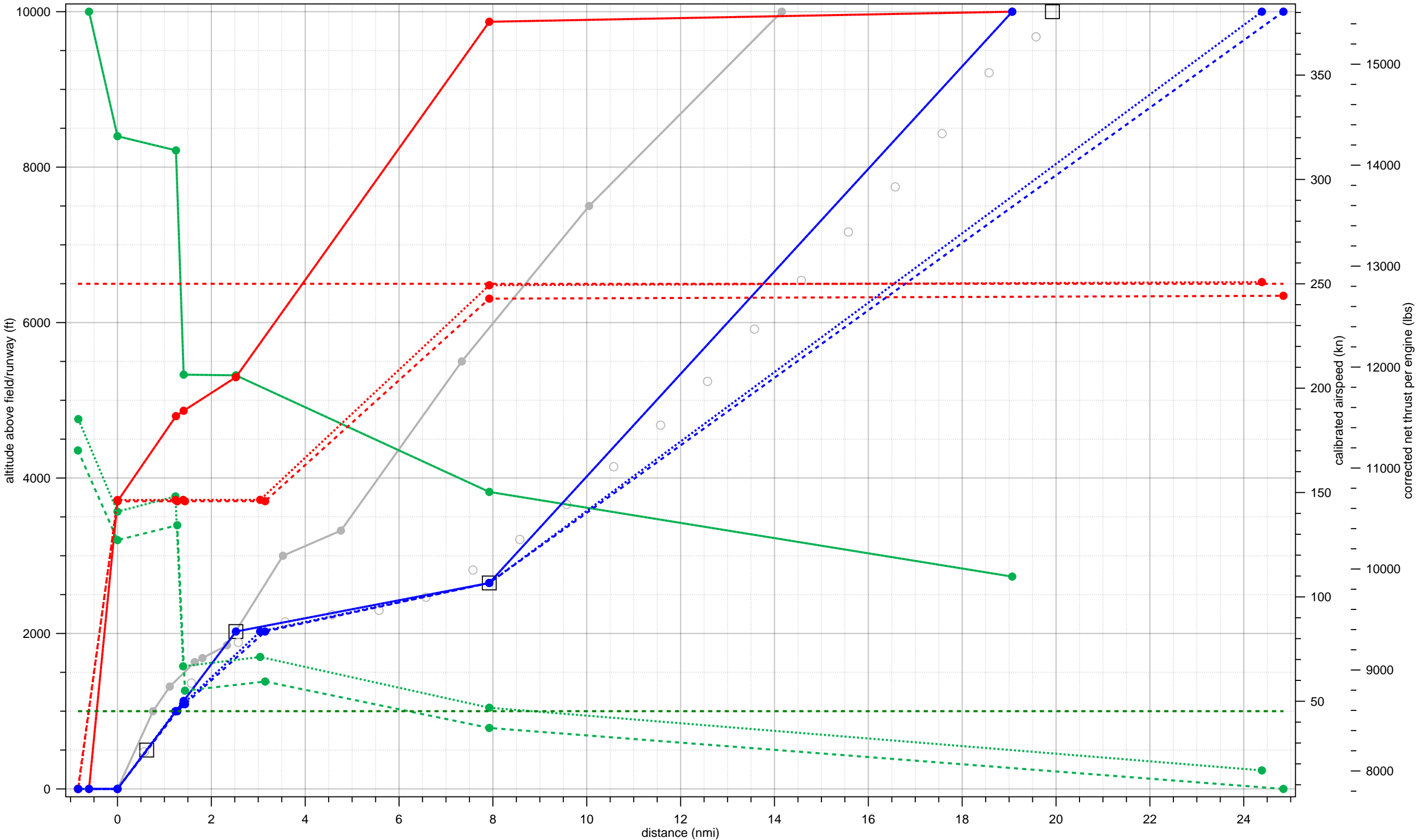


737N9 fit to 41-D-B737-LJ-2-2000-3to9-0to8 (Standard Weight = 51%)

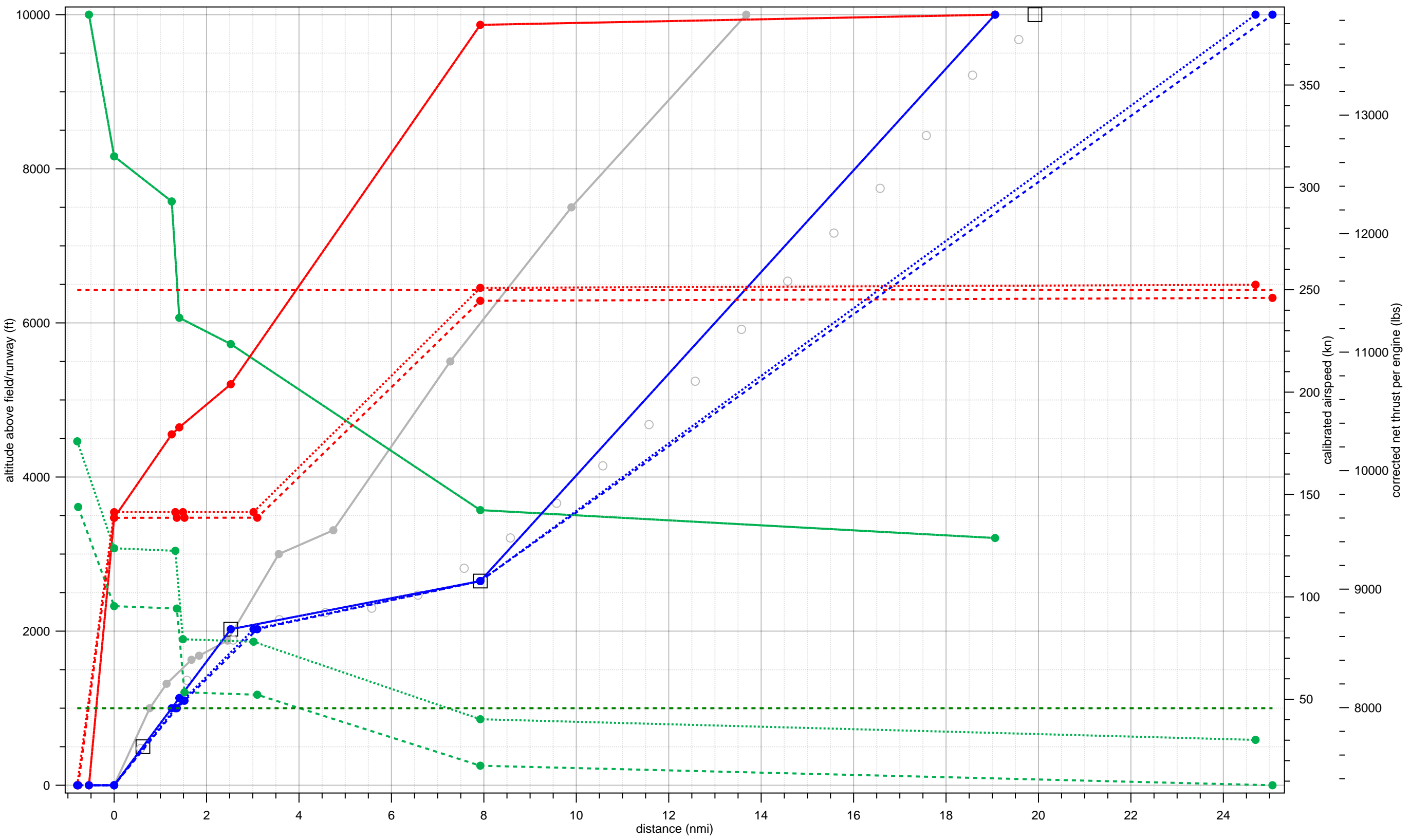


Legend													
—●— StdD2	□ SimpleTargets	○ RawTargets	—●— StdThr,StdWgt:FitThr	—●— StdThr,StdWgt:FitSpd	—●— StdThr,StdWgt:FitAlt	—●— T-30,C-30,StdWgt:FitThr	—●— T-30,C-30,StdWgt:FitSpd	—●— T-30,C-30,StdWgt:FitAlt	—●— T-26,C-26,W+7%;FitThr	—●— T-26,C-26,W+7%;FitSpd	—●— T-26,C-26,W+7%;FitAlt	—●— maxCAS	—●— MaxMtoThrustAlt

737N17 fit to 41-D-B737-LJ-2-2000-3to9-0to8 (Standard Weight = 55%)



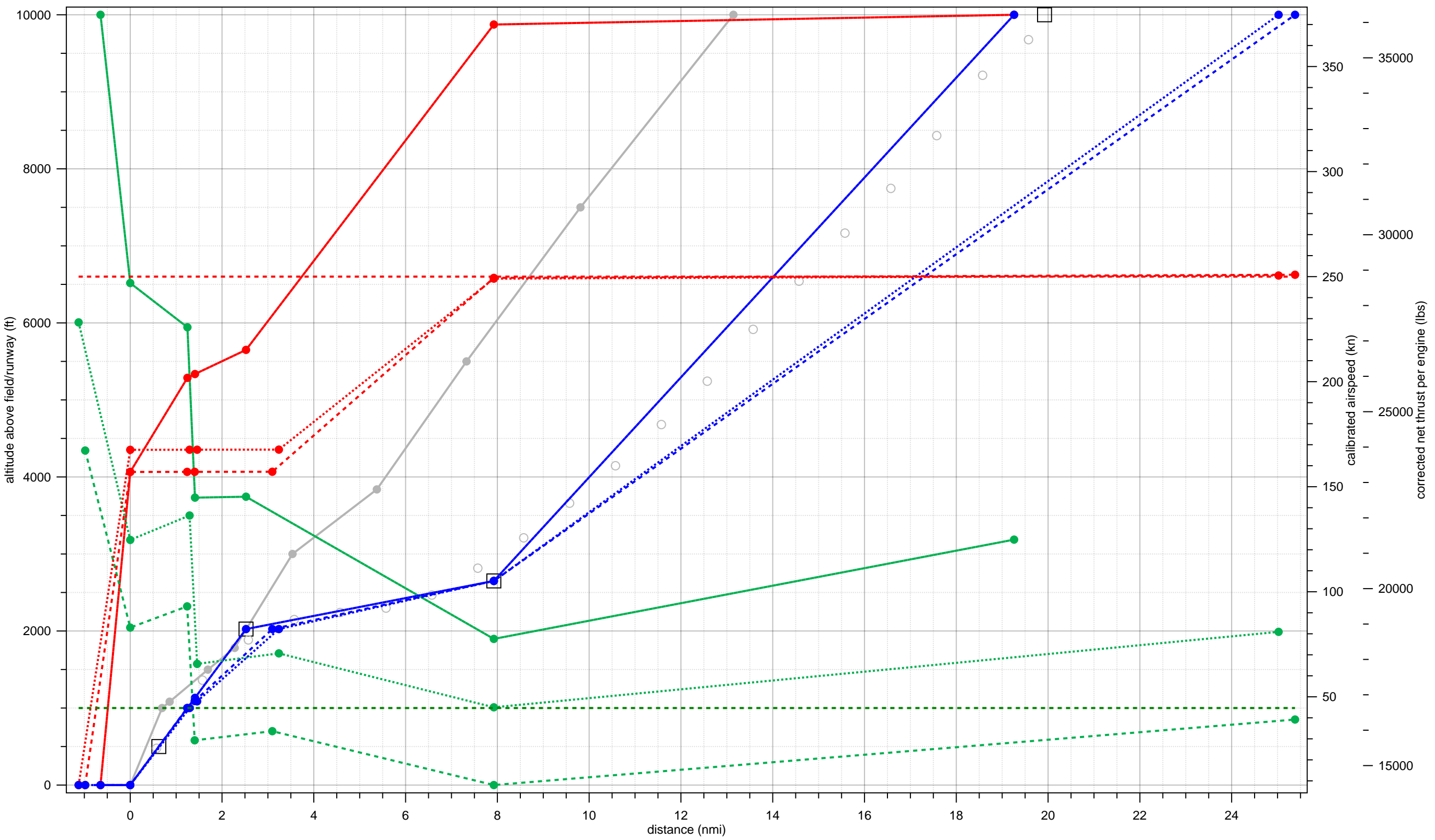
737QN fit to 41-D-B737-LJ-2-2000-3to9-0to8 (Standard Weight = 51%)



Legend

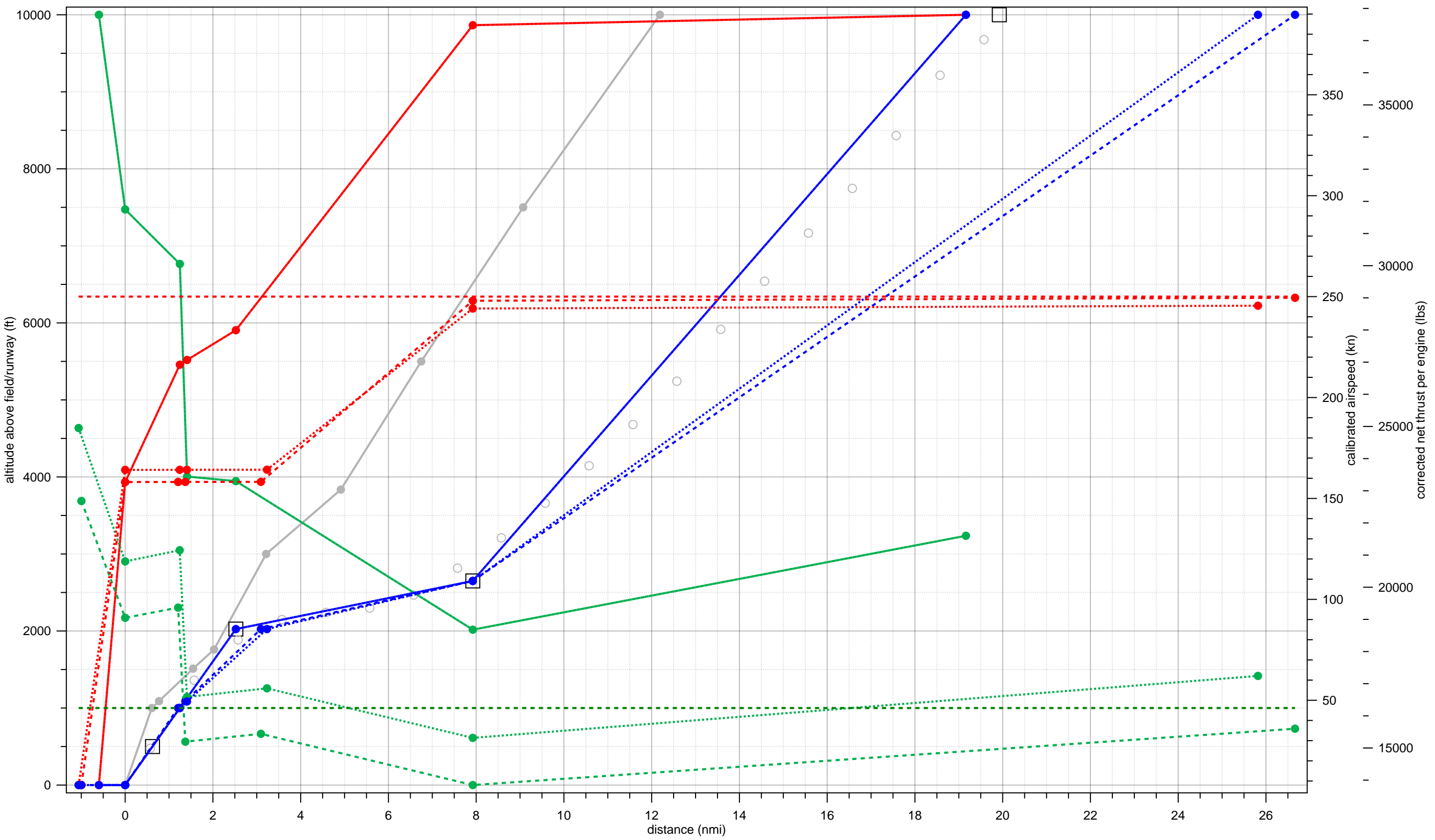
- StdD2 (Grey line with circles)
- SimpleTargets (White square)
- RawTargets (Open circle)
- StdThr,StdWgt:FitThr (Green line with circles)
- StdThr,StdWgt:FitSpd (Red line with circles)
- StdThr,StdWgt:FitAlt (Blue line with circles)
- T-30,C-30,StdWgt:FitThr (Dotted green line with circles)
- T-26,C-26,W+7%;FitThr (Dotted green line with circles)
- MaxMtoThrustAlt (Dashed green line)
- T-30,C-30,StdWgt:FitSpd (Dotted red line with circles)
- T-26,C-26,W+7%;FitSpd (Dotted red line with circles)
- maxCAS (Dashed red line)
- T-30,C-30,StdWgt:FitAlt (Dotted blue line with circles)
- T-26,C-26,W+7%;FitAlt (Dotted blue line with circles)

757PW fit to 41-D-B737-LJ-2-2000-3to9-0to8 (Standard Weight = 50%)



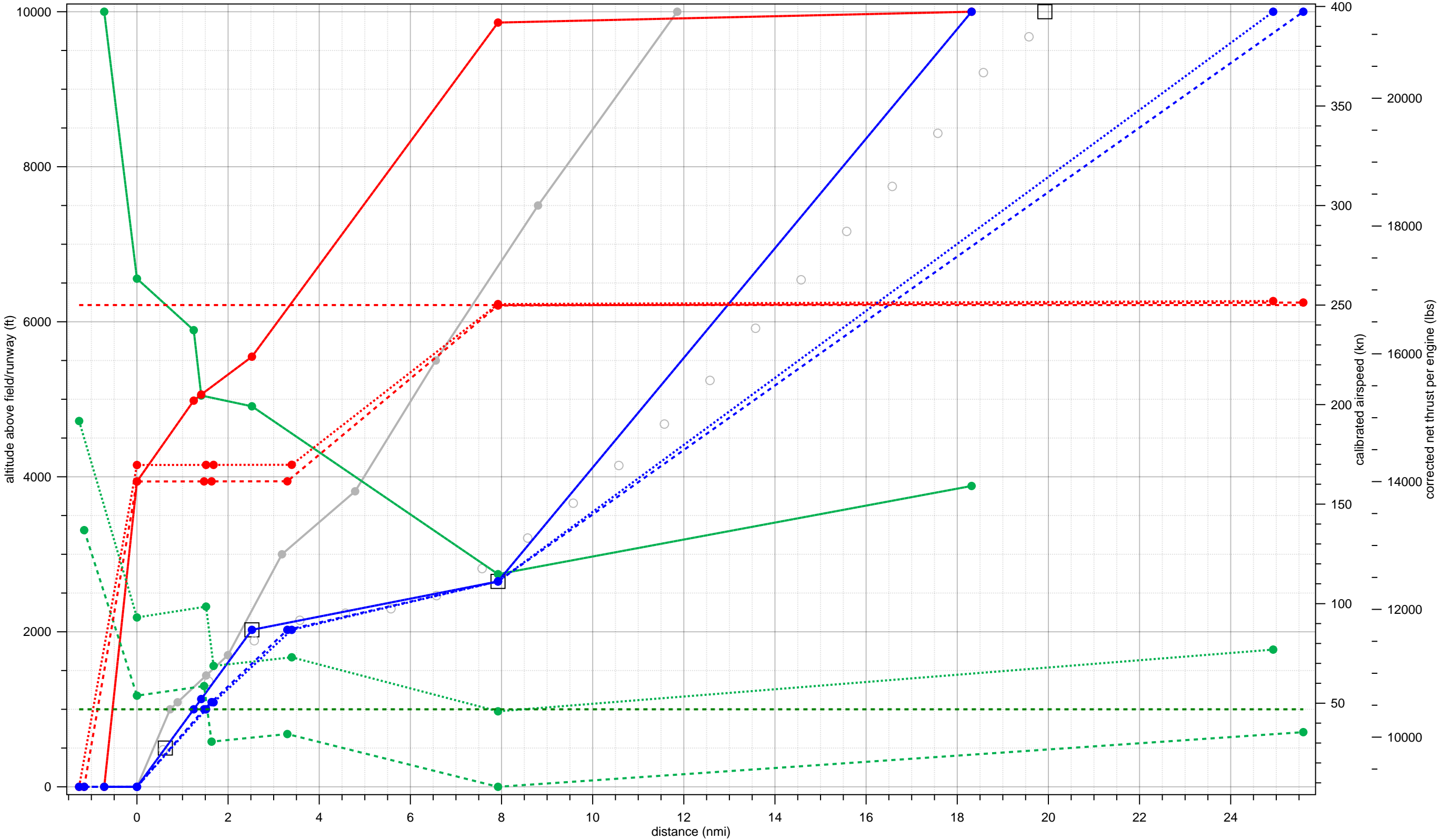
Legend							
StdD2	SimpleTargets	RawTargets	StdThr,StdWgt:FitThr	StdThr,StdWgt:FitSpd	StdThr,StdWgt:FitAlt	T-34,C-34,StdWgt:FitThr	T-24,C-24,W+21%;FitThr
T-34,C-34,StdWgt:FitSpd	T-34,C-34,StdWgt:FitAlt	T-24,C-24,W+21%;FitThr	T-24,C-24,W+21%;FitSpd	T-24,C-24,W+21%;FitAlt	maxCAS	MaxMtoThrustAlt	

757RR fit to 41-D-B737-LJ-2-2000-3to9-0to8 (Standard Weight = 51%)



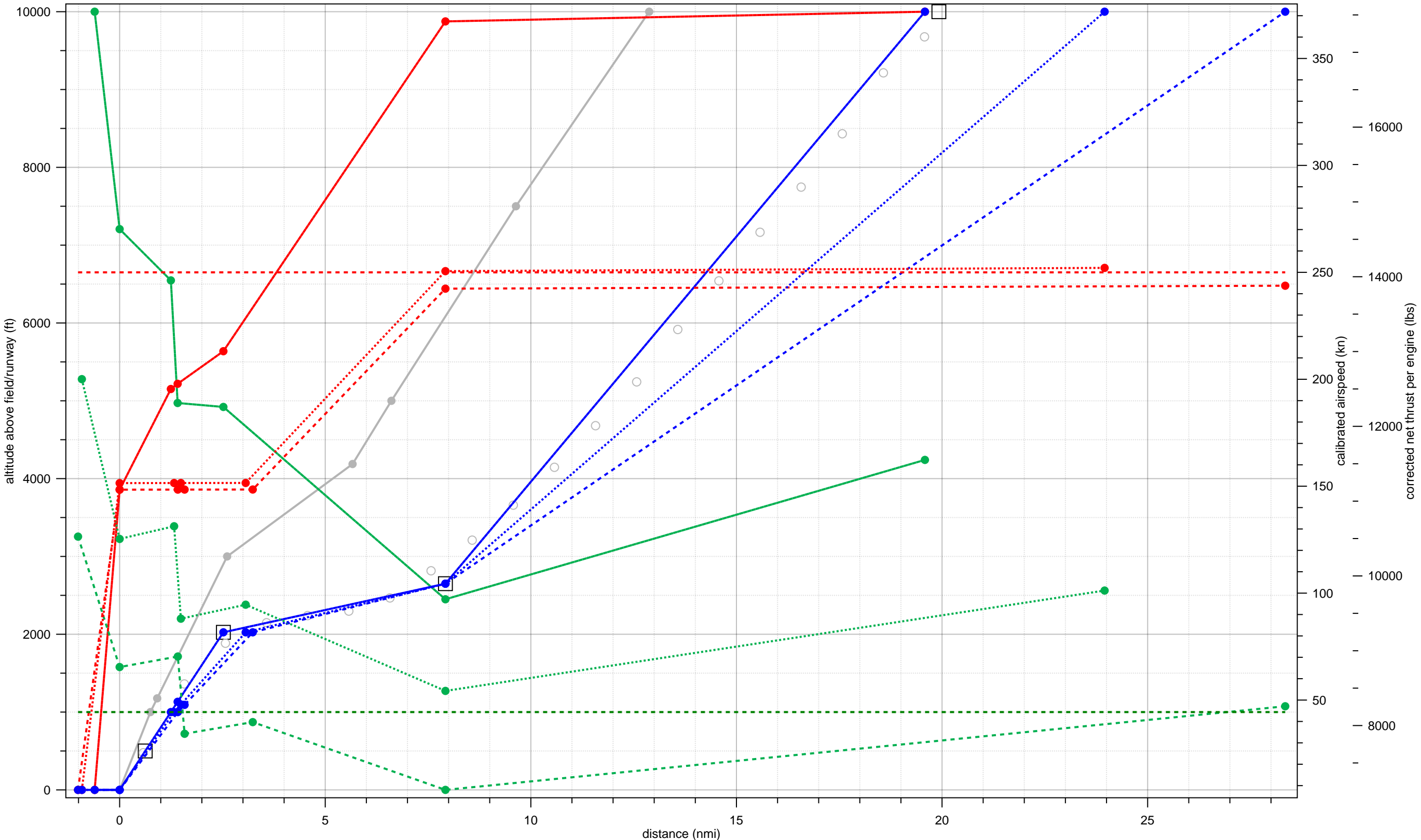
Legend							
—●— StdD2	□ SimpleTargets	○ RawTargets	—●— StdThr,StdWgt:FitThr	—●— StdThr,StdWgt:FitSpd	—●— StdThr,StdWgt:FitAlt	—●— T-40,C-40,StdWgt:FitThr	
—●— T-40,C-40,StdWgt:FitSpd	—●— T-40,C-40,StdWgt:FitAlt	—●— T-34,C-34,W+12%;FitThr	—●— T-34,C-34,W+12%;FitSpd	—●— T-34,C-34,W+12%;FitAlt	—●— maxCAS		
— — MaxMtoThrustAlt							

7373B2 fit to 41-D-B737-LJ-2-2000-3to9-0to8 (Standard Weight = 62%)



Legend							
—●— StdD2	□ SimpleTargets	○ RawTargets	—●— StdThr,StdWgt:FitThr	—●— StdThr,StdWgt:FitSpd	—●— StdThr,StdWgt:FitAlt	—●— T-38,C-38,StdWgt:FitThr	
—●— T-38,C-38,StdWgt:FitSpd	—●— T-38,C-38,StdWgt:FitAlt	—●— T-30,C-30,W+18%;FitThr	—●— T-30,C-30,W+18%;FitSpd	—●— T-30,C-30,W+18%;FitAlt	—●— maxCAS		
—●— MaxMtoThrustAlt							

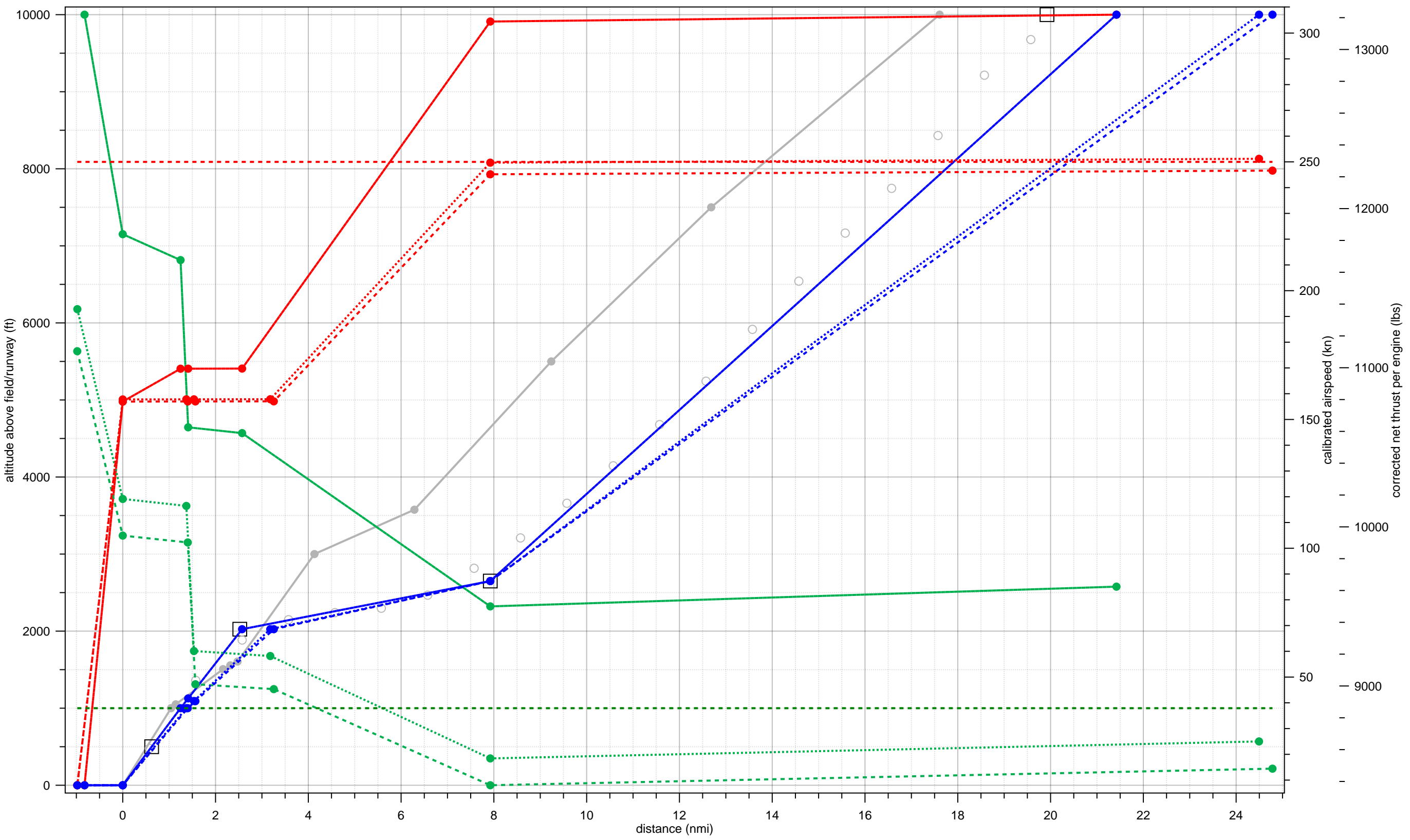
717200 fit to 41-D-B737-LJ-2-2000-3to9-0to8 (Standard Weight = 60%)



Legend

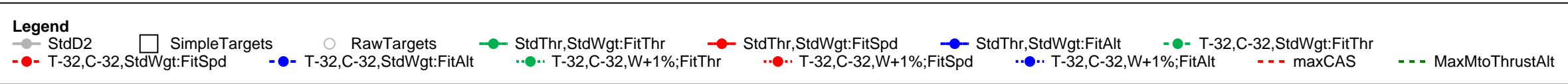
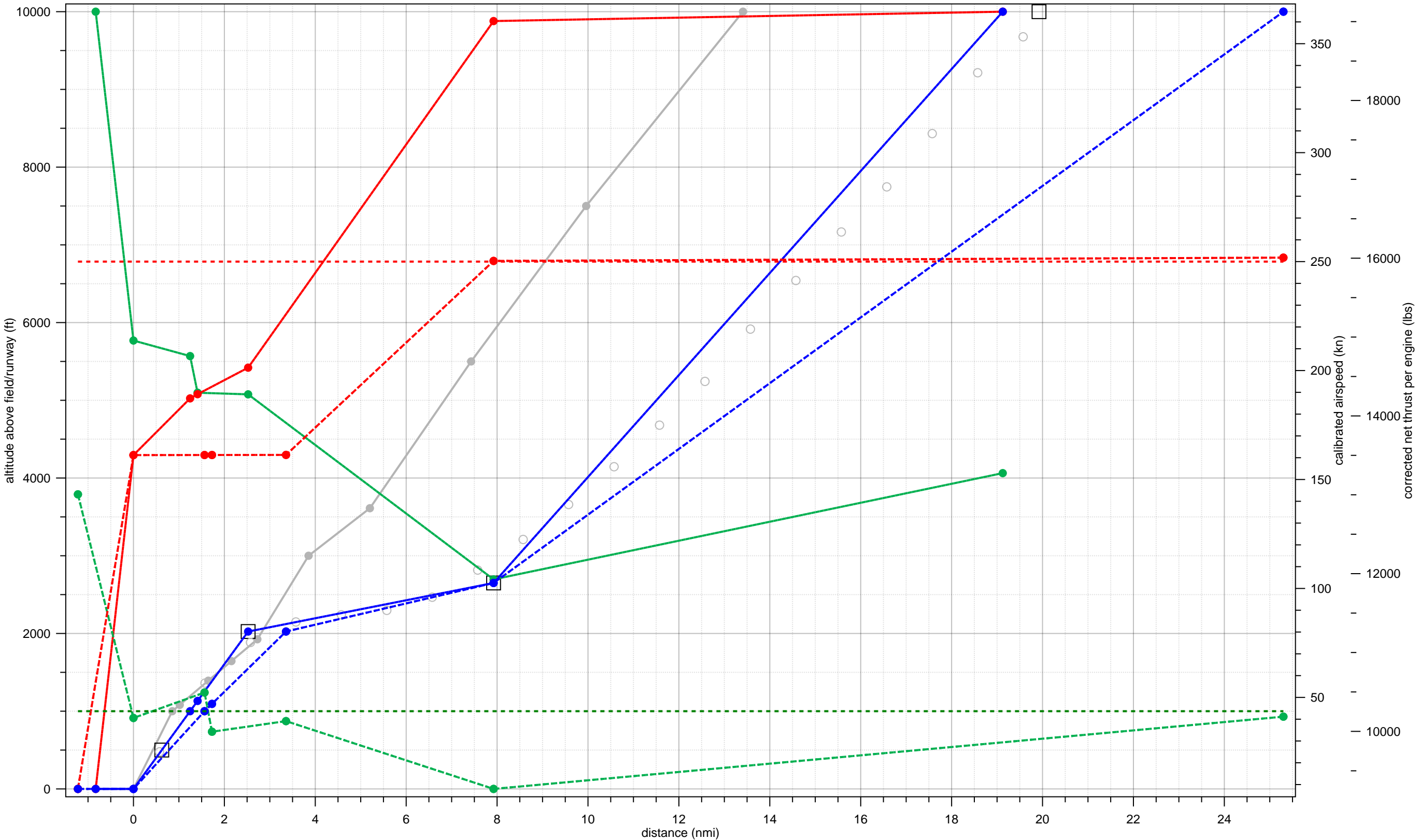
- StdD2 (Grey solid line with circles)
- SimpleTargets (White square)
- RawTargets (White circle)
- StdThr,StdWgt:FitThr (Green solid line with circles)
- StdThr,StdWgt:FitSpd (Red solid line with circles)
- StdThr,StdWgt:FitAlt (Blue solid line with circles)
- T-40,C-40,StdWgt:FitThr (Green dotted line with circles)
- T-28,C-28,W+8%;FitThr (Green dotted line with circles)
- MaxMtoThrustAlt (Green dashed line)
- T-40,C-40,StdWgt:FitSpd (Red dotted line with circles)
- T-40,C-40,StdWgt:FitAlt (Blue dotted line with circles)
- T-28,C-28,W+8%;FitSpd (Red dotted line with circles)
- T-28,C-28,W+8%;FitAlt (Blue dotted line with circles)
- maxCAS (Red dashed line)

727100 fit to 41-D-B737-LJ-2-2000-3to9-0to8 (Standard Weight = 62%)

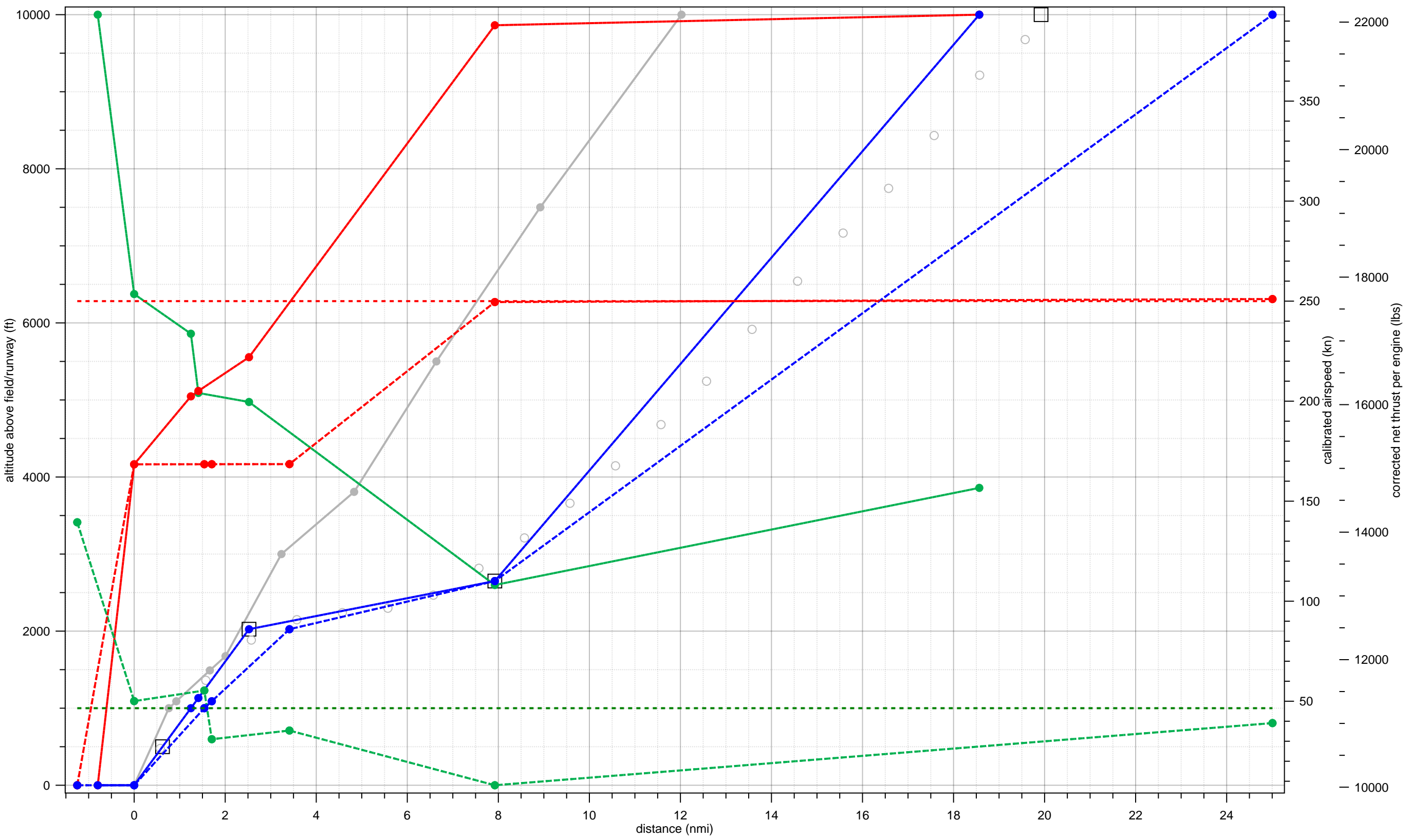


Legend													
StdD2	SimpleTargets	RawTargets	StdThr,StdWgt:FitThr	StdThr,StdWgt:FitSpd	StdThr,StdWgt:FitAlt	T-16,C-16,StdWgt:FitThr	T-14,C-14,W+3%;FitThr	T-16,C-16,StdWgt:FitSpd	T-14,C-14,W+3%;FitSpd	T-16,C-16,StdWgt:FitAlt	T-14,C-14,W+3%;FitAlt	maxCAS	MaxMtoThrustAlt

737300 fit to 41-D-B737-LJ-2-2000-3to9-0to8 (Standard Weight = 67%)

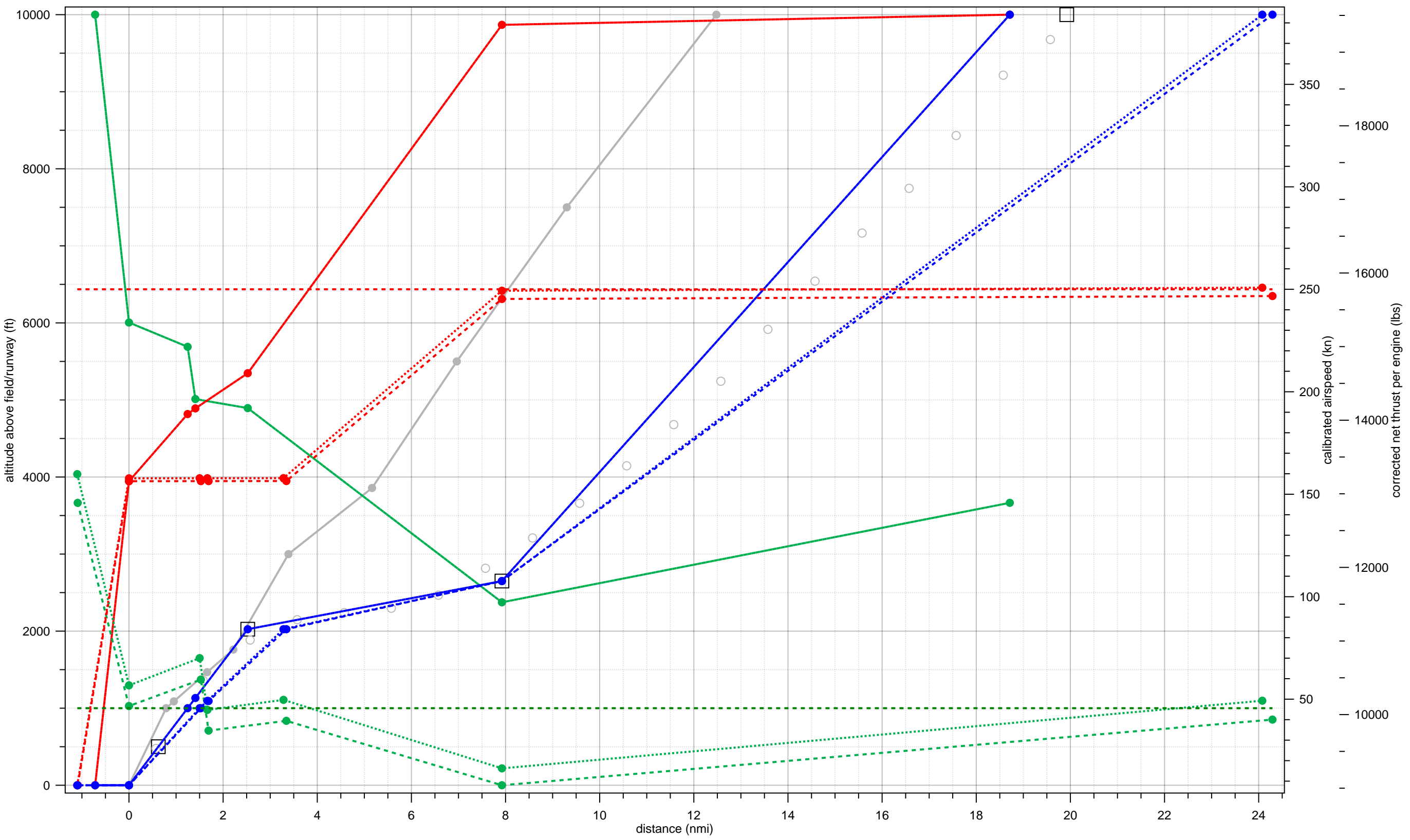


737400 fit to 41-D-B737-LJ-2-2000-3to9-0to8 (Standard Weight = 61%)



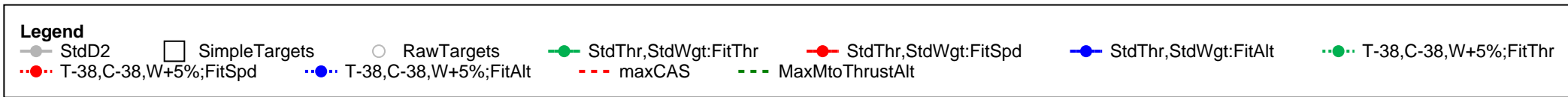
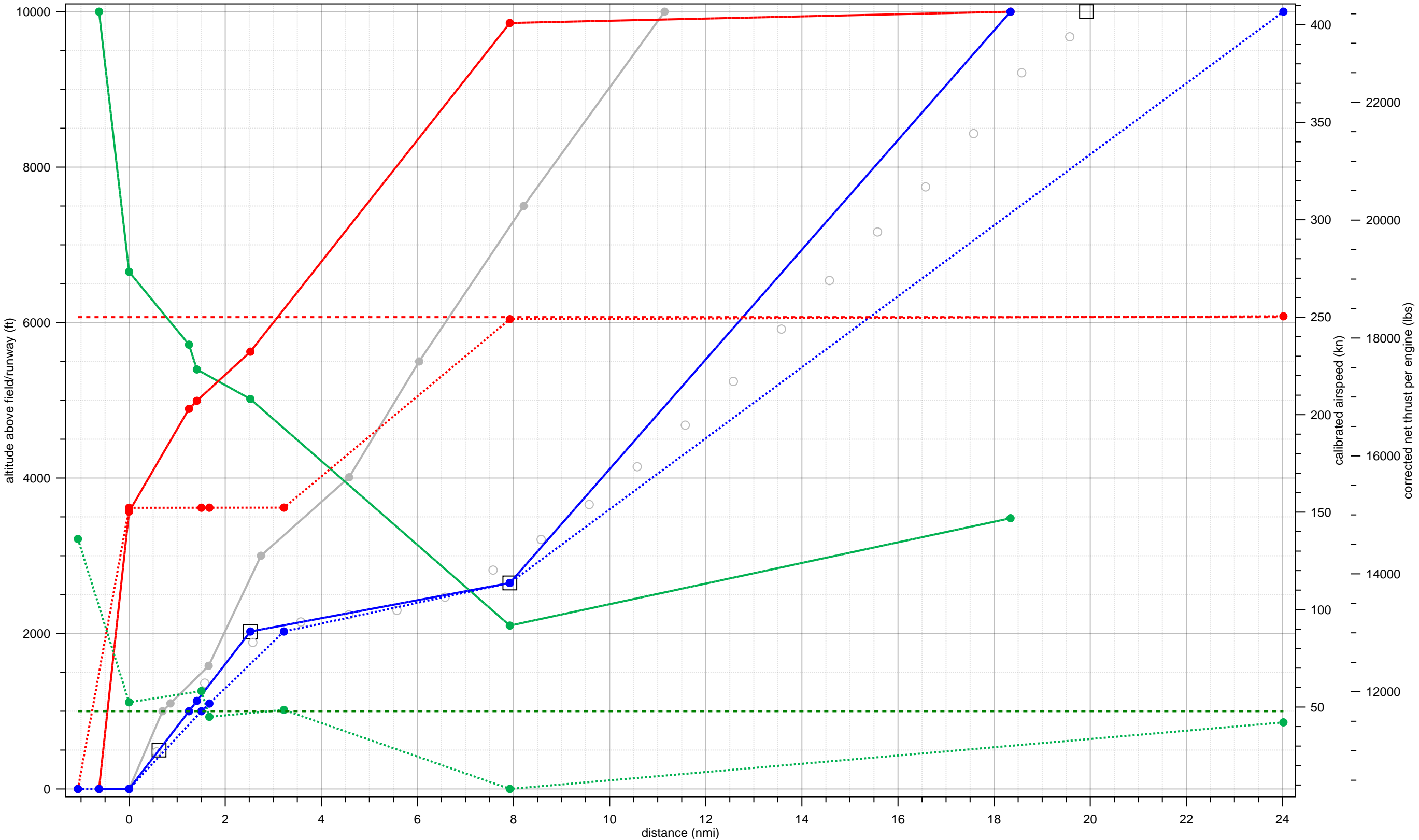
Legend												
—●— StdD2	□ SimpleTargets	○ RawTargets	—●— StdThr,StdWgt:FitThr	—●— StdThr,StdWgt:FitSpd	—●— StdThr,StdWgt:FitAlt	—●— T-36,C-36,StdWgt:FitThr	—●— T-36,C-36,StdWgt:FitAlt	—●— T-36,C-36,W+1%;FitThr	—●— T-36,C-36,W+1%;FitSpd	—●— T-36,C-36,W+1%;FitAlt	—●— maxCAS	—●— MaxMtoThrustAlt

737500 fit to 41-D-B737-LJ-2-2000-3to9-0to8 (Standard Weight = 61%)

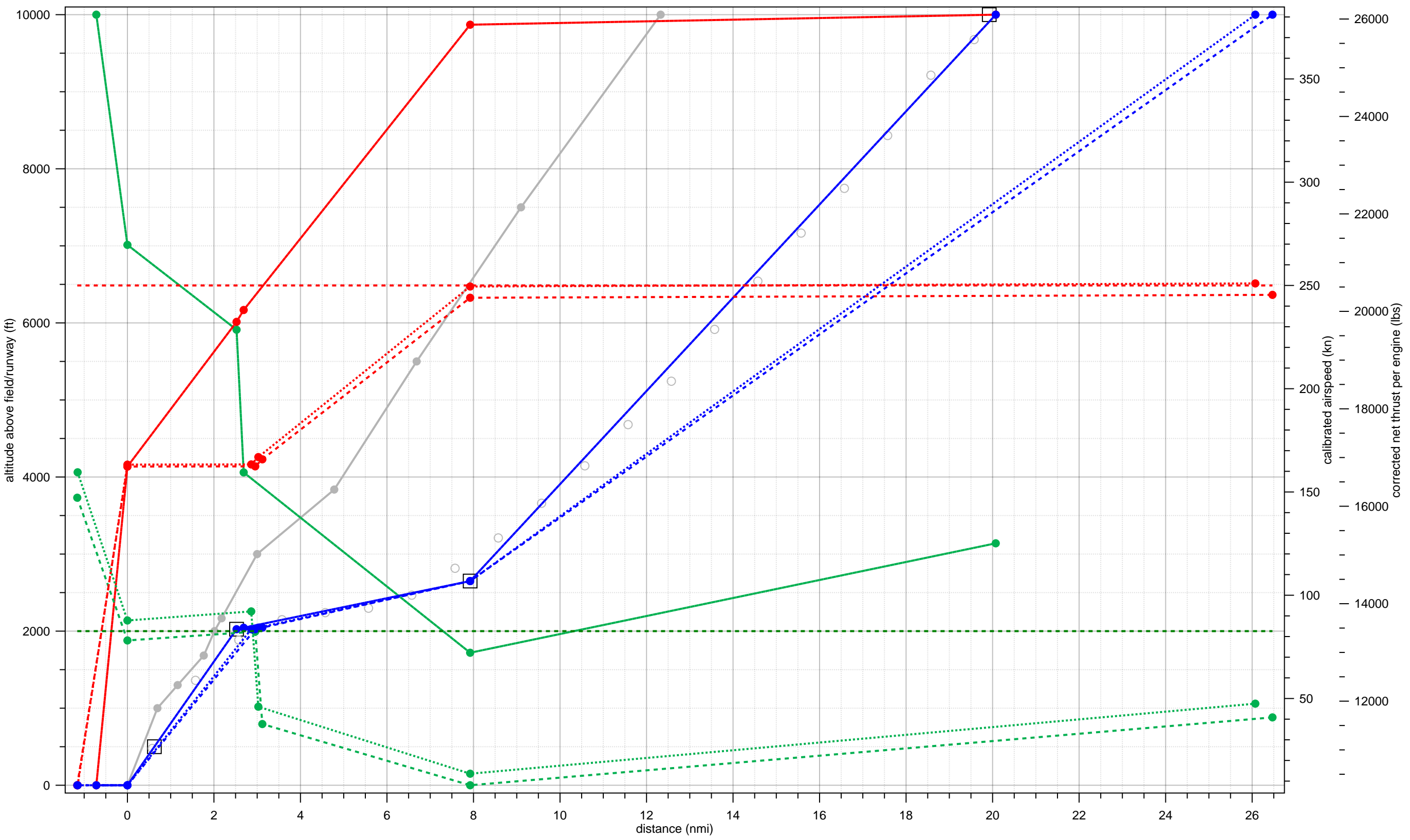


Legend													
—●— StdD2	□ SimpleTargets	○ RawTargets	—●— StdThr, StdWgt: FitThr	—●— StdThr, StdWgt: FitSpd	—●— StdThr, StdWgt: FitAlt	—●— T-34, C-34, StdWgt: FitThr	—●— T-32, C-32, W+4%; FitThr	—●— T-34, C-34, StdWgt: FitSpd	—●— T-32, C-32, W+4%; FitSpd	—●— T-34, C-34, StdWgt: FitAlt	—●— T-32, C-32, W+4%; FitAlt	—●— maxCAS	—●— MaxMtoThrustAlt

737700 fit to 41-D-B737-LJ-2-2000-3to9-0to8 (Standard Weight = 60%)

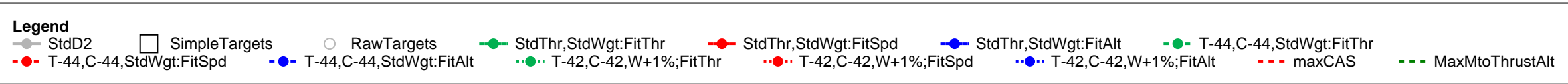
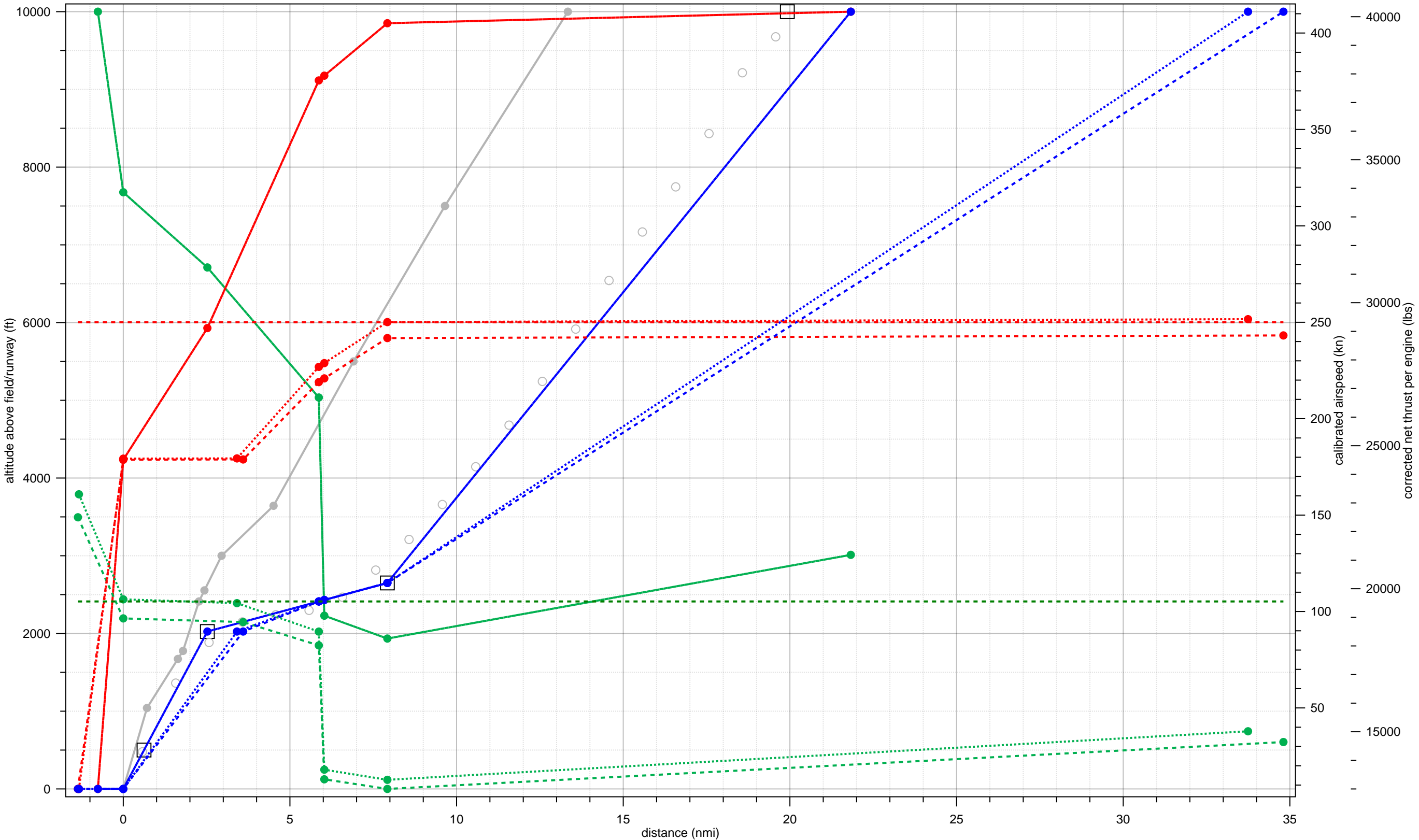


737800 fit to 41-D-B737-LJ-2-2000-3to9-0to8 (Standard Weight = 58%)

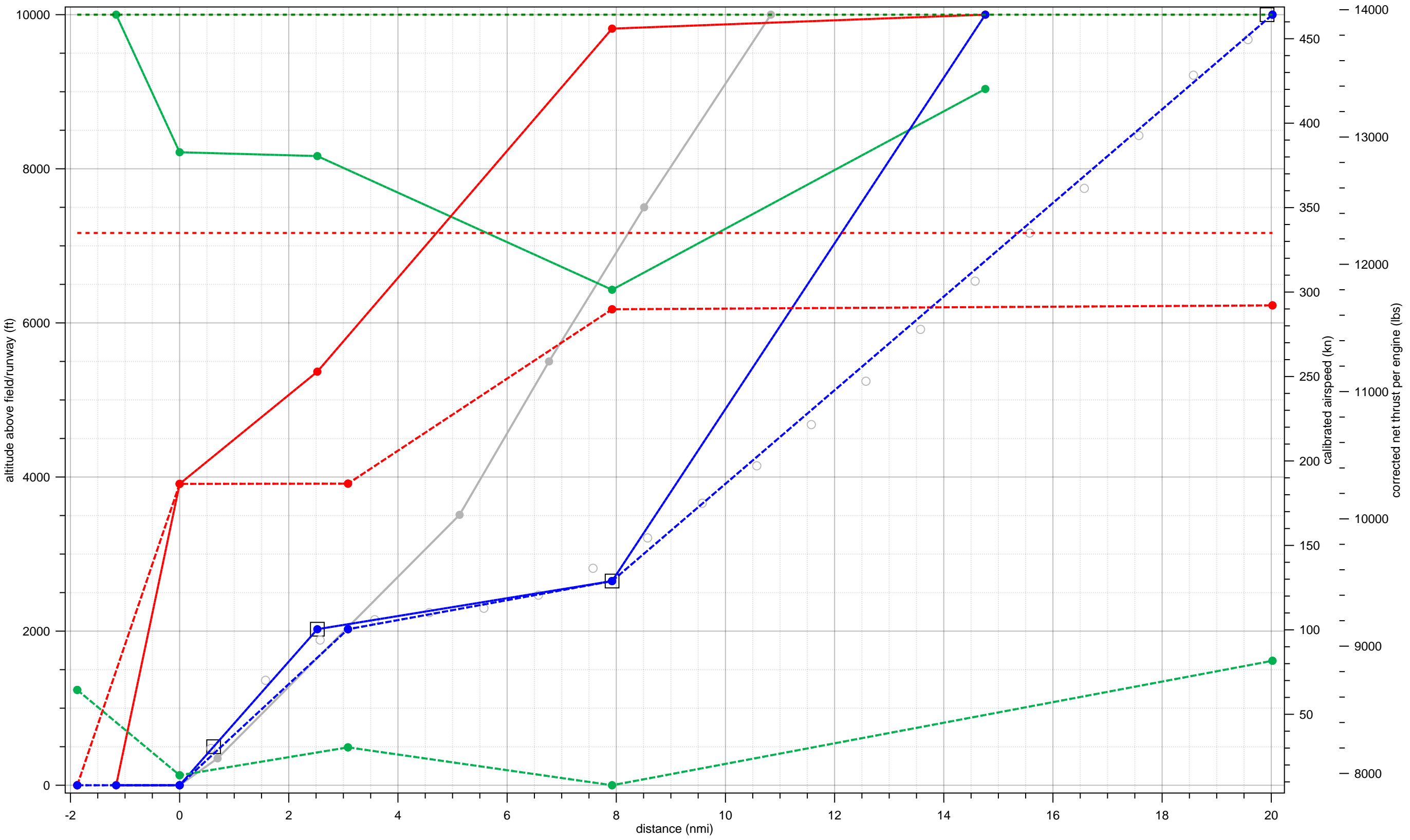


Legend													
● StdD2	□ SimpleTargets	○ RawTargets	● StdThr,StdWgt:FitThr	● StdThr,StdWgt:FitSpd	● StdThr,StdWgt:FitAlt	● T-38,C-38,StdWgt:FitThr	● T-36,C-36,W+2%;FitThr	● T-38,C-38,StdWgt:FitSpd	● T-36,C-36,W+2%;FitSpd	● T-38,C-38,StdWgt:FitAlt	● T-36,C-36,W+2%;FitAlt	● maxCAS	● MaxMtoThrustAlt

757300 fit to 41-D-B737-LJ-2-2000-3to9-0to8 (Standard Weight = 53%)



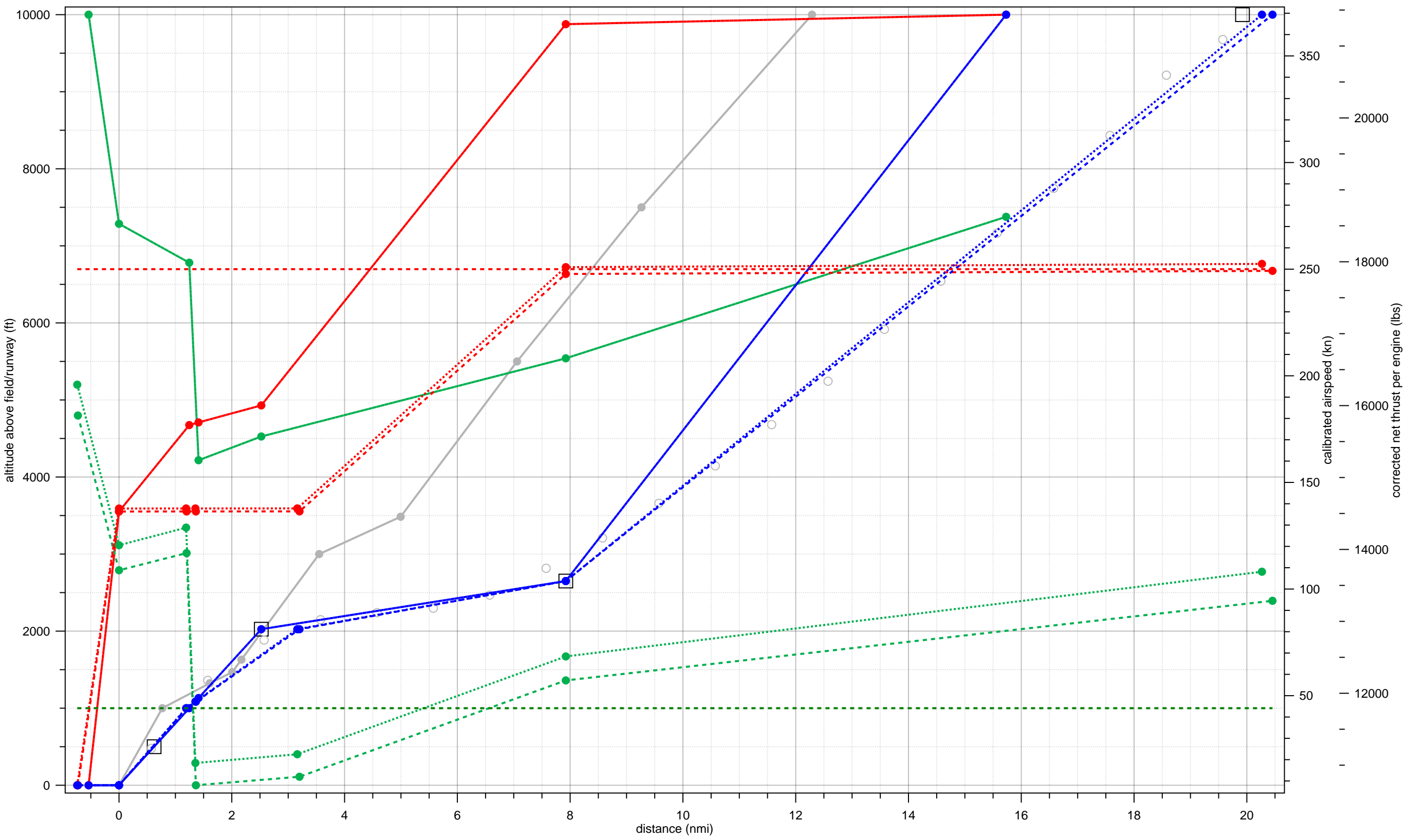
A7D fit to 41-D-B737-LJ-2-2000-3to9-0to8 (Standard Weight = 100%)



Legend

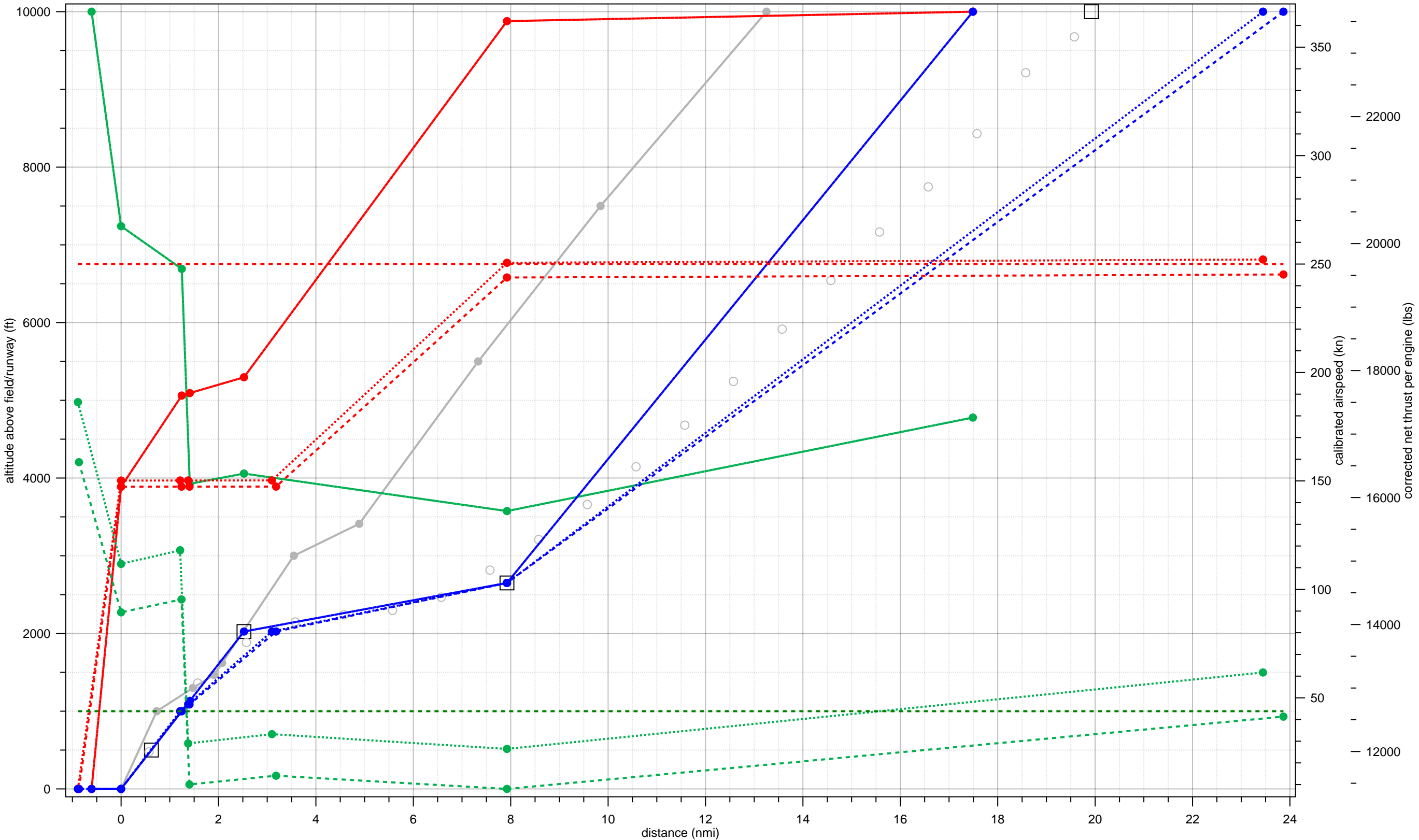
- StdD2 (grey solid line with circles)
- SimpleTargets (white square)
- RawTargets (white circle)
- StdThr,StdWgt:FitThr (green solid line with circles)
- StdThr,StdWgt:FitSpd (red solid line with circles)
- StdThr,StdWgt:FitAlt (blue solid line with circles)
- T-38,C-38,StdWgt:FitThr (green dashed line with circles)
- T-38,C-38,StdWgt:FitSpd (red dashed line with circles)
- T-38,C-38,StdWgt:FitAlt (blue dashed line with circles)
- maxCAS (red dashed horizontal line)
- MaxMtoThrustAlt (green dashed horizontal line)

A319-131 fit to 41-D-B737-LJ-2-2000-3to9-0to8 (Standard Weight = 57%)



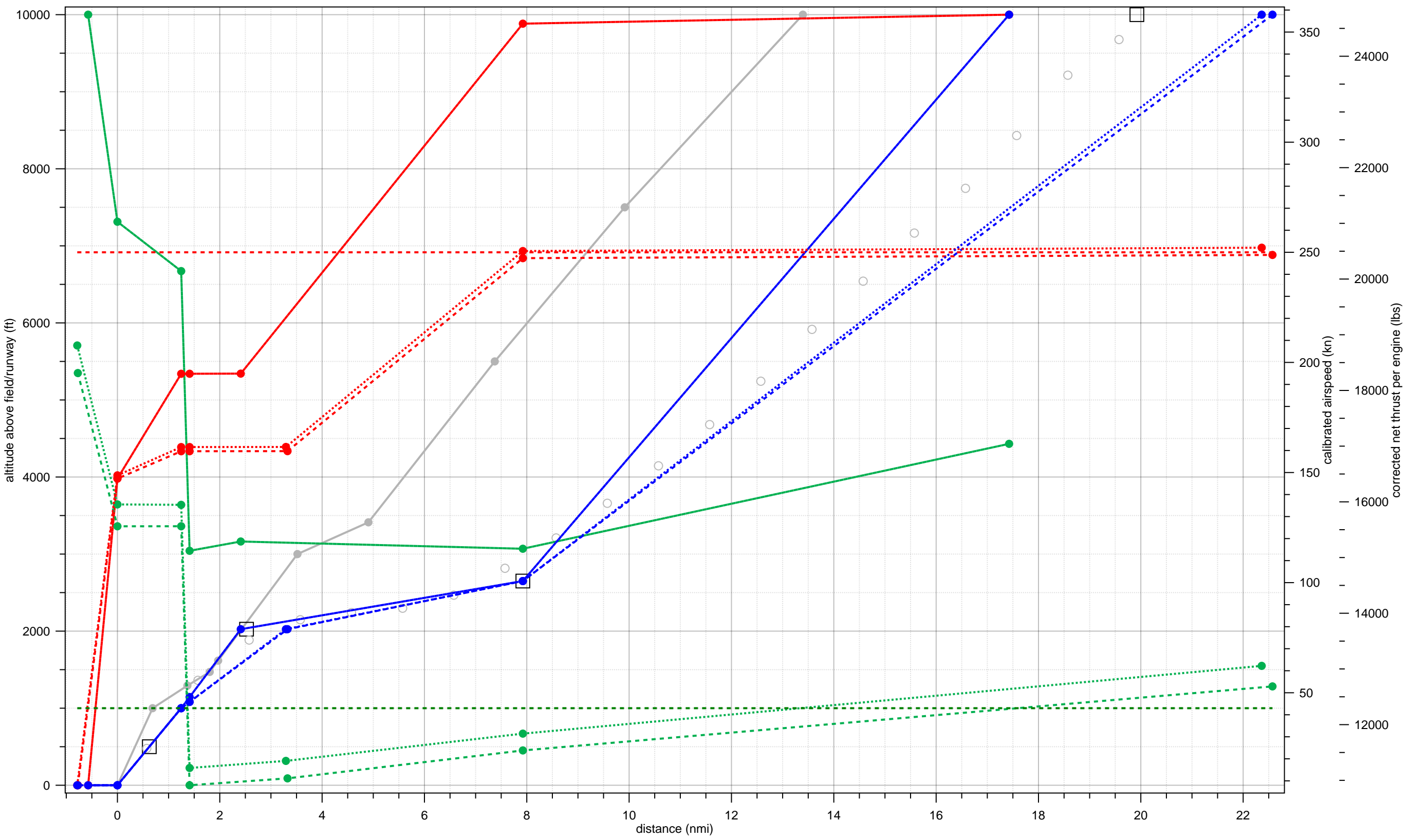
Legend											
—●— StdD2	□ SimpleTargets	○ RawTargets	—●— StdThr,StdWgt:FitThr	—●— StdThr,StdWgt:FitSpd	—●— StdThr,StdWgt:FitAlt	—●— T-26,C-26,StdWgt:FitThr	—●— T-24,C-24,W+4%;FitThr	—●— T-24,C-24,W+4%;FitSpd	—●— T-24,C-24,W+4%;FitAlt	—●— maxCAS	—●— MaxMtoThrustAlt

A320-211 fit to 41-D-B737-LJ-2-2000-3to9-0to8 (Standard Weight = 64%)



Legend													
—●— StdD2	□ SimpleTargets	○ RawTargets	—●— StdThr, StdWgt: FitThr	—●— StdThr, StdWgt: FitSpd	—●— StdThr, StdWgt: FitAlt	—●— T-30, C-30, StdWgt: FitThr	—●— T-30, C-30, StdWgt: FitSpd	—●— T-30, C-30, StdWgt: FitAlt	—●— T-26, C-26, W+7%; FitThr	—●— T-26, C-26, W+7%; FitSpd	—●— T-26, C-26, W+7%; FitAlt	—●— maxCAS	—●— MaxMtoThrustAlt

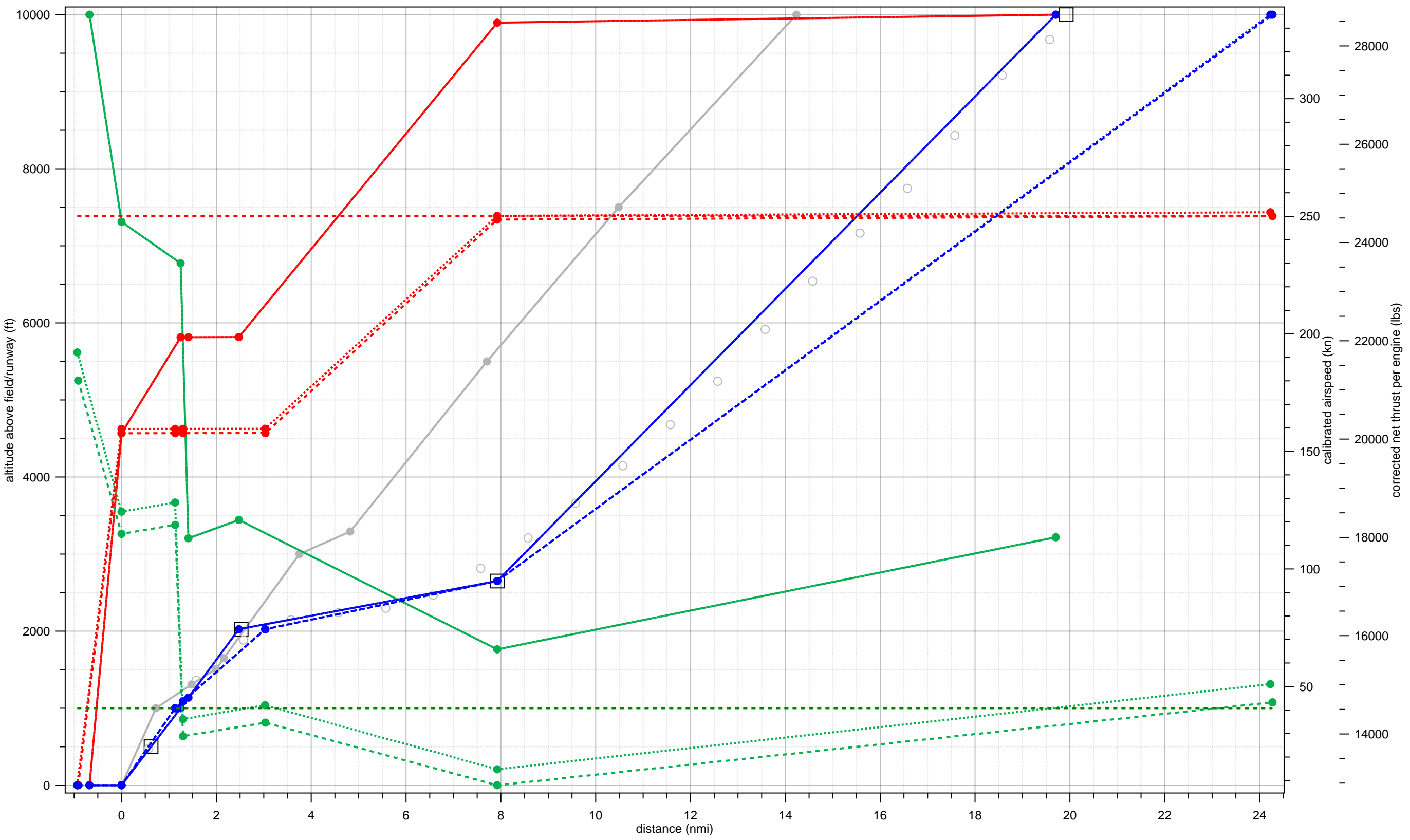
A320-232 fit to 41-D-B737-LJ-2-2000-3to9-0to8 (Standard Weight = 63%)



Legend

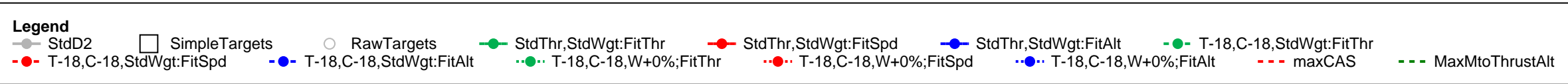
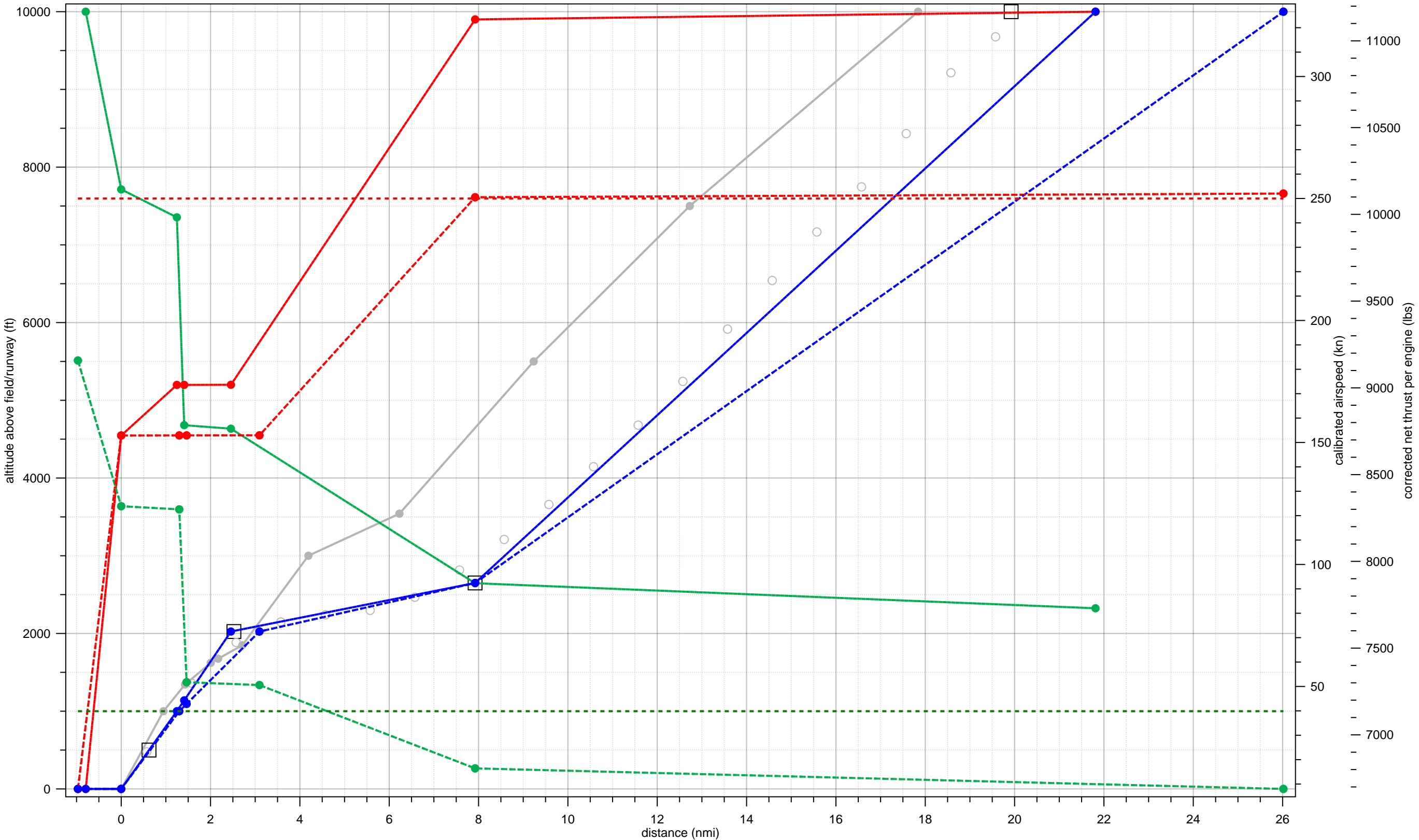
- StdD2 (Grey solid line with circles)
- SimpleTargets (Open square)
- RawTargets (Open circle)
- StdThr, StdWgt:FitThr (Green solid line with circles)
- StdThr, StdWgt:FitSpd (Red solid line with circles)
- StdThr, StdWgt:FitAlt (Blue solid line with circles)
- T-26, C-26, StdWgt:FitThr (Green dotted line with circles)
- T-24, C-24, W+4%;FitThr (Green dash-dot line with circles)
- MaxMtoThrustAlt (Green dashed line)
- T-26, C-26, StdWgt:FitSpd (Red dotted line with circles)
- T-24, C-24, W+4%;FitSpd (Red dash-dot line with circles)
- T-24, C-24, W+4%;FitAlt (Blue dash-dot line with circles)
- maxCAS (Red dashed line)

A321-232 fit to 41-D-B737-LJ-2-2000-3to9-0to8 (Standard Weight = 64%)

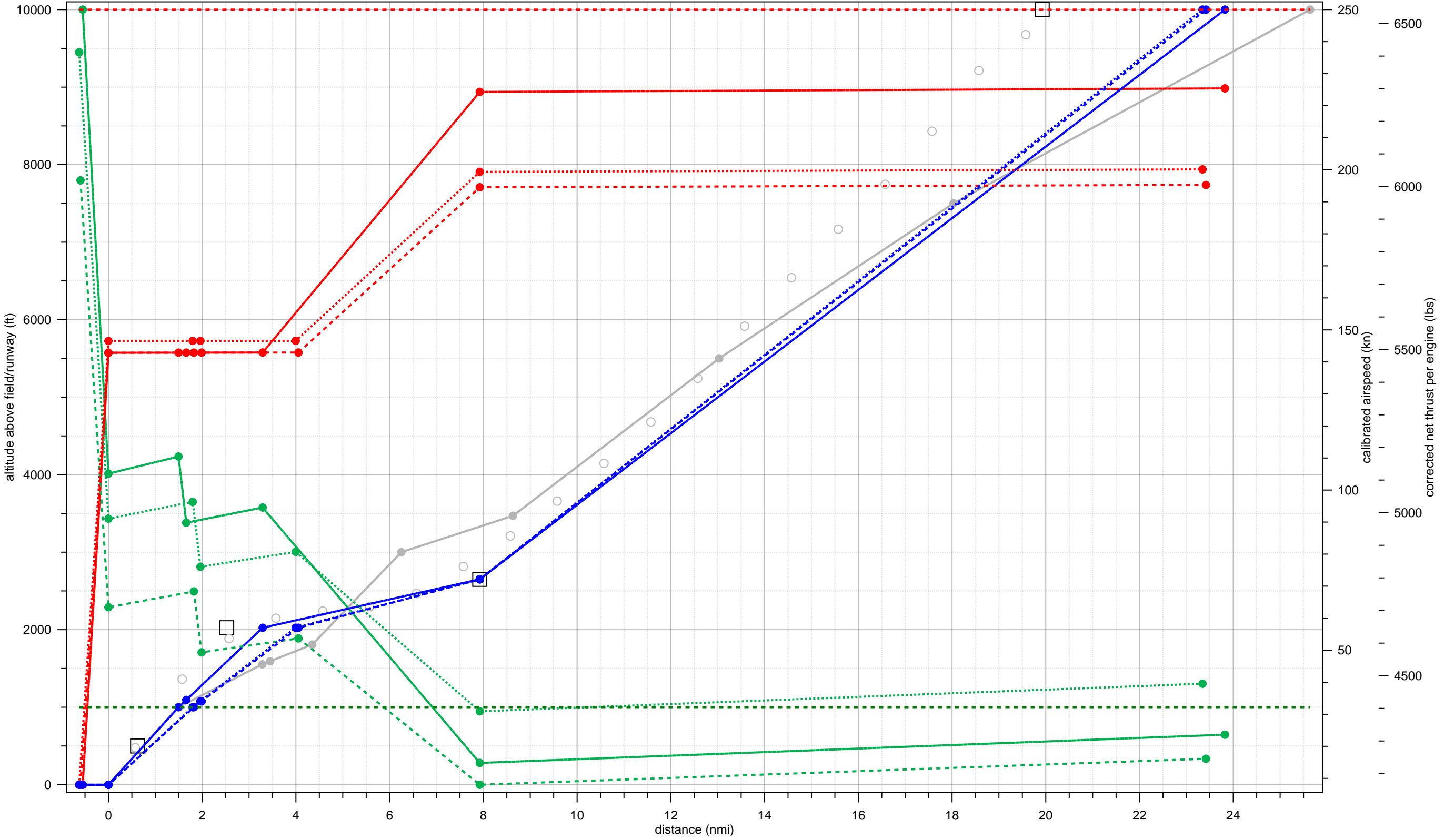


Legend									
—●— StdD2	□ SimpleTargets	○ RawTargets	—●— StdThr, StdWgt: FitThr	—●— StdThr, StdWgt: FitSpd	—●— StdThr, StdWgt: FitAlt	—●— T-26, C-26, StdWgt: FitThr			
- - -●- - - T-26, C-26, StdWgt: FitSpd	- - -●- - - T-26, C-26, StdWgt: FitAlt	- - -●- - - T-24, C-24, W+5%; FitThr	- - -●- - - T-24, C-24, W+5%; FitSpd	- - -●- - - T-24, C-24, W+5%; FitAlt	- - -●- - - maxCAS	- - -●- - - MaxMtoThrustAlt			

BAC111 fit to 41-D-B737-LJ-2-2000-3to9-0to8 (Standard Weight = 73%)

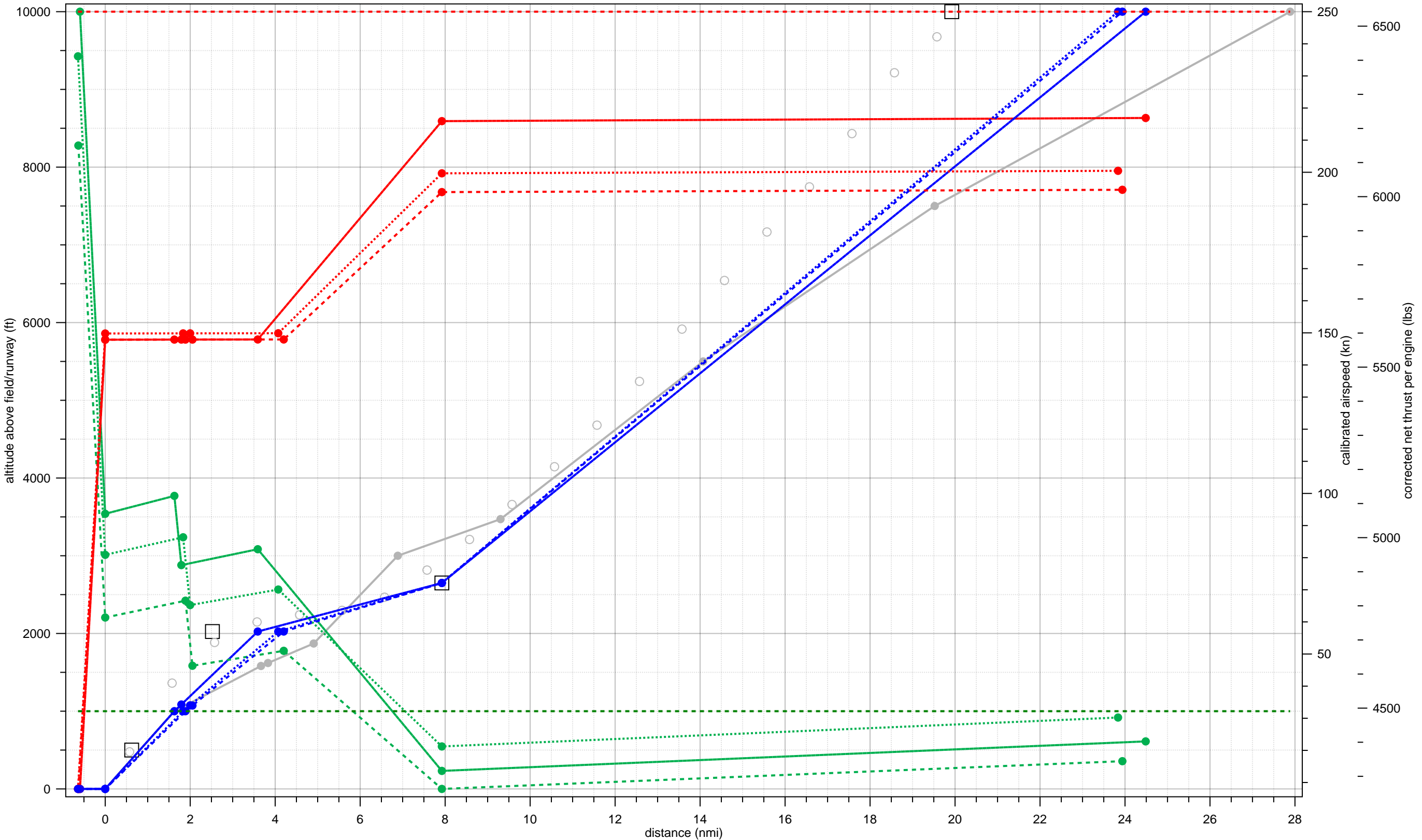


BAE146 fit to 41-D-B737-LJ-2-2000-3to9-0to8 (Standard Weight = 77%)



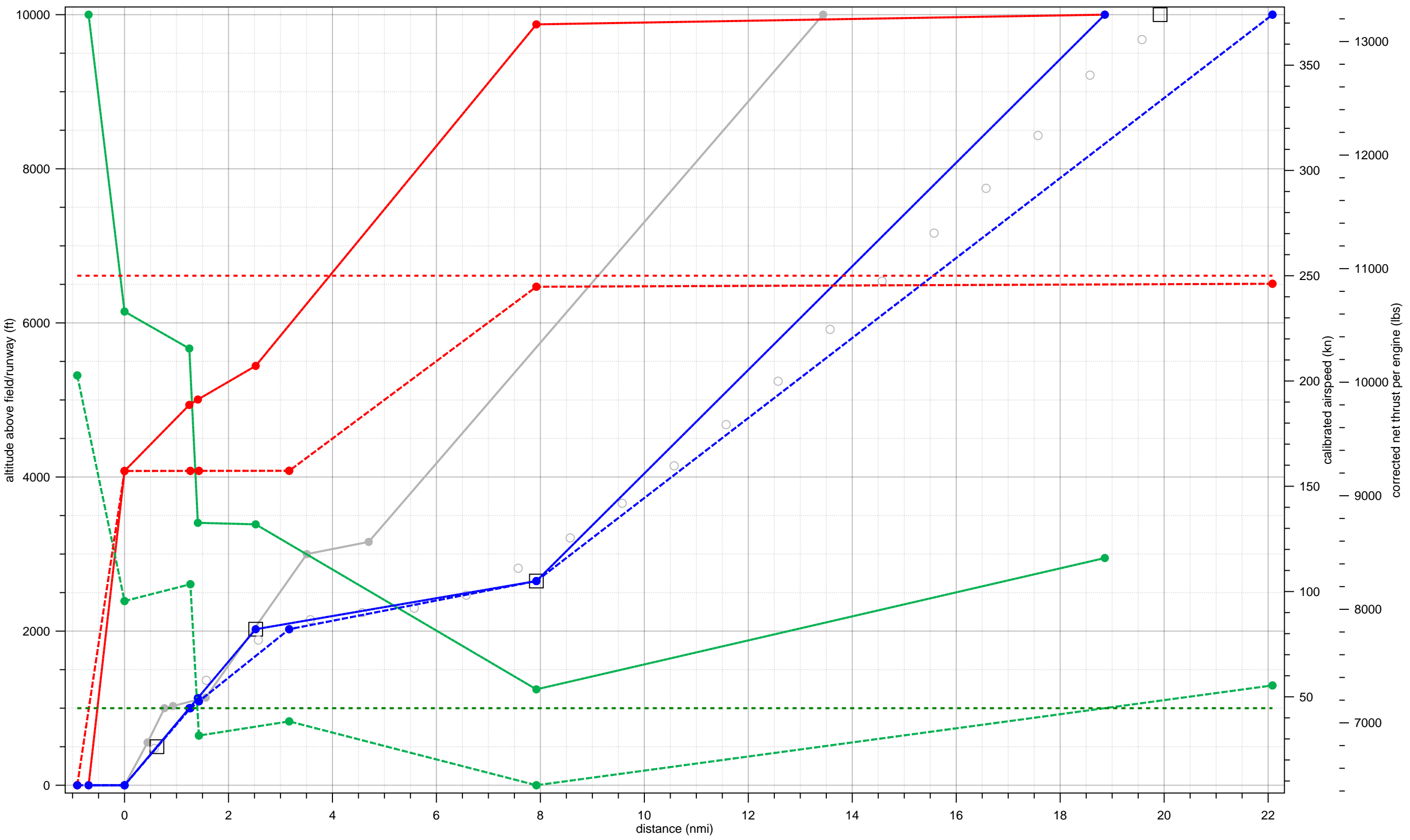
Legend							
—●— StdD2	□ SimpleTargets	○ RawTargets	—●— StdThr,StdWgt:FitThr	—●— StdThr,StdWgt:FitSpd	—●— StdThr,StdWgt:FitAlt	—●— T-08,C-08,StdWgt:FitThr	
—●— T-08,C-08,StdWgt:FitSpd	—●— T-08,C-08,StdWgt:FitAlt	—●— T-02,C-02,W+12%;FitThr	—●— T-02,C-02,W+12%;FitSpd	—●— T-02,C-02,W+12%;FitAlt			
—●— MaxMtoThrustAlt							

BAE300 fit to 41-D-B737-LJ-2-2000-3to9-0to8 (Standard Weight = 76%)



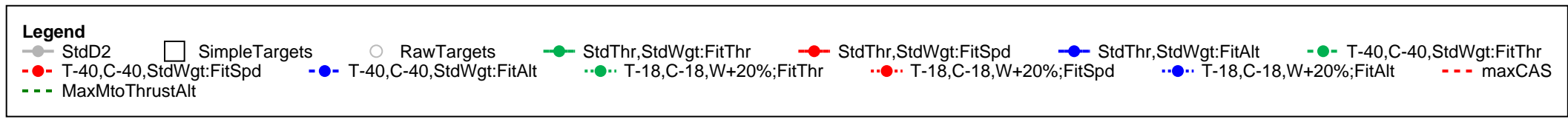
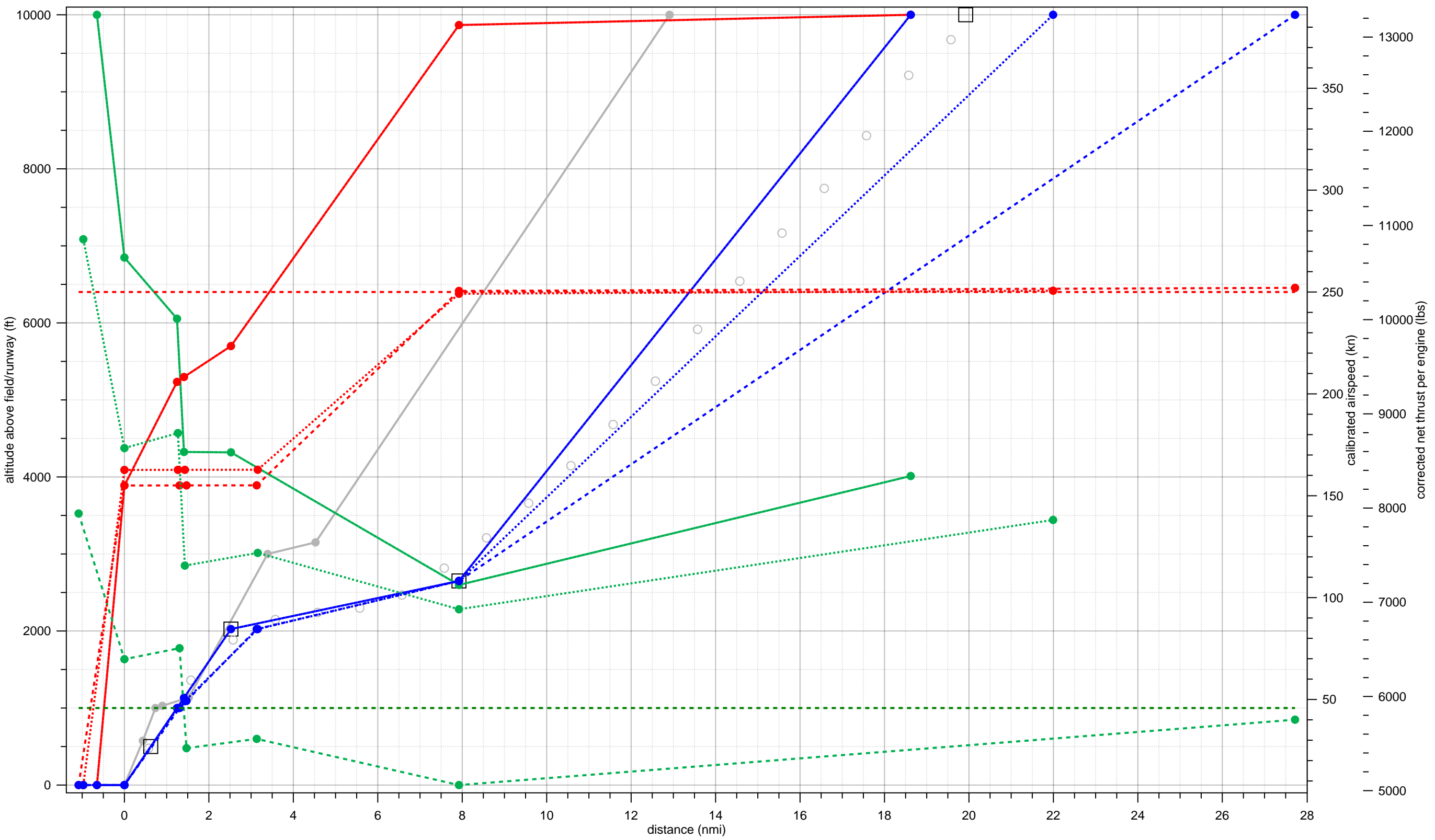
Legend												
—●— StdD2	□ SimpleTargets	○ RawTargets	—●— StdThr,StdWgt:FitThr	—●— StdThr,StdWgt:FitSpd	—●— StdThr,StdWgt:FitAlt	—●— T-06,C-06,StdWgt:FitThr	—●— T-06,C-06,StdWgt:FitSpd	—●— T-02,C-02,W+6%;FitThr	—●— T-02,C-02,W+6%;FitSpd	—●— T-02,C-02,W+6%;FitAlt	—●— maxCAS	—●— MaxMtoThrustAlt

CRJ9-ER fit to 41-D-B737-LJ-2-2000-3to9-0to8 (Standard Weight = 77%)

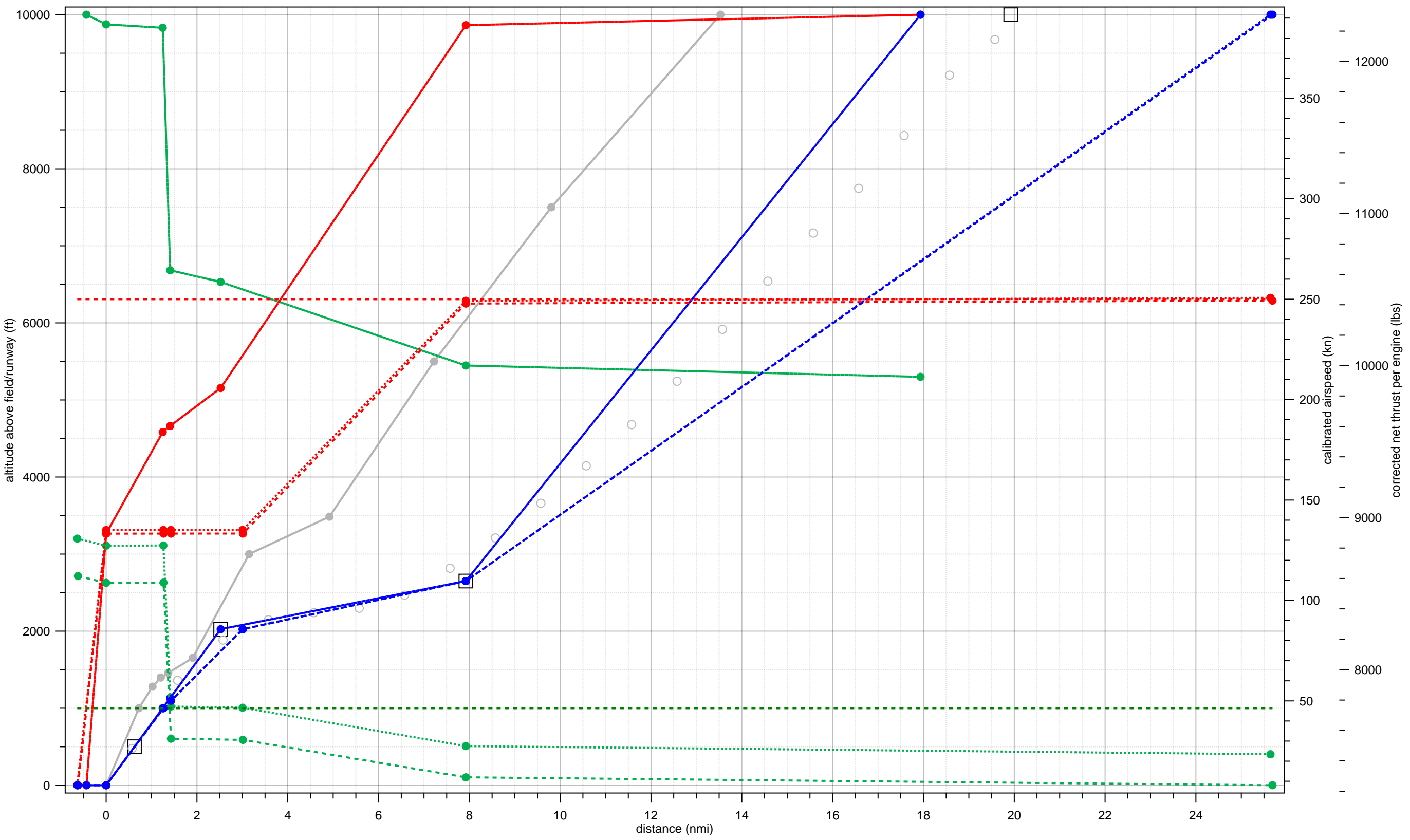


Legend									
StdD2	SimpleTargets	RawTargets	StdThr,StdWgt:FitThr	StdThr,StdWgt:FitSpd	StdThr,StdWgt:FitAlt	T-24,C-24,StdWgt:FitThr			
T-24,C-24,StdWgt:FitSpd	T-24,C-24,StdWgt:FitAlt	T-24,C-24,W+1%;FitThr	T-24,C-24,W+1%;FitSpd	T-24,C-24,W+1%;FitAlt	maxCAS	MaxMtoThrustAlt			

CRJ9-LR fit to 41-D-B737-LJ-2-2000-3to9-0to8 (Standard Weight = 56%)

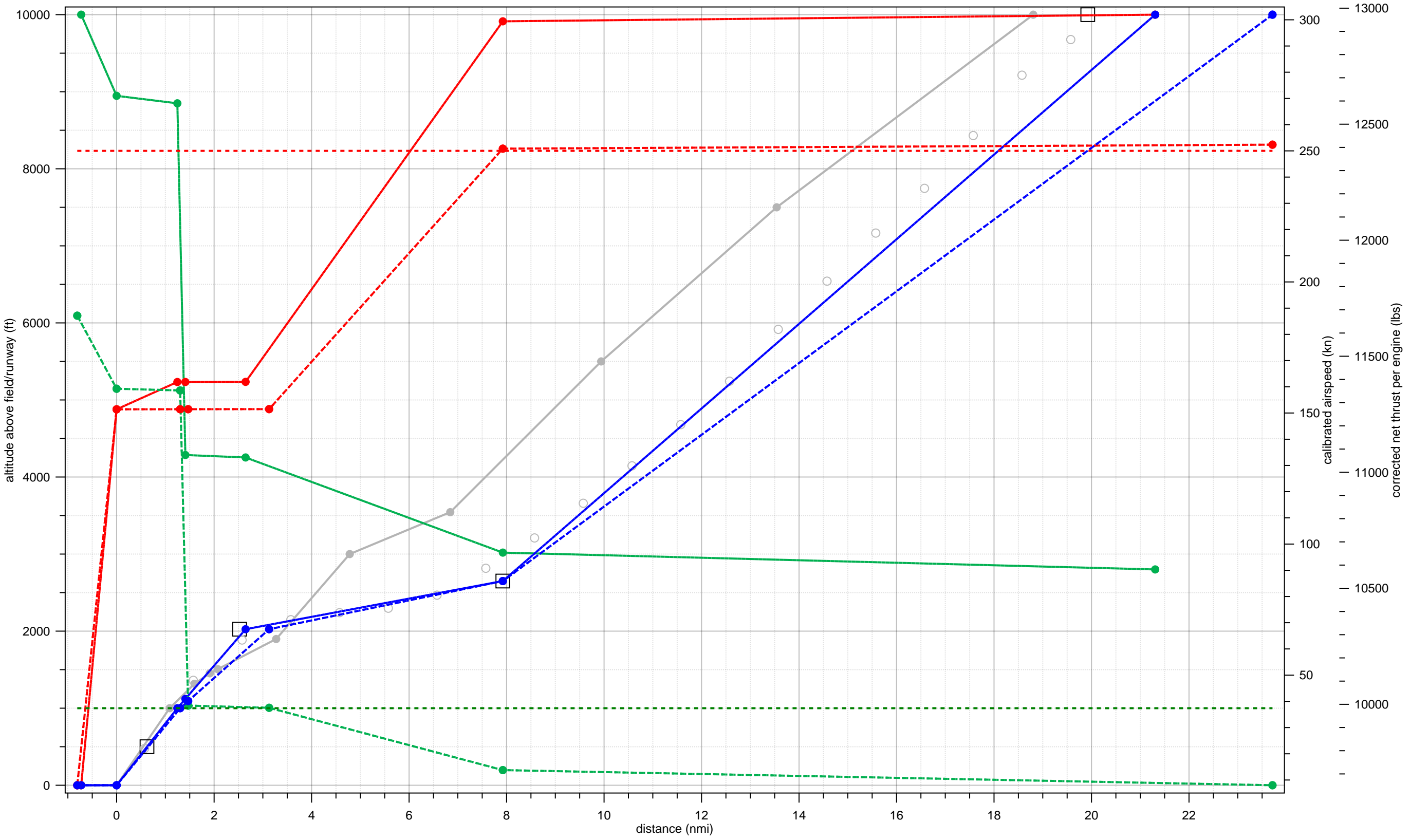


DC9Q7 fit to 41-D-B737-LJ-2-2000-3to9-0to8 (Standard Weight = 59%)



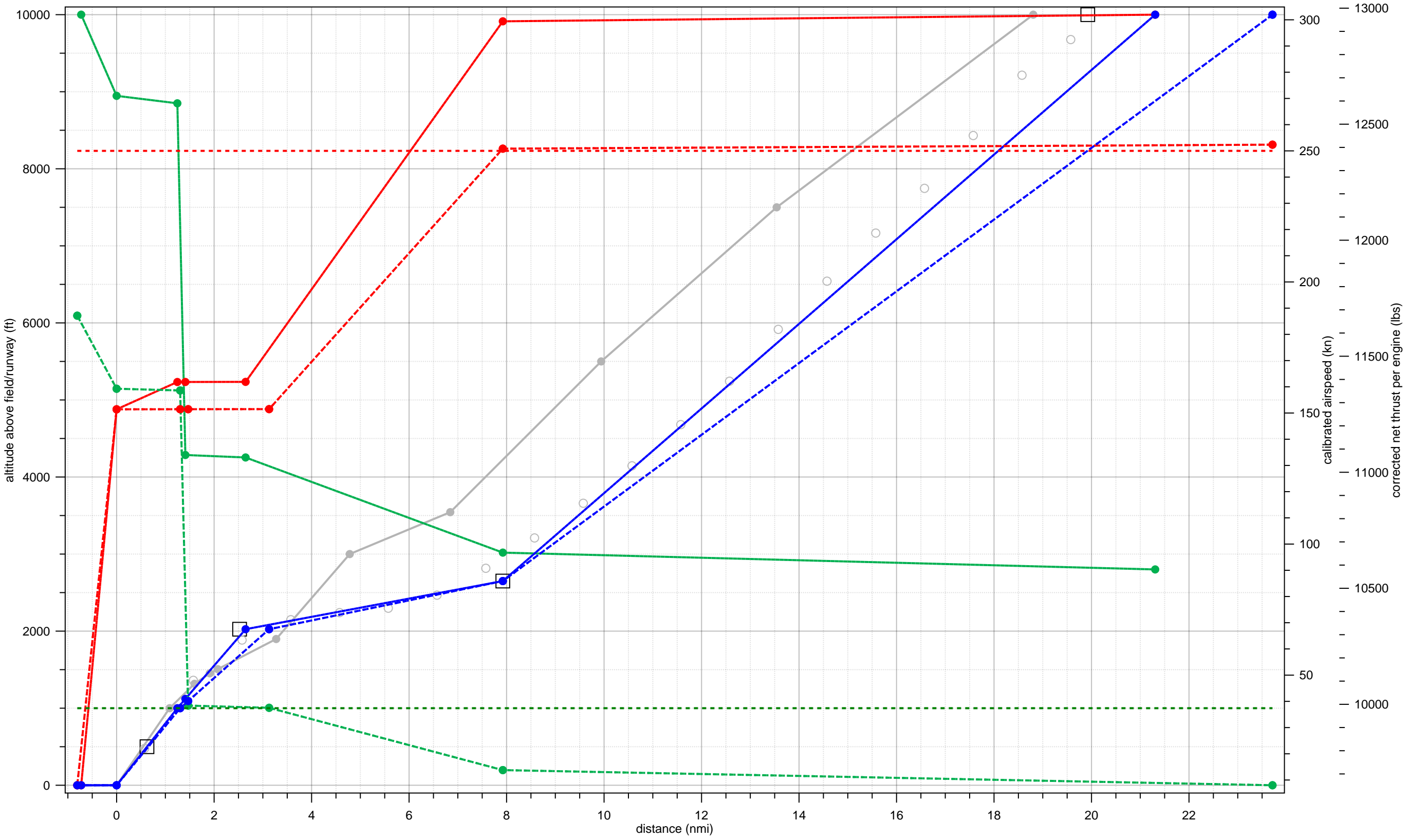
Legend											
—●— StdD2	□ SimpleTargets	○ RawTargets	—●— StdThr,StdWgt:FitThr	—●— StdThr,StdWgt:FitSpd	—●— StdThr,StdWgt:FitAlt	—●— T-30,C-30,StdWgt:FitThr	—●— T-28,C-28,W+7%;FitThr	—●— T-28,C-28,W+7%;FitSpd	—●— T-28,C-28,W+7%;FitAlt	—●— maxCAS	—●— MaxMtoThrustAlt

DC9Q9 fit to 41-D-B737-LJ-2-2000-3to9-0to8 (Standard Weight = 80%)



Legend												
—●— StdD2	□ SimpleTargets	○ RawTargets	—●— StdThr,StdWgt:FitThr	—●— StdThr,StdWgt:FitSpd	—●— StdThr,StdWgt:FitAlt	—●— T-10,C-10,StdWgt:FitThr	—●— T-10,C-10,StdWgt:FitAlt	—●— T-10,C-10,W+1%;FitThr	—●— T-10,C-10,W+1%;FitSpd	—●— T-10,C-10,W+1%;FitAlt	—●— maxCAS	—●— MaxMtoThrustAlt

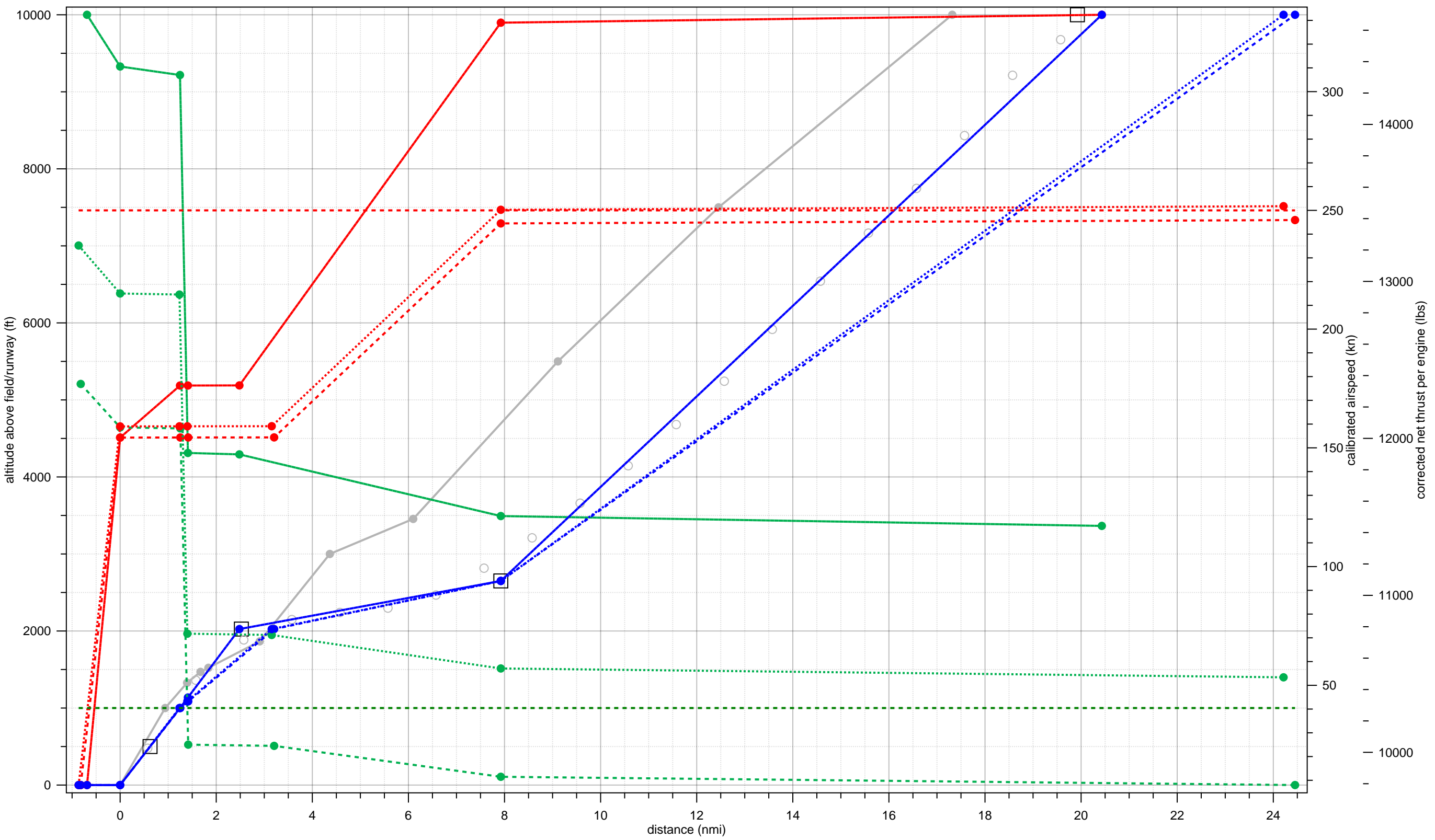
DC93LW fit to 41-D-B737-LJ-2-2000-3to9-0to8 (Standard Weight = 76%)



Legend

- StdD2 (solid grey line with circles)
- SimpleTargets (open square)
- RawTargets (open circle)
- StdThr, StdWgt:FitThr (solid green line with circles)
- StdThr, StdWgt:FitSpd (solid red line with circles)
- StdThr, StdWgt:FitAlt (solid blue line with circles)
- T-10,C-10,StdWgt:FitThr (dashed green line with circles)
- T-10,C-10,StdWgt:FitSpd (dashed red line with circles)
- T-10,C-10,StdWgt:FitAlt (dashed blue line with circles)
- T-10,C-10,W+0%;FitThr (dotted green line with circles)
- T-10,C-10,W+0%;FitSpd (dotted red line with circles)
- T-10,C-10,W+0%;FitAlt (dotted blue line with circles)
- maxCAS (dashed red horizontal line)
- MaxMtoThrustAlt (dashed green horizontal line)

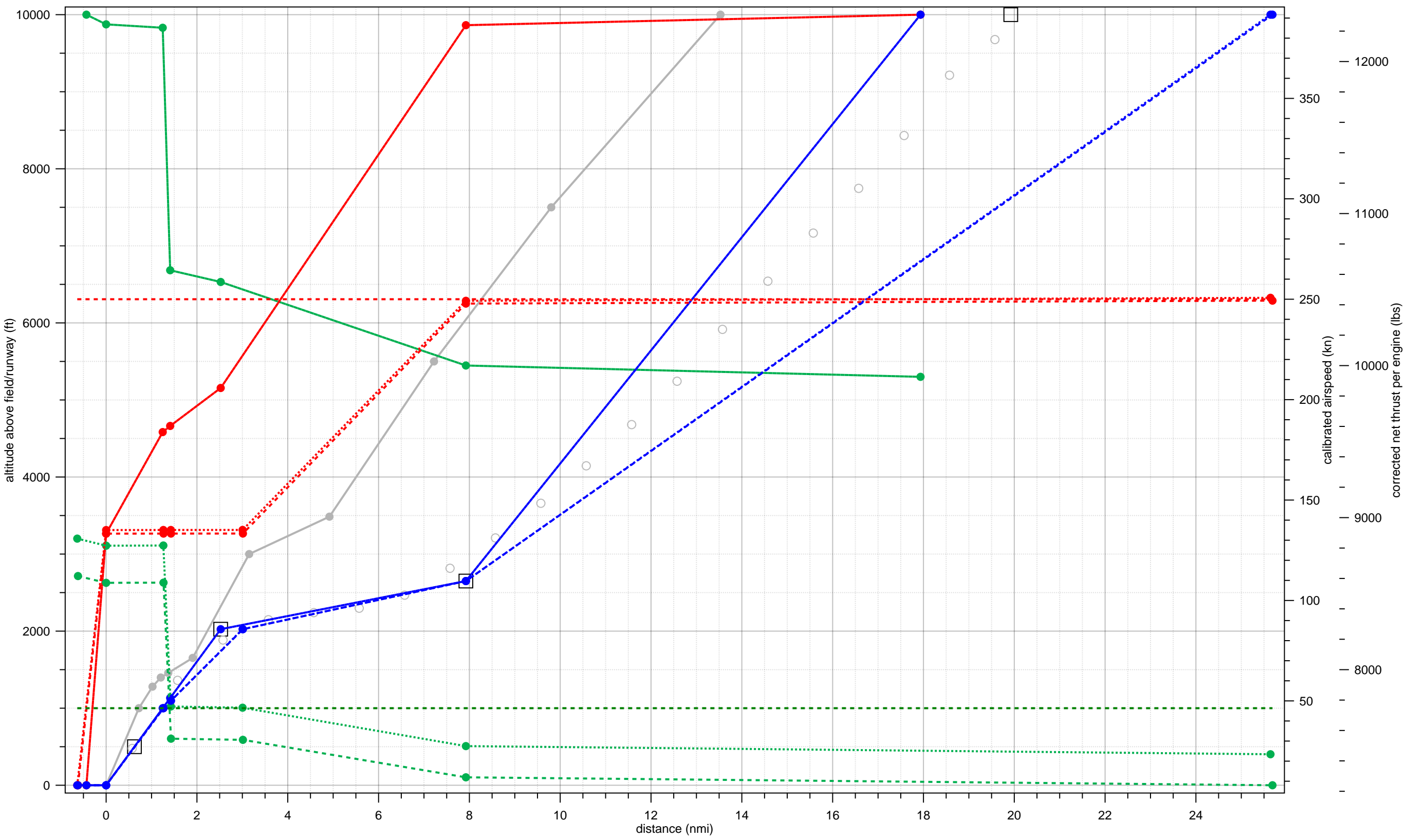
DC95HW fit to 41-D-B737-LJ-2-2000-3to9-0to8 (Standard Weight = 77%)



Legend

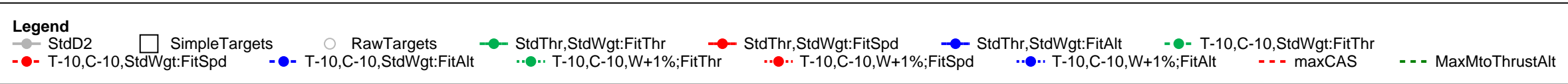
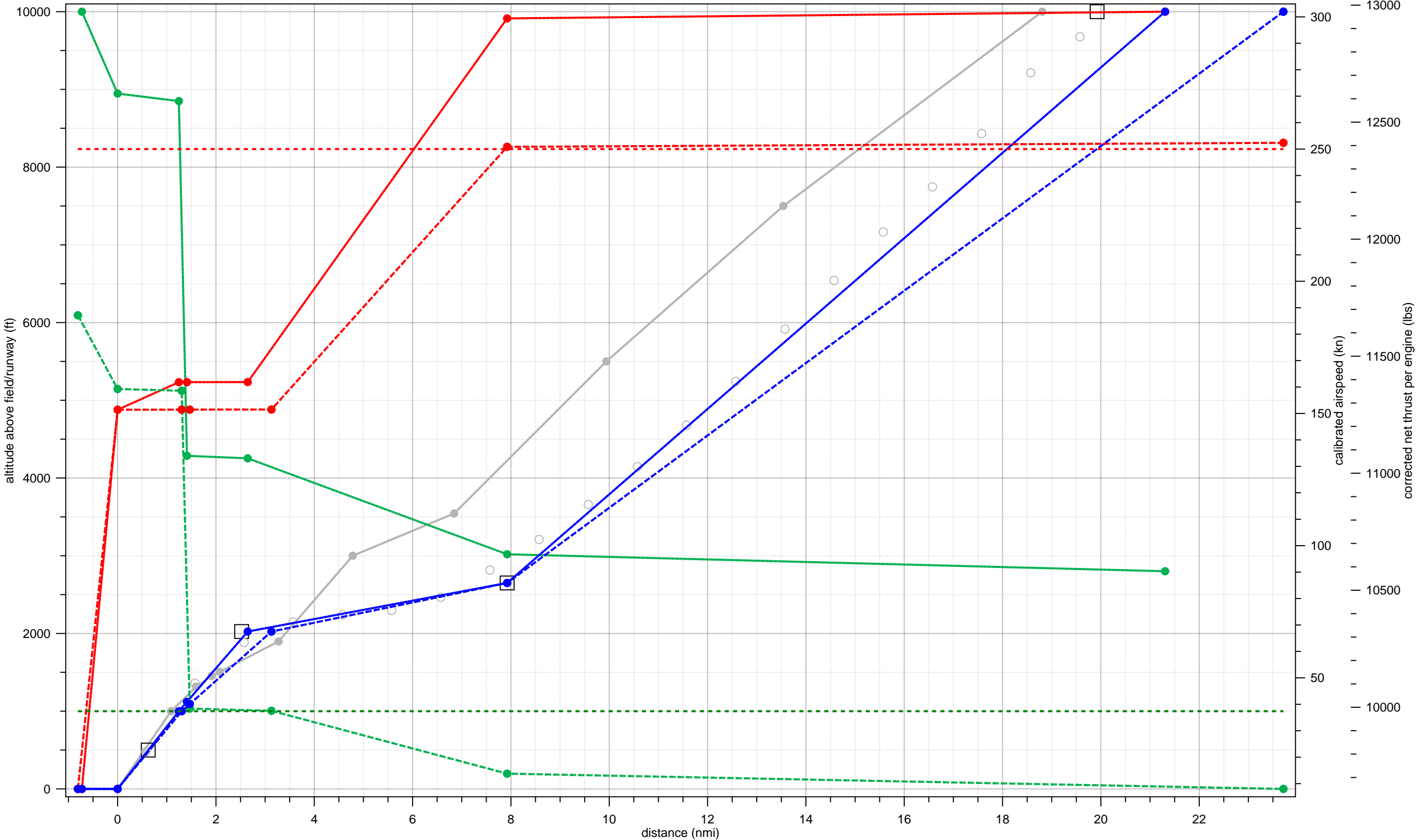
- StdD2 (Grey solid line with filled circles)
- SimpleTargets (White square)
- RawTargets (White circle)
- StdThr, StdWgt: FitThr (Green solid line with filled circles)
- StdThr, StdWgt: FitSpd (Red solid line with filled circles)
- StdThr, StdWgt: FitAlt (Blue solid line with filled circles)
- T-16, C-16, StdWgt: FitThr (Green dashed line with filled circles)
- T-16, C-16, StdWgt: FitSpd (Red dashed line with filled circles)
- T-16, C-16, StdWgt: FitAlt (Blue dashed line with filled circles)
- T-10, C-10, W+11%; FitThr (Green dotted line with filled circles)
- T-10, C-10, W+11%; FitSpd (Red dotted line with filled circles)
- T-10, C-10, W+11%; FitAlt (Blue dotted line with filled circles)
- maxCAS (Red dashed horizontal line)
- MaxMtoThrustAlt (Green dashed horizontal line)

DC910 fit to 41-D-B737-LJ-2-2000-3to9-0to8 (Standard Weight = 59%)

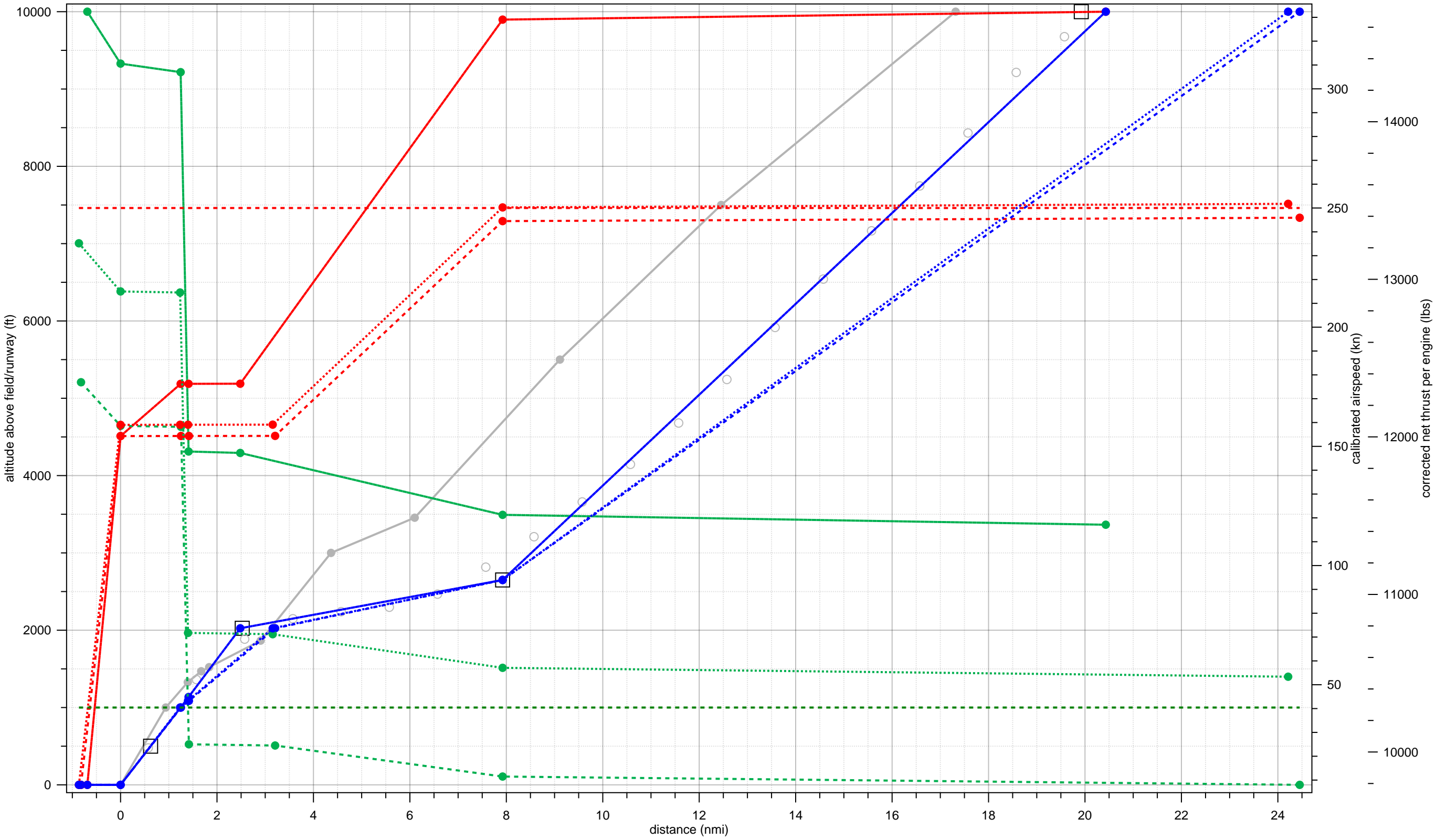


Legend											
—●— StdD2	□ SimpleTargets	○ RawTargets	—●— StdThr, StdWgt: FitThr	—●— StdThr, StdWgt: FitSpd	—●— StdThr, StdWgt: FitAlt	—●— T-30, C-30, StdWgt: FitThr	—●— T-28, C-28, W+7%; FitThr	—●— T-28, C-28, W+7%; FitSpd	—●— T-28, C-28, W+7%; FitAlt	—●— maxCAS	—●— MaxMtoThrustAlt

DC930 fit to 41-D-B737-LJ-2-2000-3to9-0to8 (Standard Weight = 80%)



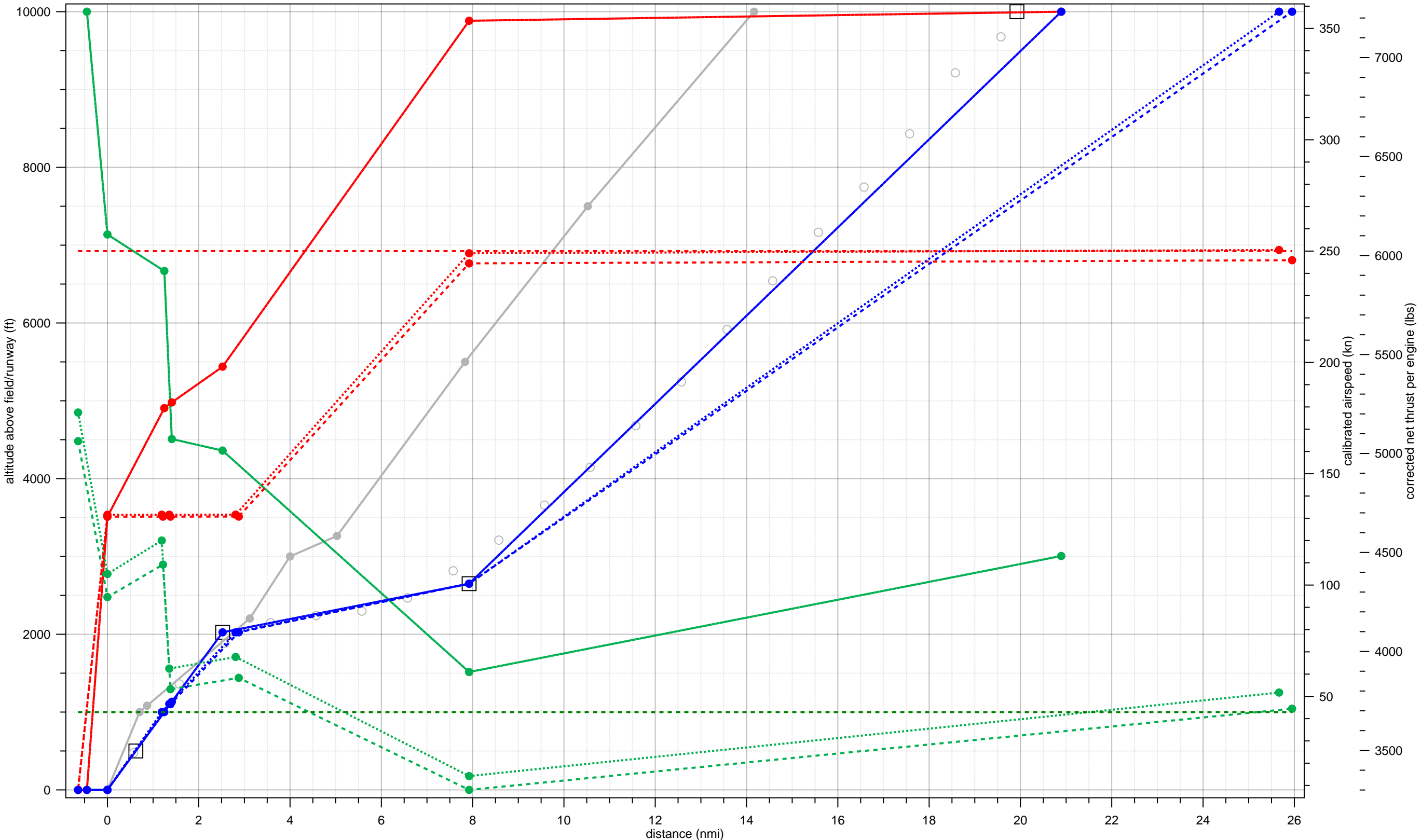
DC950 fit to 41-D-B737-LJ-2-2000-3to9-0to8 (Standard Weight = 77%)



Legend

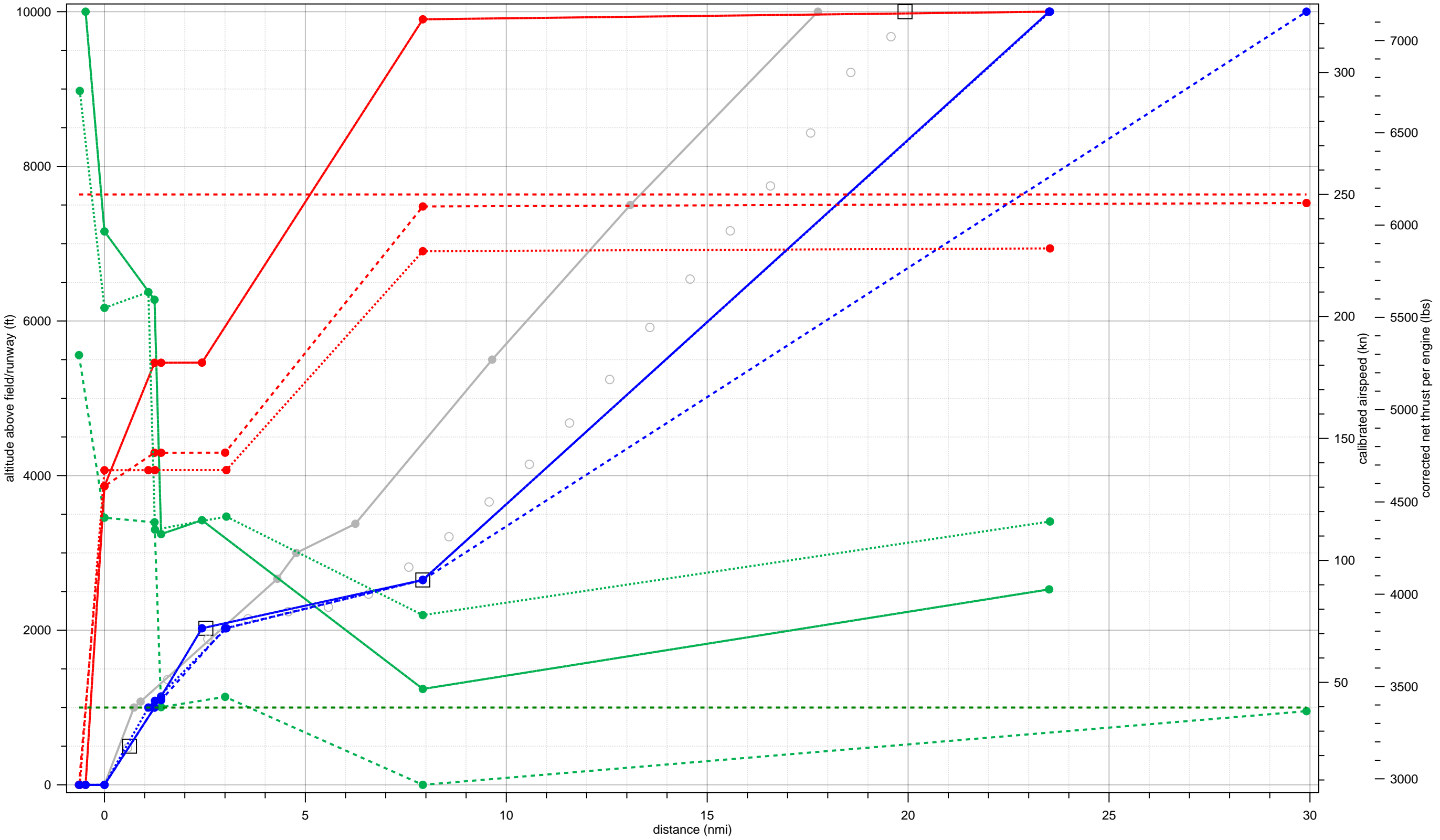
- StdD2 (Grey solid line with circles)
- SimpleTargets (White square)
- RawTargets (White circle)
- StdThr, StdWgt: FitThr (Green solid line with circles)
- StdThr, StdWgt: FitSpd (Red solid line with circles)
- StdThr, StdWgt: FitAlt (Blue solid line with circles)
- T-16, C-16, StdWgt: FitThr (Green dashed line with circles)
- T-16, C-16, StdWgt: FitSpd (Red dashed line with circles)
- T-16, C-16, StdWgt: FitAlt (Blue dashed line with circles)
- T-10, C-10, W+11%; FitThr (Green dotted line with circles)
- T-10, C-10, W+11%; FitSpd (Red dotted line with circles)
- T-10, C-10, W+11%; FitAlt (Blue dotted line with circles)
- maxCAS (Red dashed horizontal line)
- MaxMtoThrustAlt (Green dashed horizontal line)

EMB14L fit to 41-D-B737-LJ-2-2000-3to9-0to8 (Standard Weight = 60%)



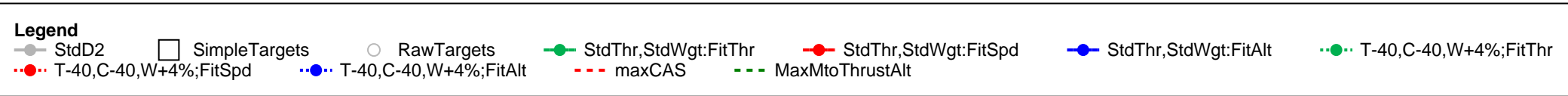
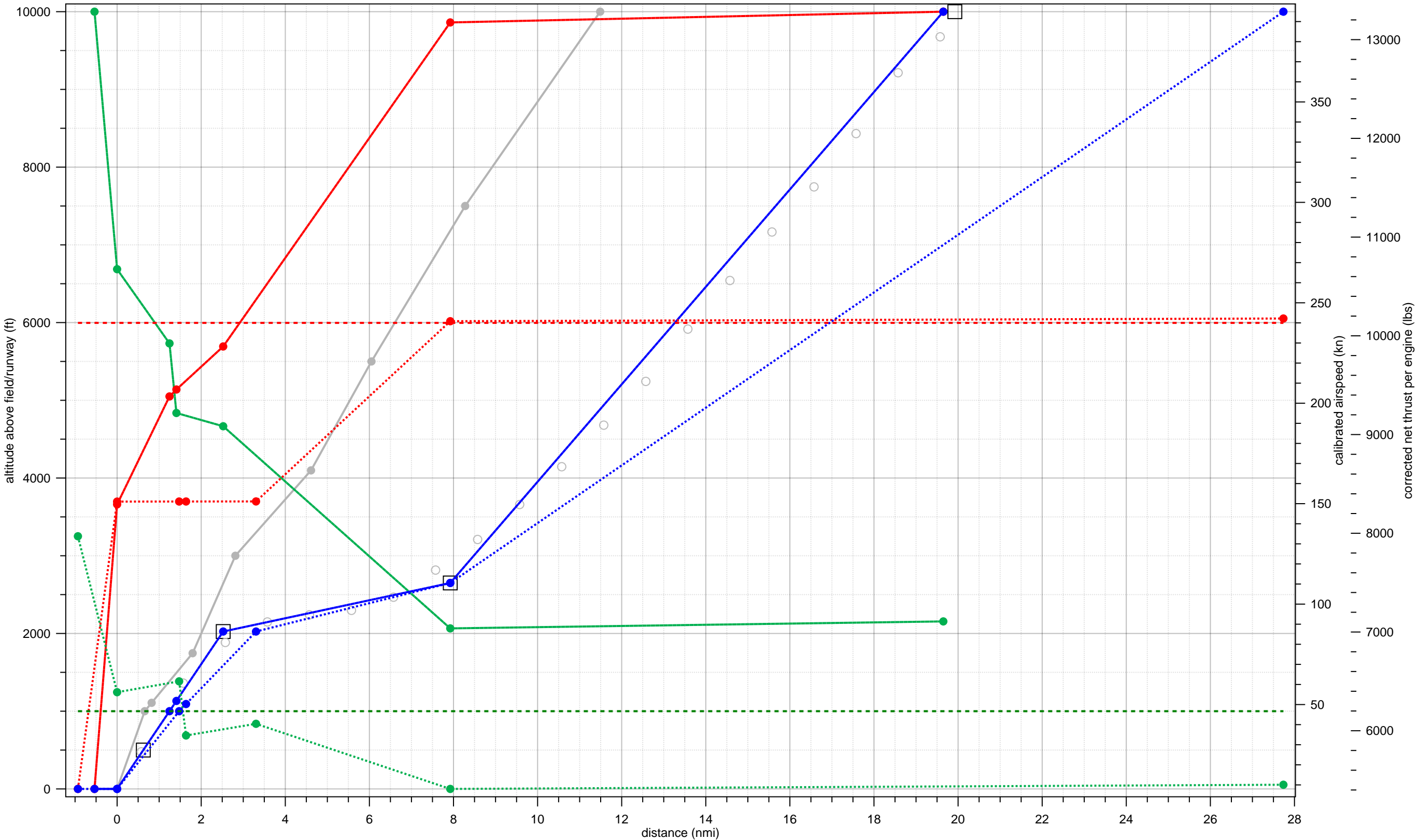
Legend											
● StdD2	□ SimpleTargets	○ RawTargets	—●— StdThr,StdWgt:FitThr	—●— StdThr,StdWgt:FitSpd	—●— StdThr,StdWgt:FitAlt	—●— T-30,C-30,StdWgt:FitThr	—●— T-28,C-28,W+3%;FitThr	—●— T-28,C-28,W+3%;FitSpd	—●— T-28,C-28,W+3%;FitAlt	—●— maxCAS	—●— MaxMtoThrustAlt

EMB145 fit to 41-D-B737-LJ-2-2000-3to9-0to8 (Standard Weight = 62%)

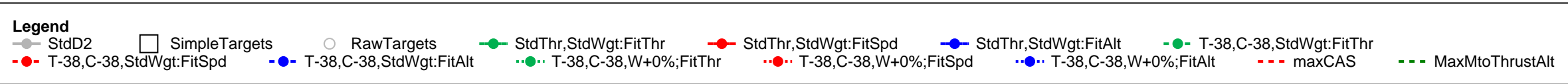
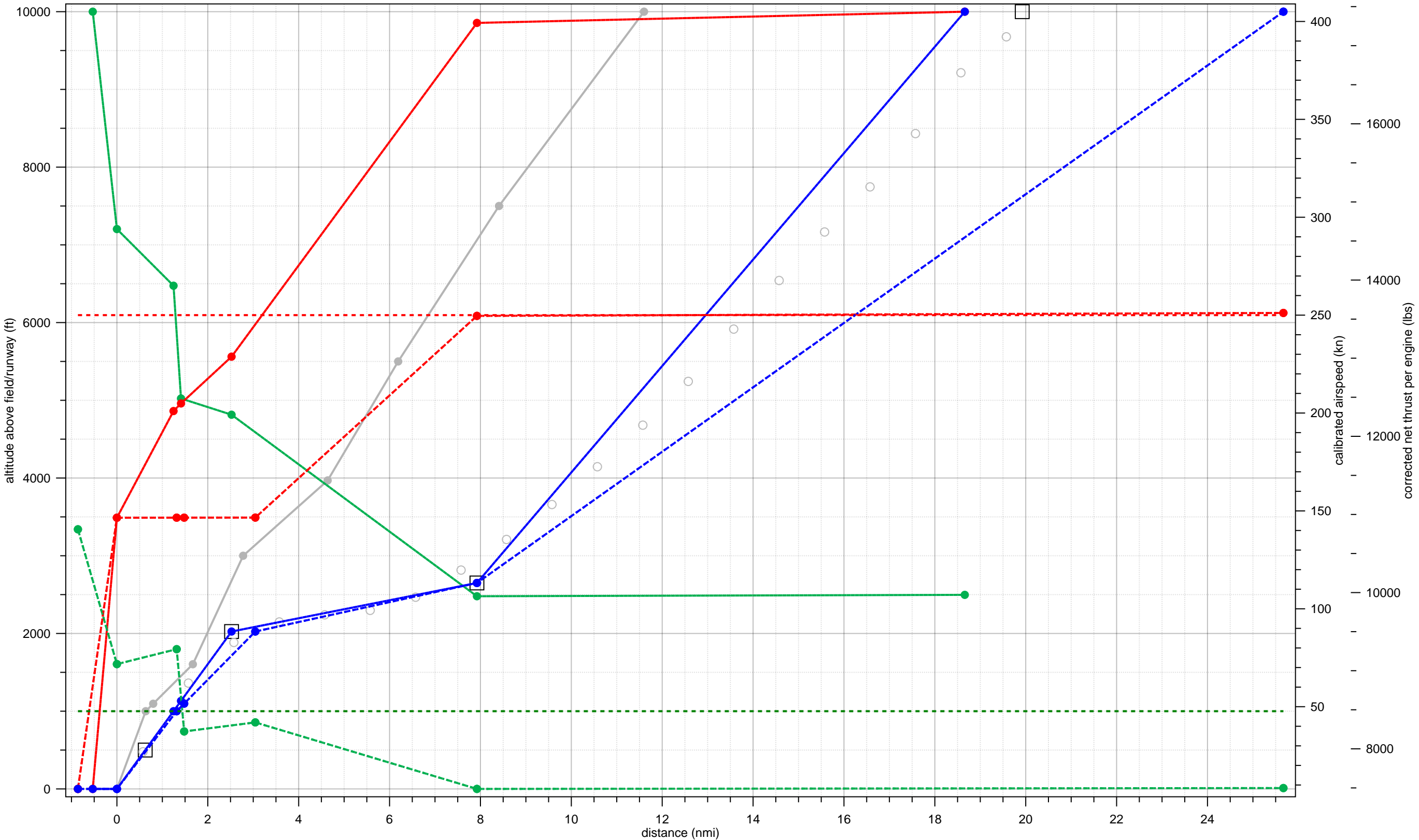


Legend							
—●— StdD2	□ SimpleTargets	○ RawTargets	—●— StdThr, StdWgt: FitThr	—●— StdThr, StdWgt: FitSpd	—●— StdThr, StdWgt: FitAlt	—●— T-26, C-26, StdWgt: FitThr	
—●— T-26, C-26, StdWgt: FitSpd	—●— T-26, C-26, StdWgt: FitAlt	—●— T-06, C-06, W+27%: FitThr	—●— T-06, C-06, W+27%: FitSpd	—●— T-06, C-06, W+27%: FitAlt	—●— maxCAS		
—●— MaxMtoThrustAlt							

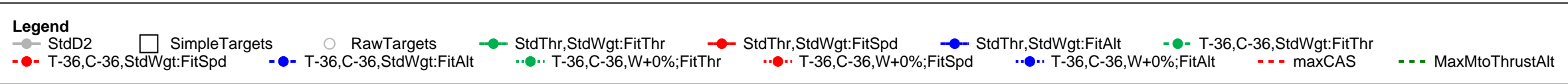
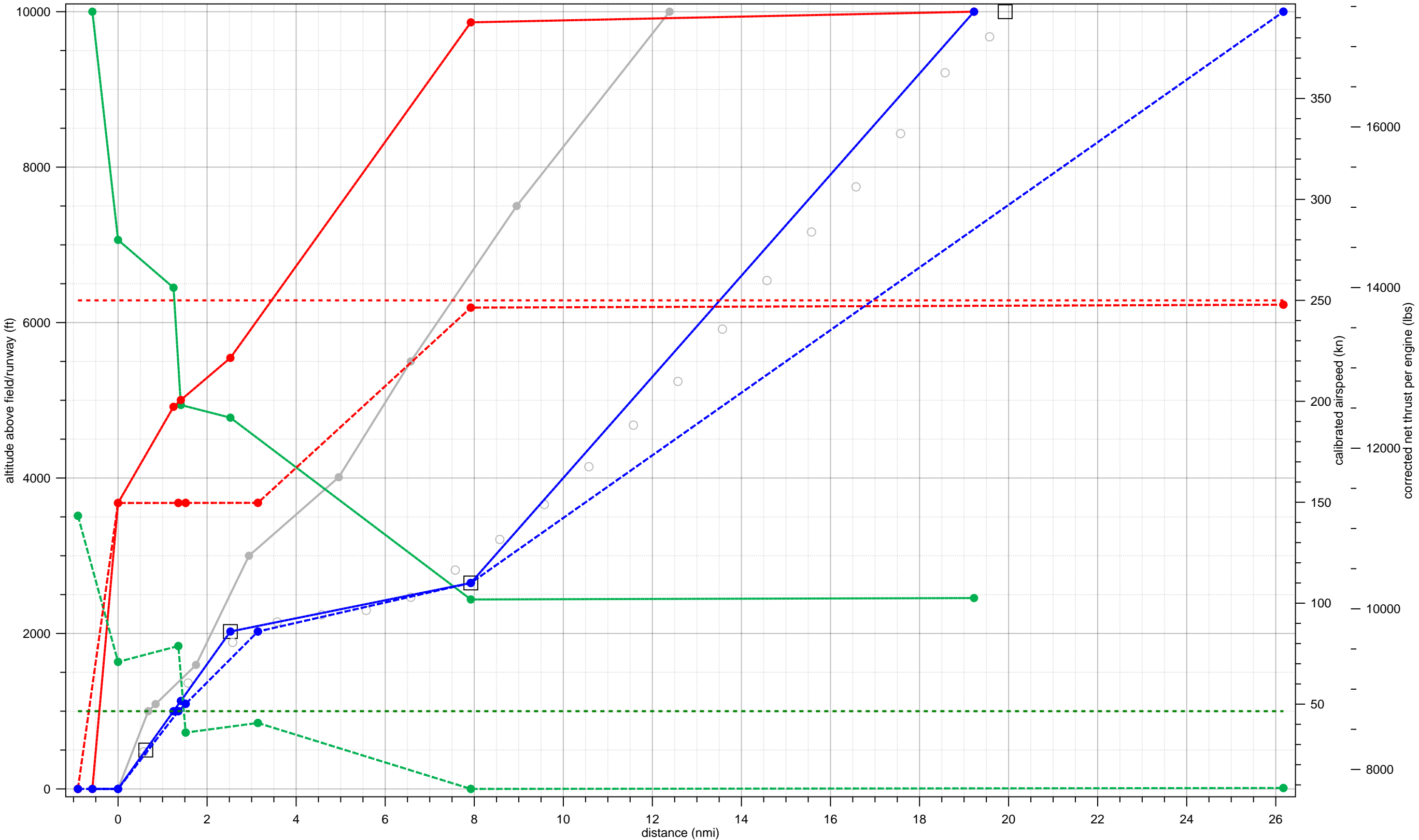
EMB170 fit to 41-D-B737-LJ-2-2000-3to9-0to8 (Standard Weight = 56%)



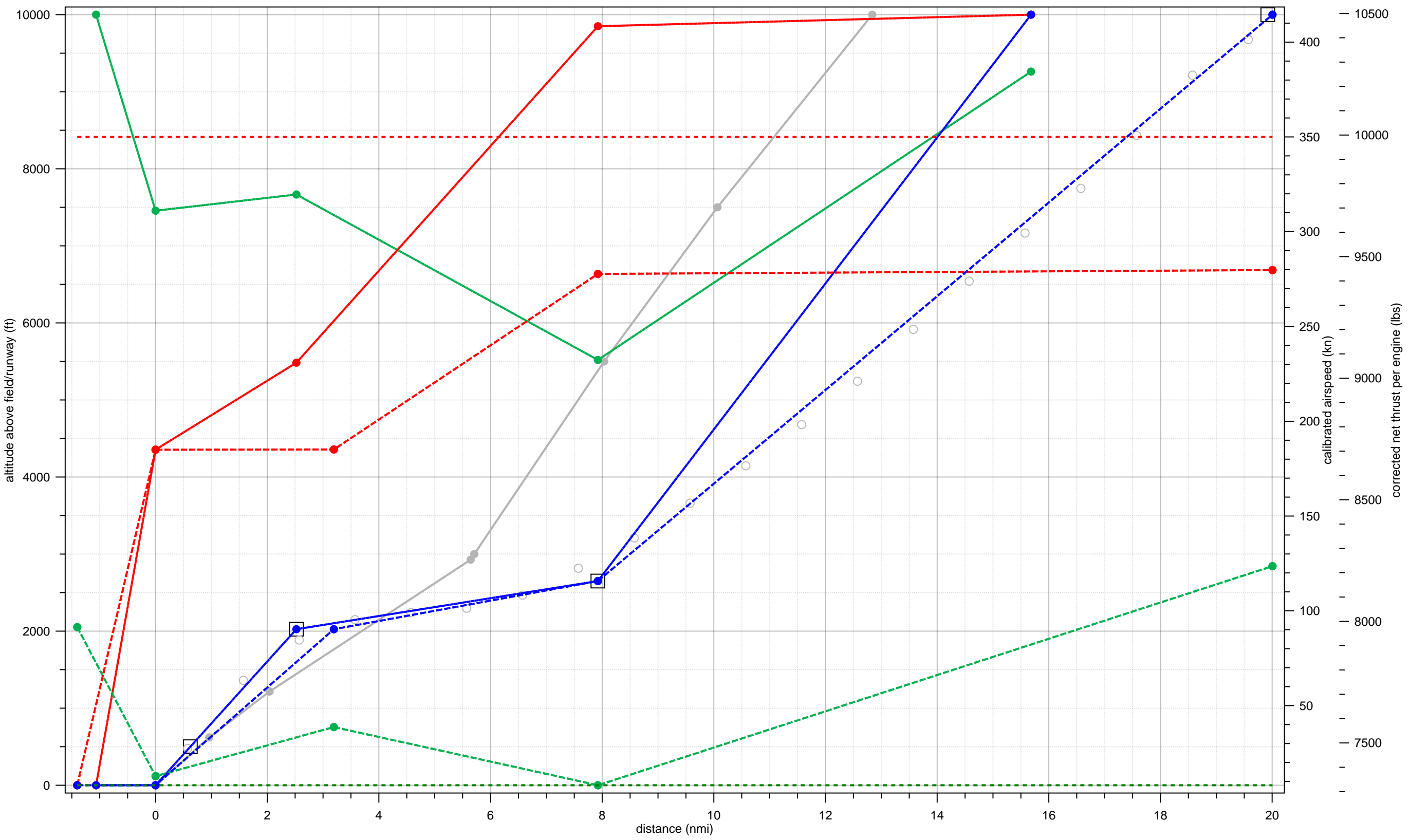
EMB190 fit to 41-D-B737-LJ-2-2000-3to9-0to8 (Standard Weight = 49%)



EMB195 fit to 41-D-B737-LJ-2-2000-3to9-0to8 (Standard Weight = 55%)

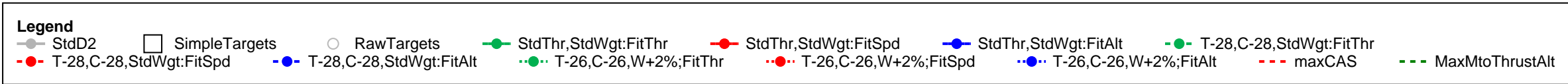
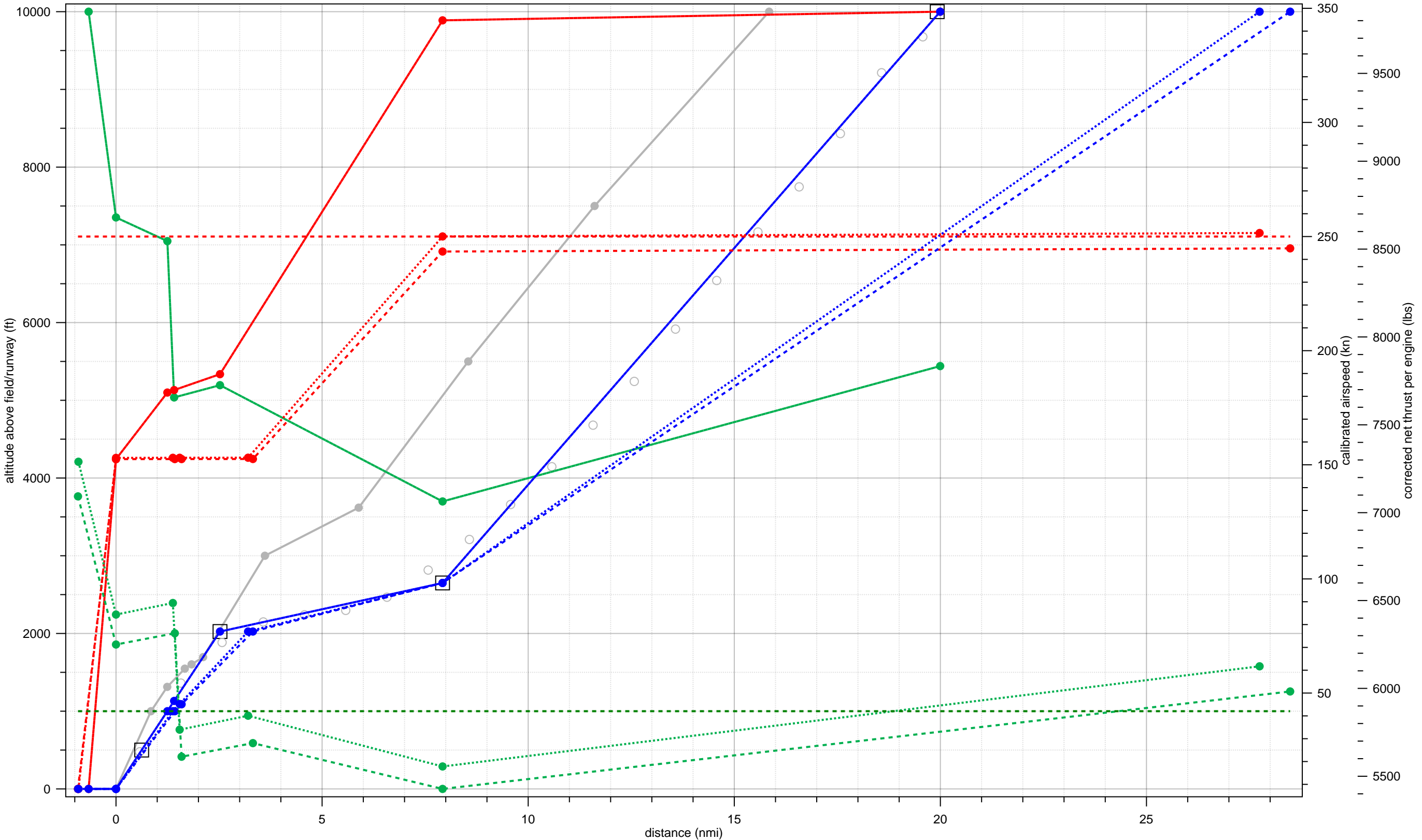


F4C fit to 41-D-B737-LJ-2-2000-3to9-0to8 (Standard Weight = 100%)

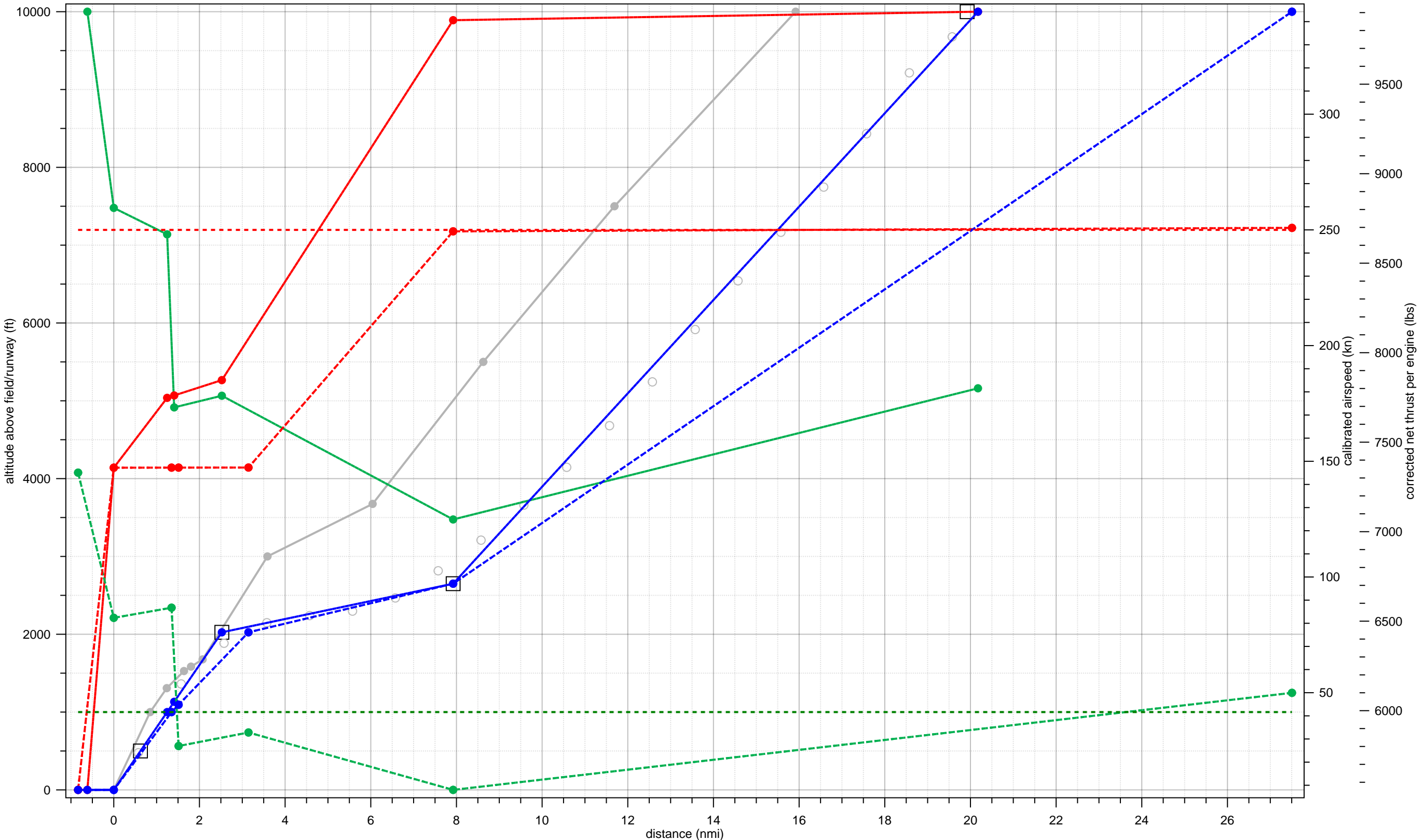


Legend											
StdD2	SimpleTargets	RawTargets	StdThr,StdWgt:FitThr	StdThr,StdWgt:FitSpd	StdThr,StdWgt:FitAlt	T-24,C-24,StdWgt:FitThr	T-24,C-24,W+0%;FitThr	T-24,C-24,W+0%;FitSpd	T-24,C-24,W+0%;FitAlt	maxCAS	MaxMtoThrustAlt

F28MK2 fit to 41-D-B737-LJ-2-2000-3to9-0to8 (Standard Weight = 96%)

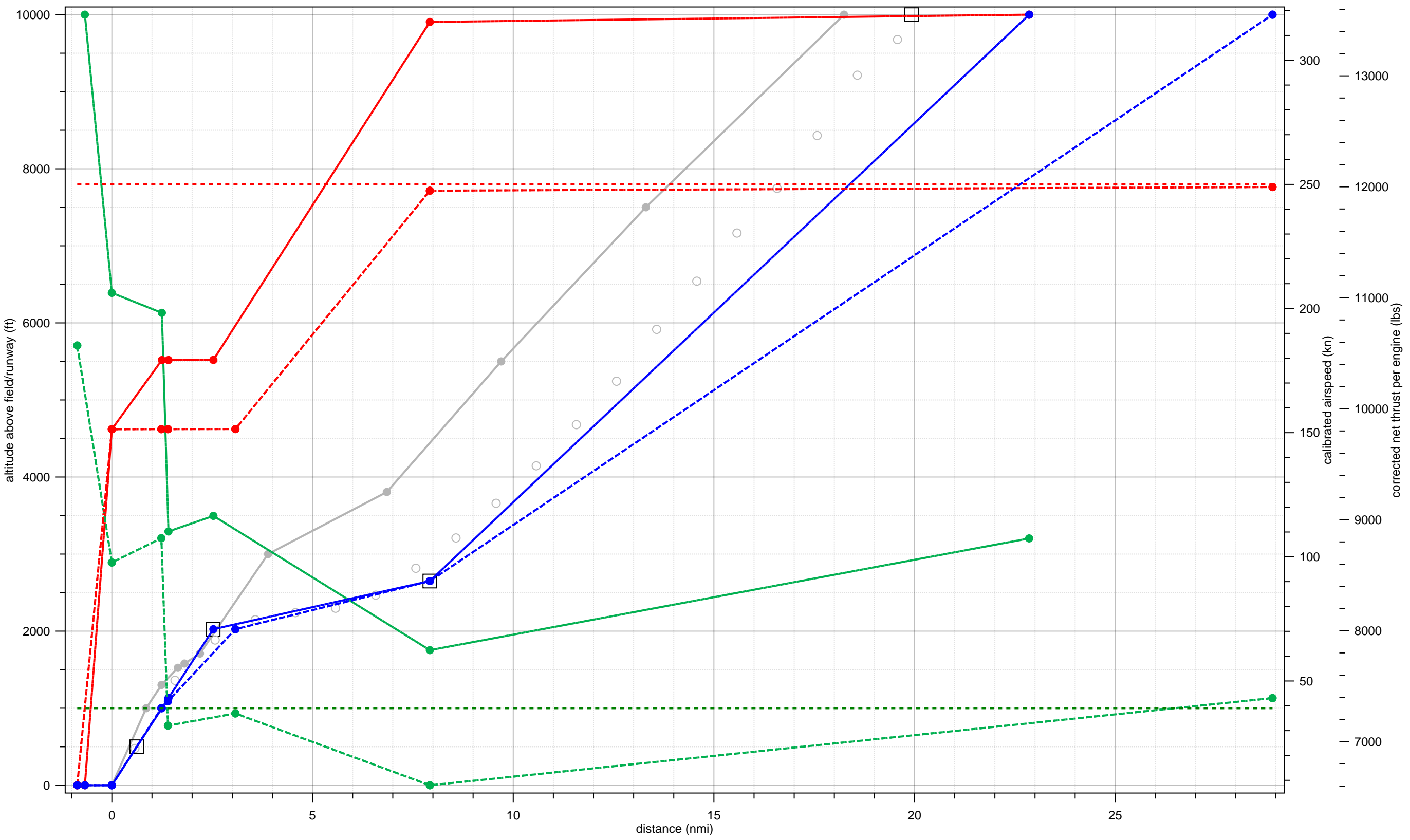


F28MK4 fit to 41-D-B737-LJ-2-2000-3to9-0to8 (Standard Weight = 80%)



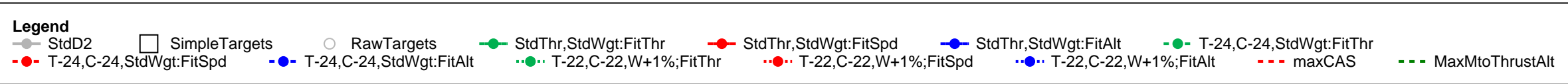
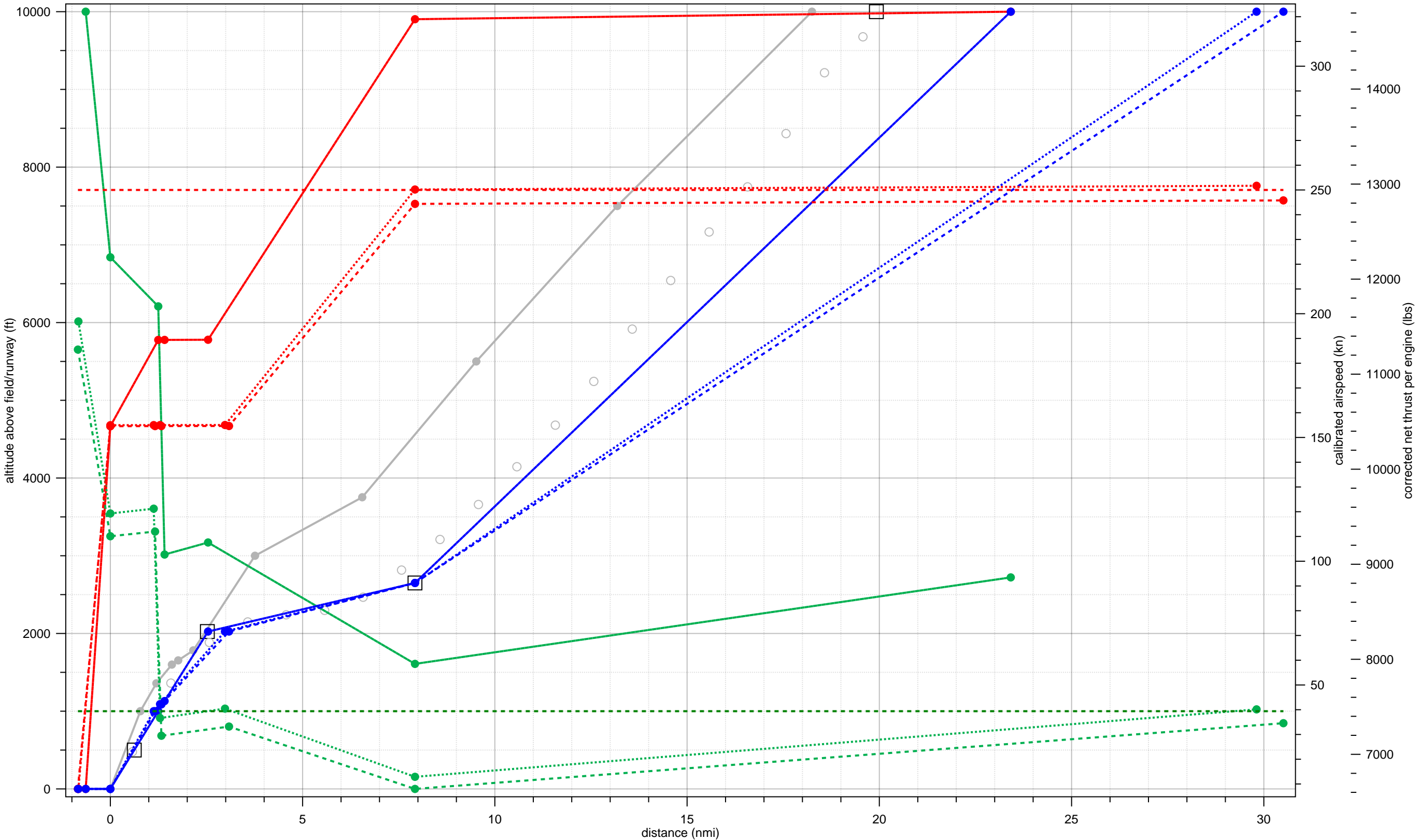
Legend													
● StdD2	□ SimpleTargets	○ RawTargets	● StdThr,StdWgt:FitThr	● StdThr,StdWgt:FitSpd	● StdThr,StdWgt:FitAlt	● T-26,C-26,StdWgt:FitThr	● T-26,C-26,StdWgt:FitSpd	● T-26,C-26,StdWgt:FitAlt	● T-26,C-26,W+1%;FitThr	● T-26,C-26,W+1%;FitSpd	● T-26,C-26,W+1%;FitAlt	● maxCAS	● MaxMtoThrustAlt

F10062 fit to 41-D-B737-LJ-2-2000-3to9-0to8 (Standard Weight = 84%)

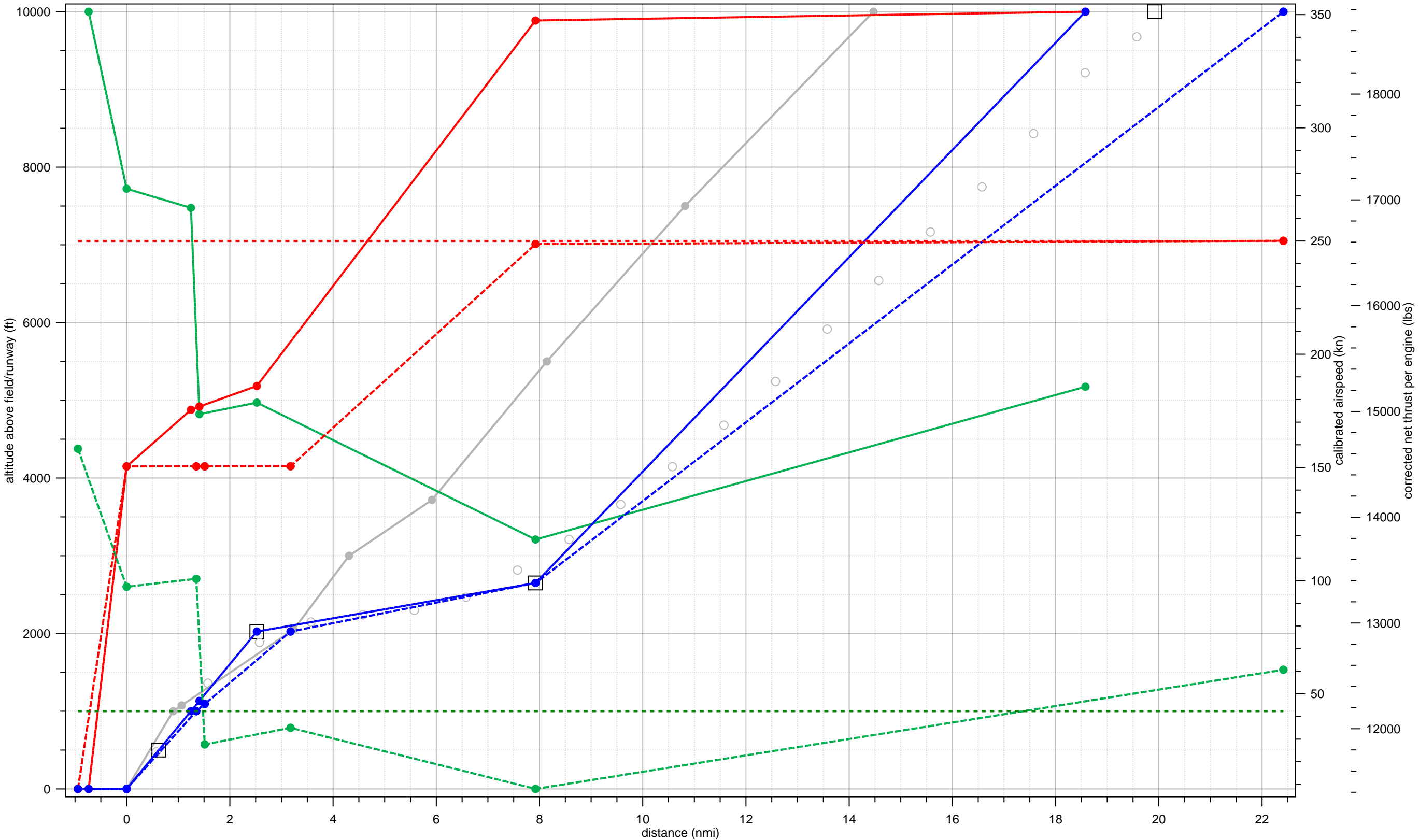


Legend									
—●— StdD2	□ SimpleTargets	○ RawTargets	—●— StdThr,StdWgt:FitThr	—●— StdThr,StdWgt:FitSpd	—●— StdThr,StdWgt:FitAlt	—●— T-22,C-22,StdWgt:FitThr			
- - -●- - - T-22,C-22,StdWgt:FitSpd	- - -●- - - T-22,C-22,StdWgt:FitAlt	- - -●- - - T-22,C-22,W+0%;FitThr	- - -●- - - T-22,C-22,W+0%;FitSpd	- - -●- - - T-22,C-22,W+0%;FitAlt	- - -●- - - maxCAS	- - -●- - - MaxMtoThrustAlt			

F10065 fit to 41-D-B737-LJ-2-2000-3to9-0to8 (Standard Weight = 83%)

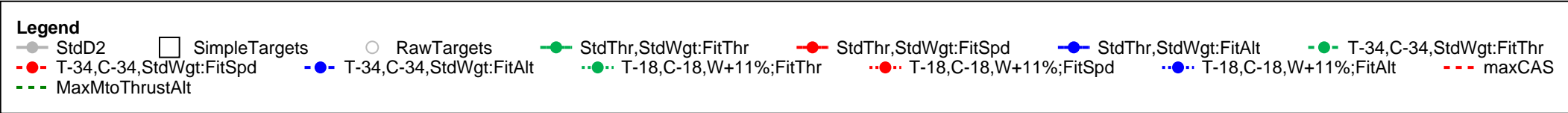
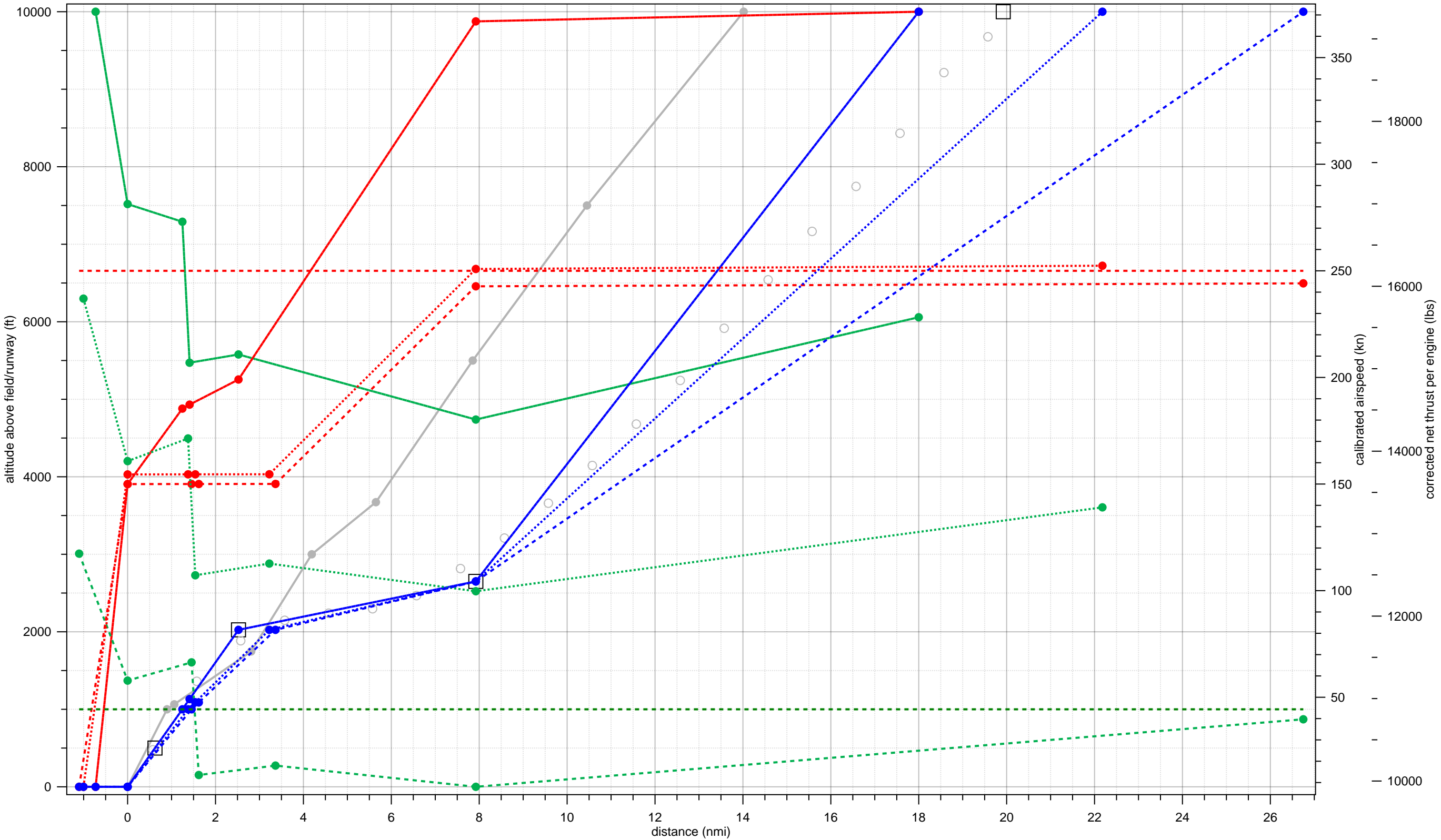


MD81 fit to 41-D-B737-LJ-2-2000-3to9-0to8 (Standard Weight = 80%)

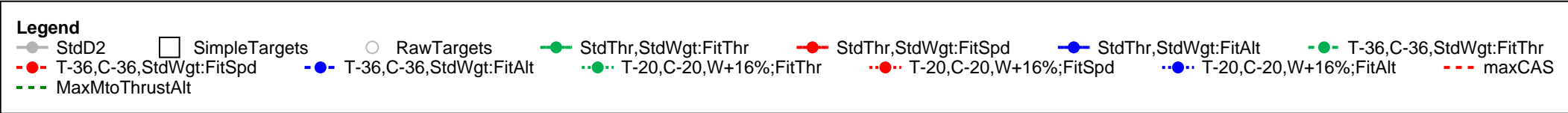
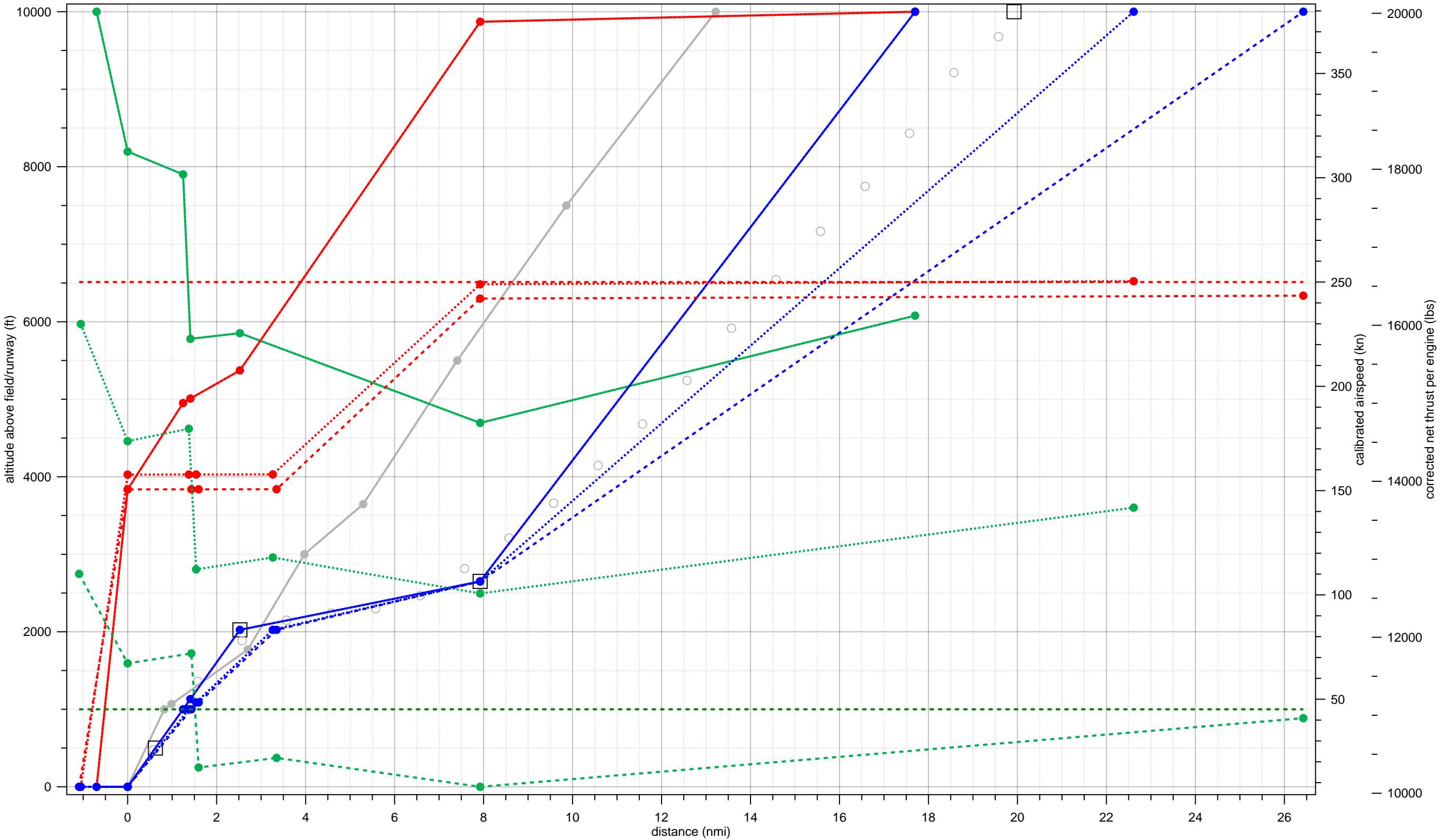


Legend											
StdD2	SimpleTargets	RawTargets	StdThr,StdWgt:FitThr	StdThr,StdWgt:FitSpd	StdThr,StdWgt:FitAlt	T-22,C-22,StdWgt:FitThr	T-22,C-22,W+0%;FitThr	T-22,C-22,W+0%;FitSpd	T-22,C-22,W+0%;FitAlt	maxCAS	MaxMtoThrustAlt

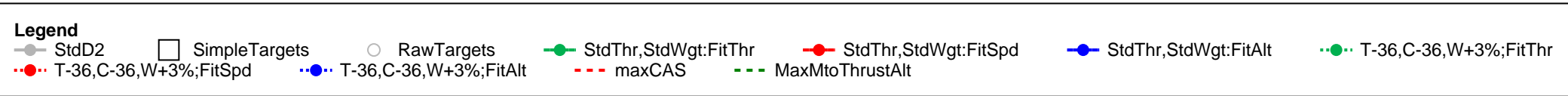
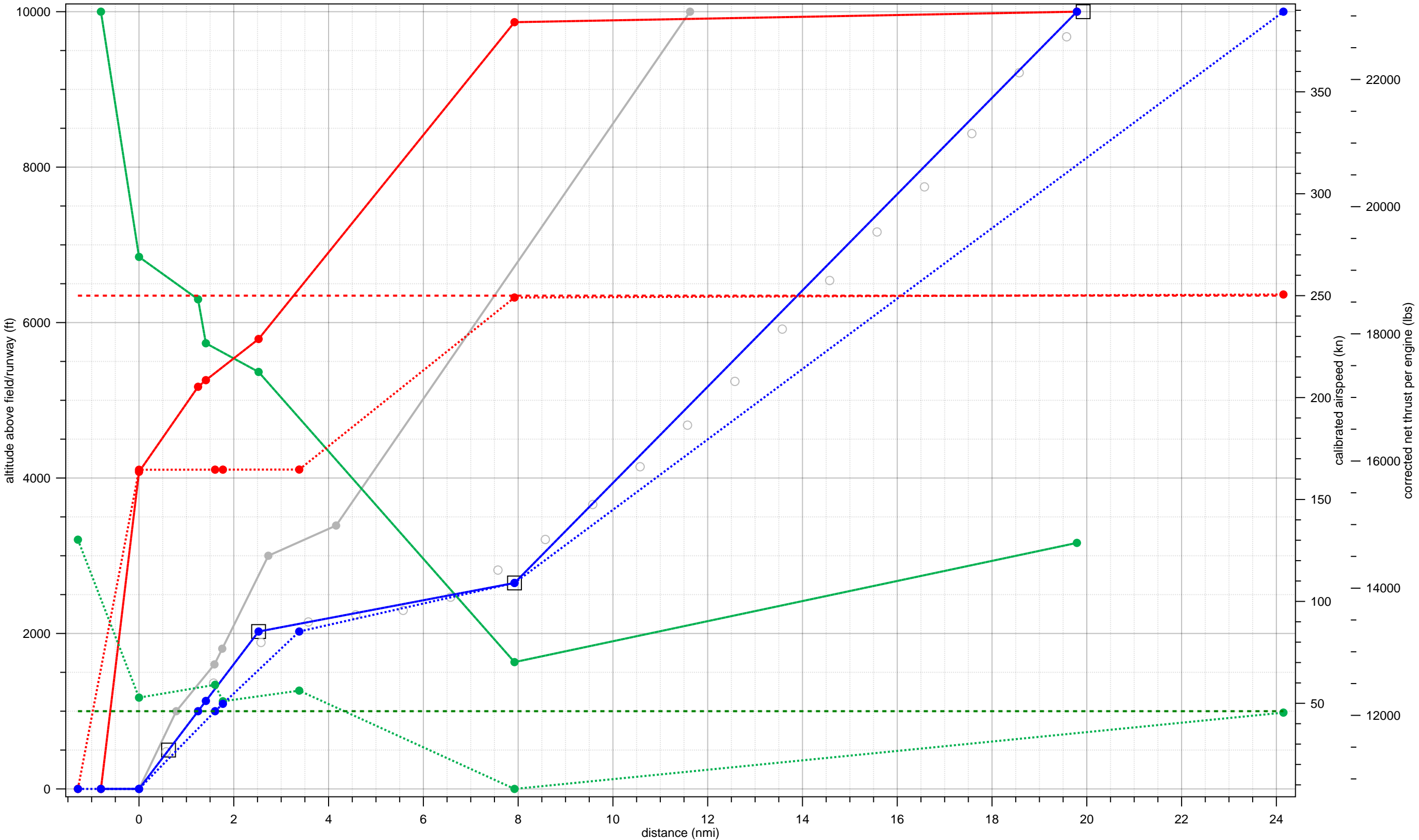
MD82 fit to 41-D-B737-LJ-2-2000-3to9-0to8 (Standard Weight = 69%)



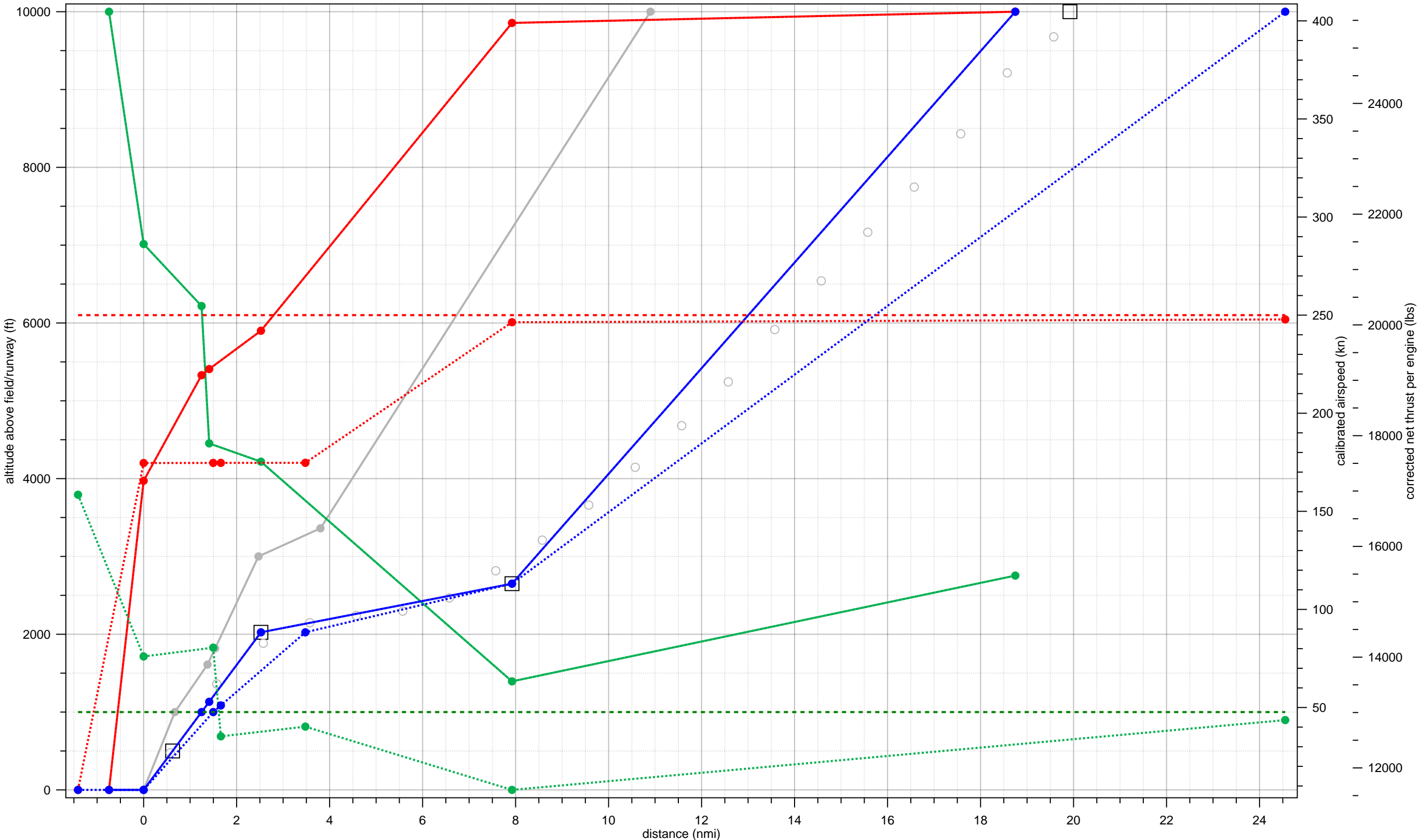
MD83 fit to 41-D-B737-LJ-2-2000-3to9-0to8 (Standard Weight = 61%)



MD9025 fit to 41-D-B737-LJ-2-2000-3to9-0to8 (Standard Weight = 76%)



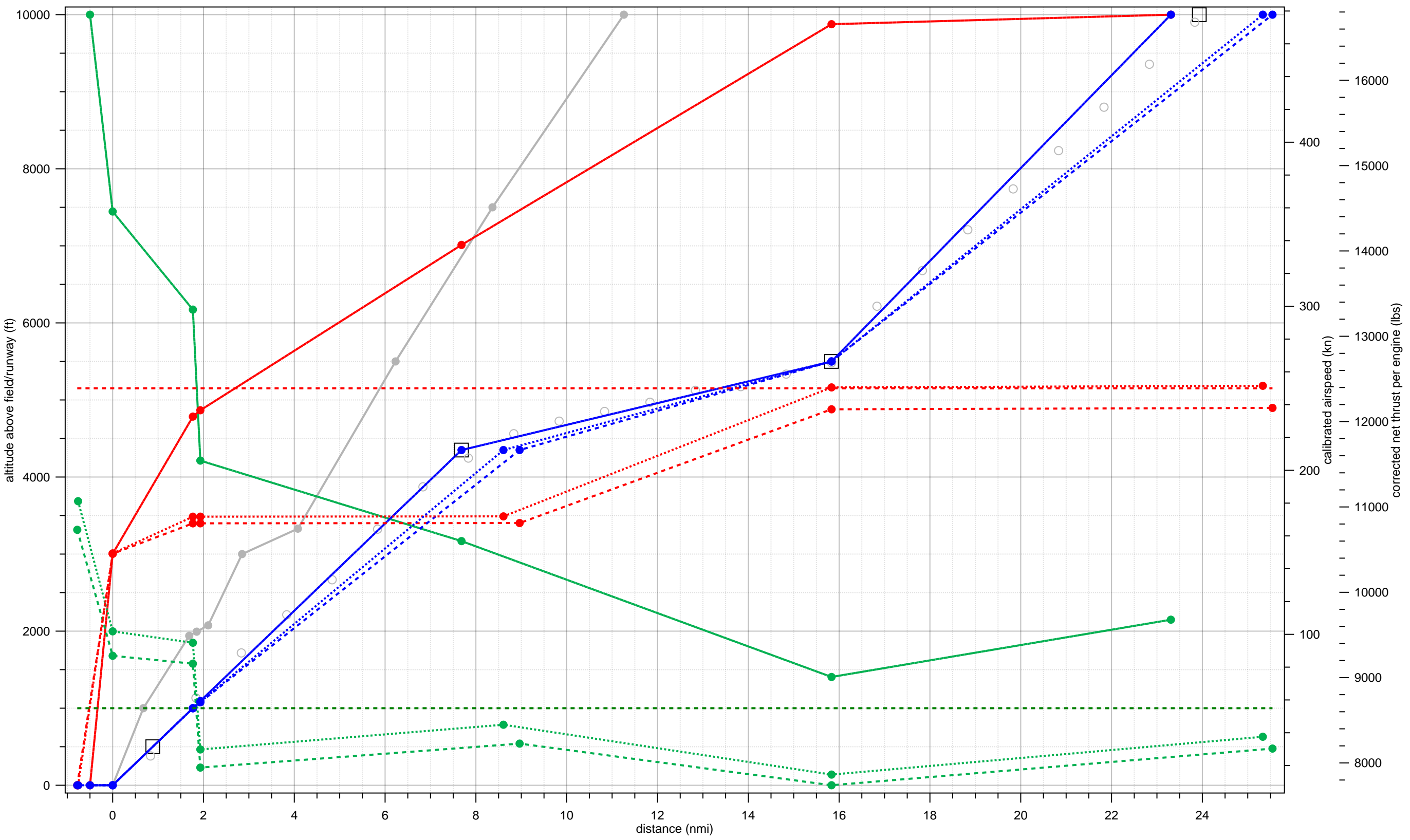
MD9028 fit to 41-D-B737-LJ-2-2000-3to9-0to8 (Standard Weight = 76%)



Legend

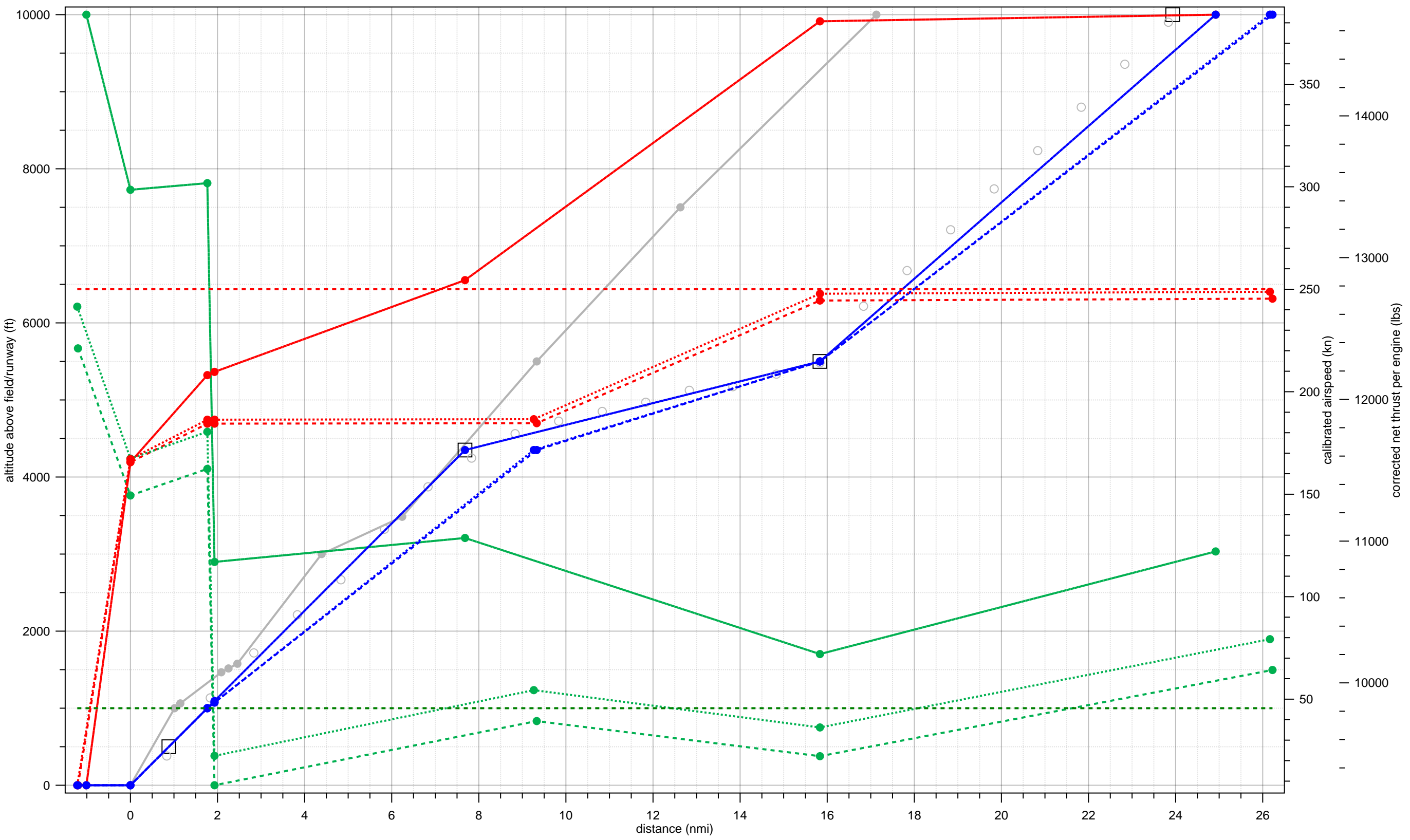
- StdD2 (grey solid line)
- SimpleTargets (white square)
- RawTargets (grey square)
- StdThr, StdWgt; FitThr (green solid line)
- StdThr, StdWgt; FitSpd (red solid line)
- StdThr, StdWgt; FitAlt (blue solid line)
- T-34, C-34, W+21%; FitThr (green dotted line)
- T-34, C-34, W+21%; FitAlt (blue dotted line)
- maxCAS (red dashed line)
- MaxMtoThrustAlt (green dashed line)

720B fit to 42-D-B737-LJ-2-5000-3to9-9to18 (Standard Weight = 33%)



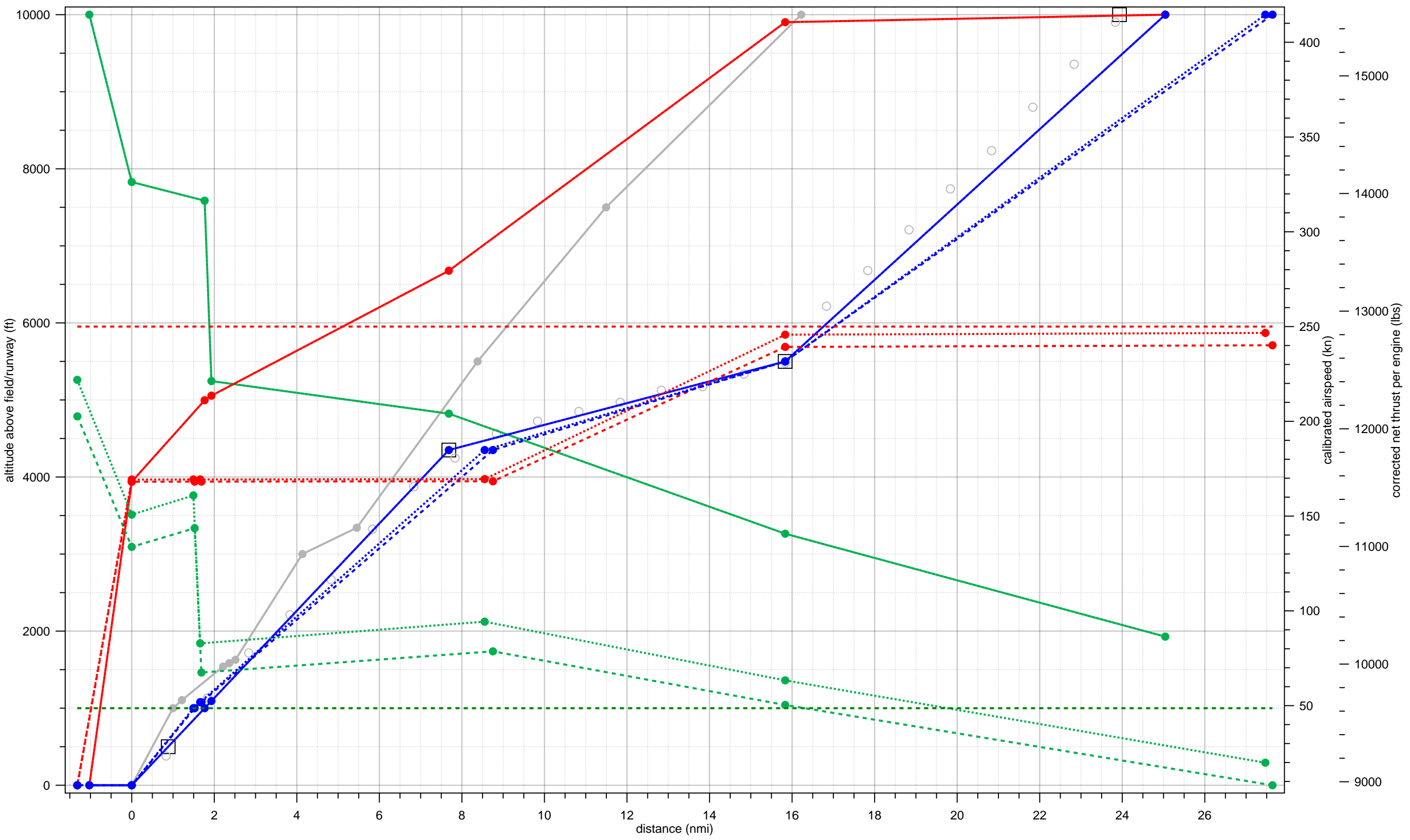
Legend													
StdD2	SimpleTargets	RawTargets	StdThr, StdWgt: FitThr	StdThr, StdWgt: FitSpd	StdThr, StdWgt: FitAlt	T-36, C-36, StdWgt: FitThr	T-34, C-34, W+1%; FitThr	T-36, C-36, StdWgt: FitSpd	T-34, C-34, W+1%; FitSpd	T-36, C-36, StdWgt: FitAlt	T-34, C-34, W+1%; FitAlt	maxCAS	MaxMtoThrustAlt

727D15 fit to 42-D-B737-LJ-2-5000-3to9-9to18 (Standard Weight = 59%)



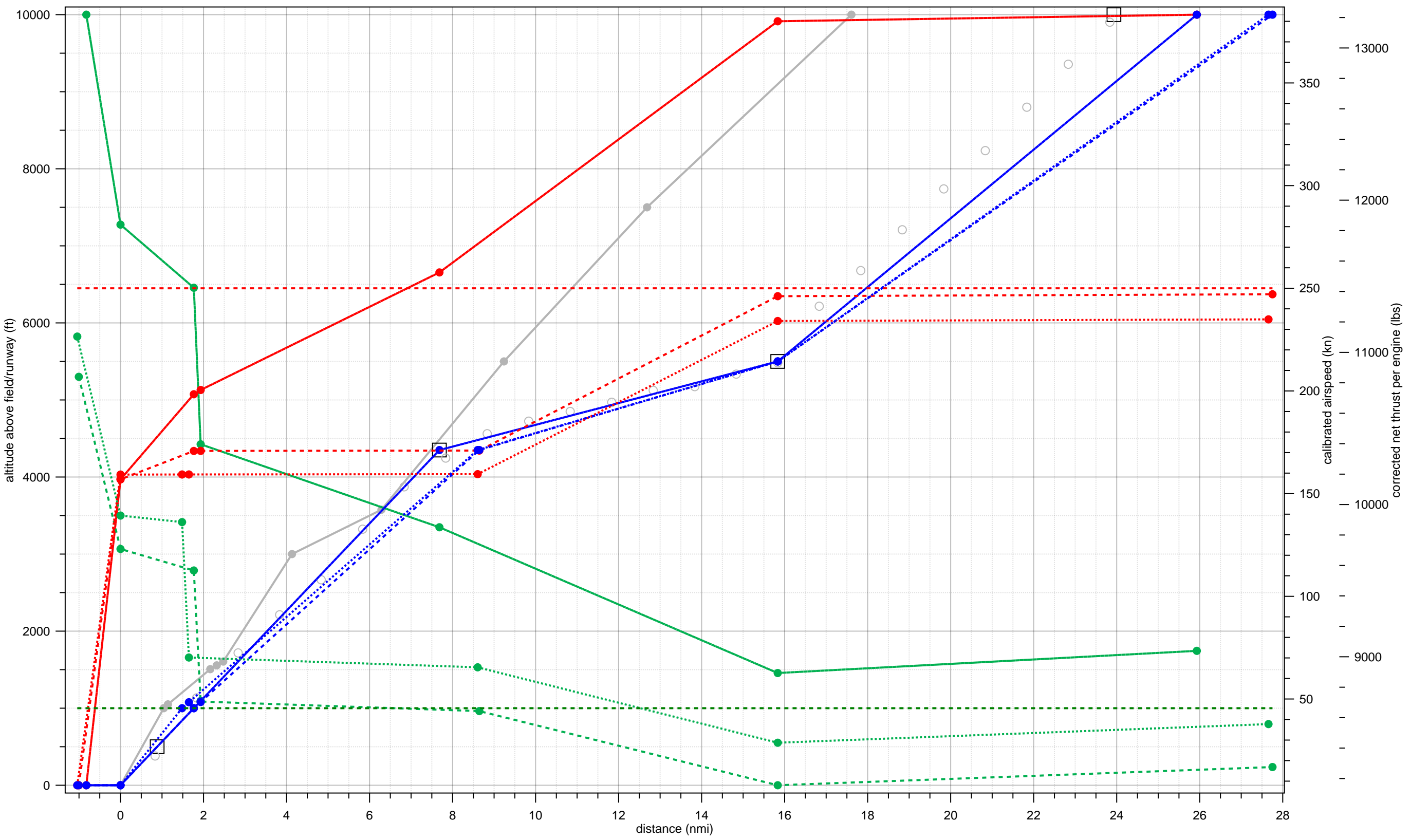
Legend													
● StdD2	□ SimpleTargets	○ RawTargets	—●— StdThr,StdWgt:FitThr	—●— StdThr,StdWgt:FitSpd	—●— StdThr,StdWgt:FitAlt	—●— T-16,C-16,StdWgt:FitThr	—●— T-16,C-16,StdWgt:FitSpd	—●— T-16,C-16,StdWgt:FitAlt	—●— T-14,C-14,W+3%;FitThr	—●— T-14,C-14,W+3%;FitSpd	—●— T-14,C-14,W+3%;FitAlt	—●— maxCAS	—●— MaxMtoThrustAlt

727D17 fit to 42-D-B737-LJ-2-5000-3to9-9to18 (Standard Weight = 64%)



Legend											
—●— StdD2	□ SimpleTargets	○ RawTargets	—●— StdThr,StdWgt:FitThr	—●— StdThr,StdWgt:FitSpd	—●— StdThr,StdWgt:FitAlt	—●— T-22,C-22,StdWgt:FitThr	—●— T-20,C-20,W+3%;FitThr	—●— T-20,C-20,W+3%;FitSpd	—●— T-20,C-20,W+3%;FitAlt	—●— maxCAS	—●— MaxMtoThrustAlt

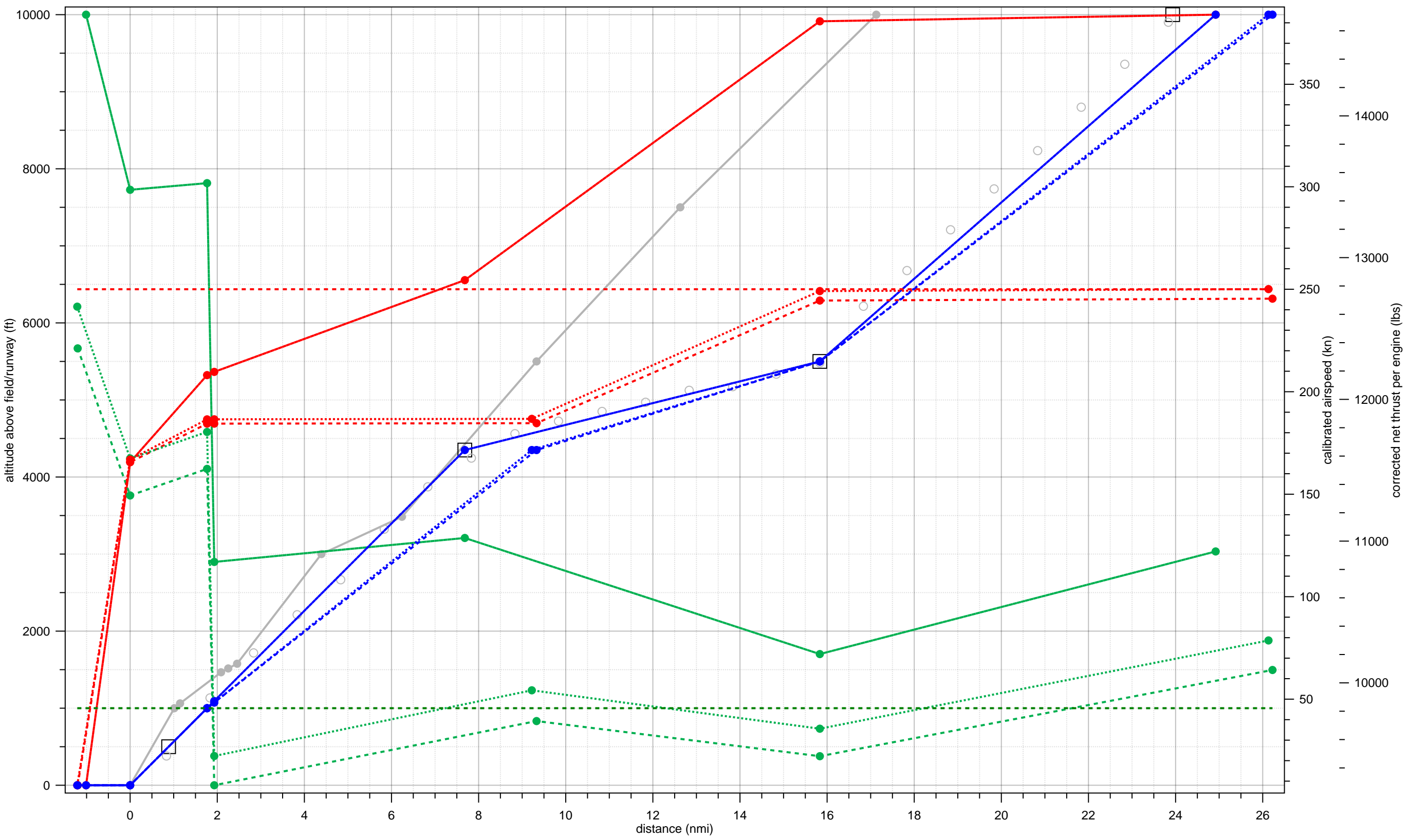
727EM1 fit to 42-D-B737-LJ-2-5000-3to9-9to18 (Standard Weight = 62%)



Legend

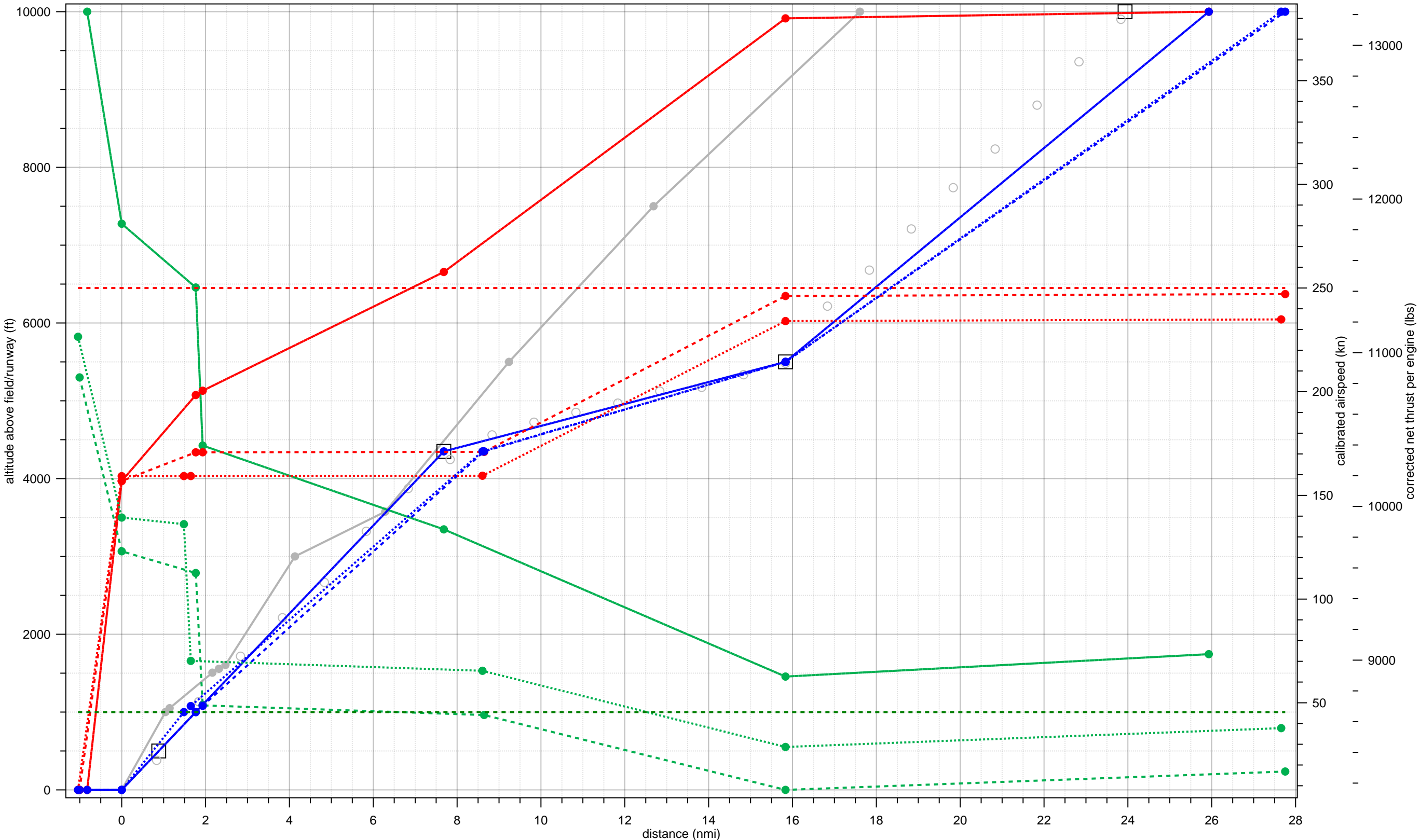
- StdD2 (Grey solid line with circles)
- SimpleTargets (White square)
- RawTargets (White circle)
- StdThr, StdWgt:FitThr (Green solid line with circles)
- StdThr, StdWgt:FitSpd (Red solid line with circles)
- StdThr, StdWgt:FitAlt (Blue solid line with circles)
- T-18, C-18, StdWgt:FitThr (Green dotted line with circles)
- T-16, C-16, W+7%;FitThr (Green dotted line with circles)
- MaxMtoThrustAlt (Green dashed horizontal line)
- T-18, C-18, StdWgt:FitSpd (Red dotted line with circles)
- T-16, C-16, W+7%;FitSpd (Red dotted line with circles)
- T-16, C-16, W+7%;FitAlt (Blue dotted line with circles)
- maxCAS (Red dashed horizontal line)

727EM2 fit to 42-D-B737-LJ-2-5000-3to9-9to18 (Standard Weight = 70%)



Legend											
● StdD2	□ SimpleTargets	○ RawTargets	—●— StdThr,StdWgt:FitThr	—●— StdThr,StdWgt:FitSpd	—●— StdThr,StdWgt:FitAlt	—●— T-16,C-16,StdWgt:FitThr	—●— T-14,C-14,W+2%;FitThr	—●— T-14,C-14,W+2%;FitSpd	—●— T-14,C-14,W+2%;FitAlt	--- maxCAS	--- MaxMtoThrustAlt

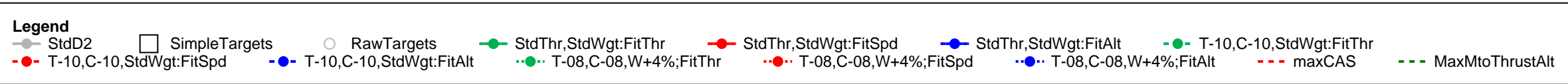
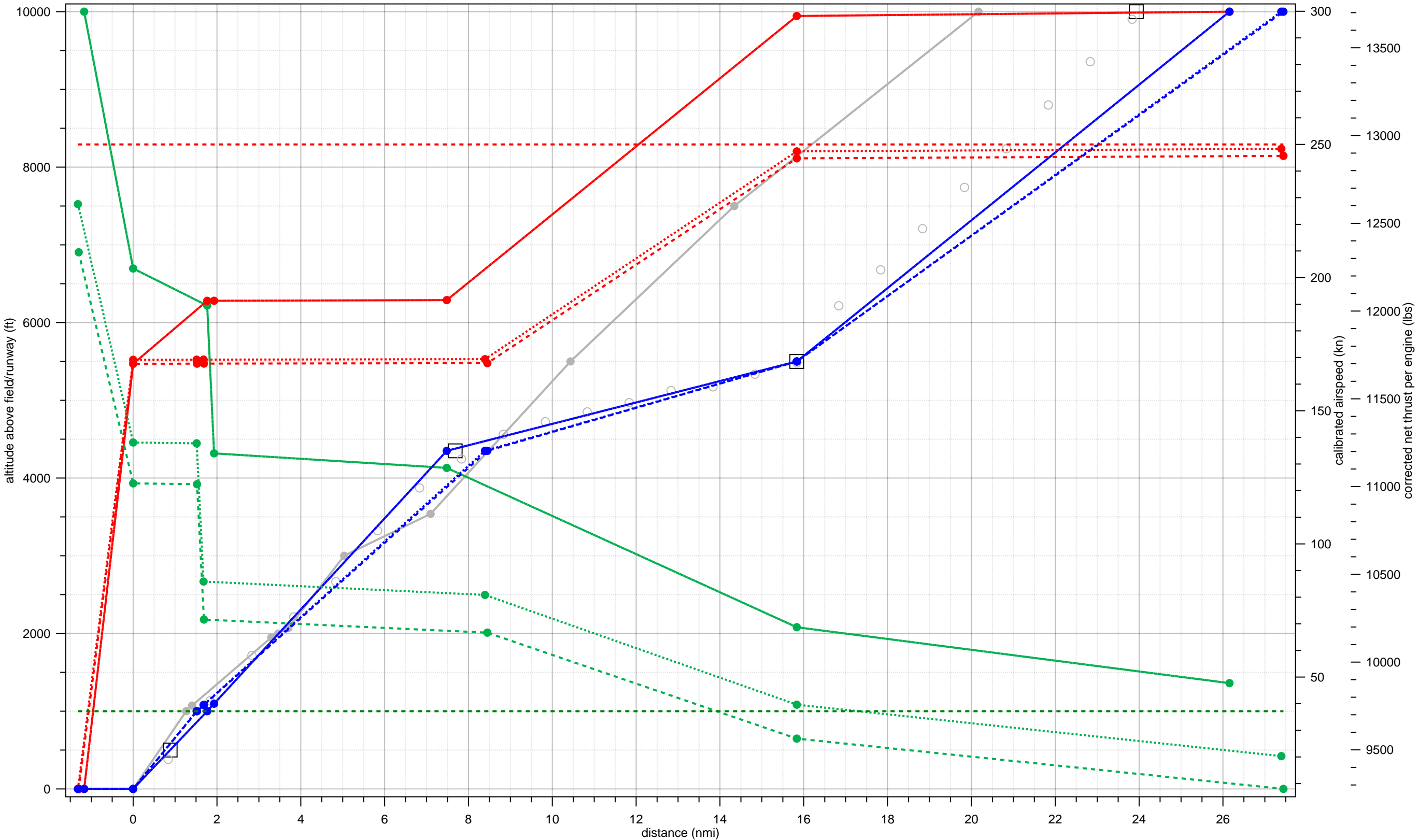
727Q7 fit to 42-D-B737-LJ-2-5000-3to9-9to18 (Standard Weight = 62%)



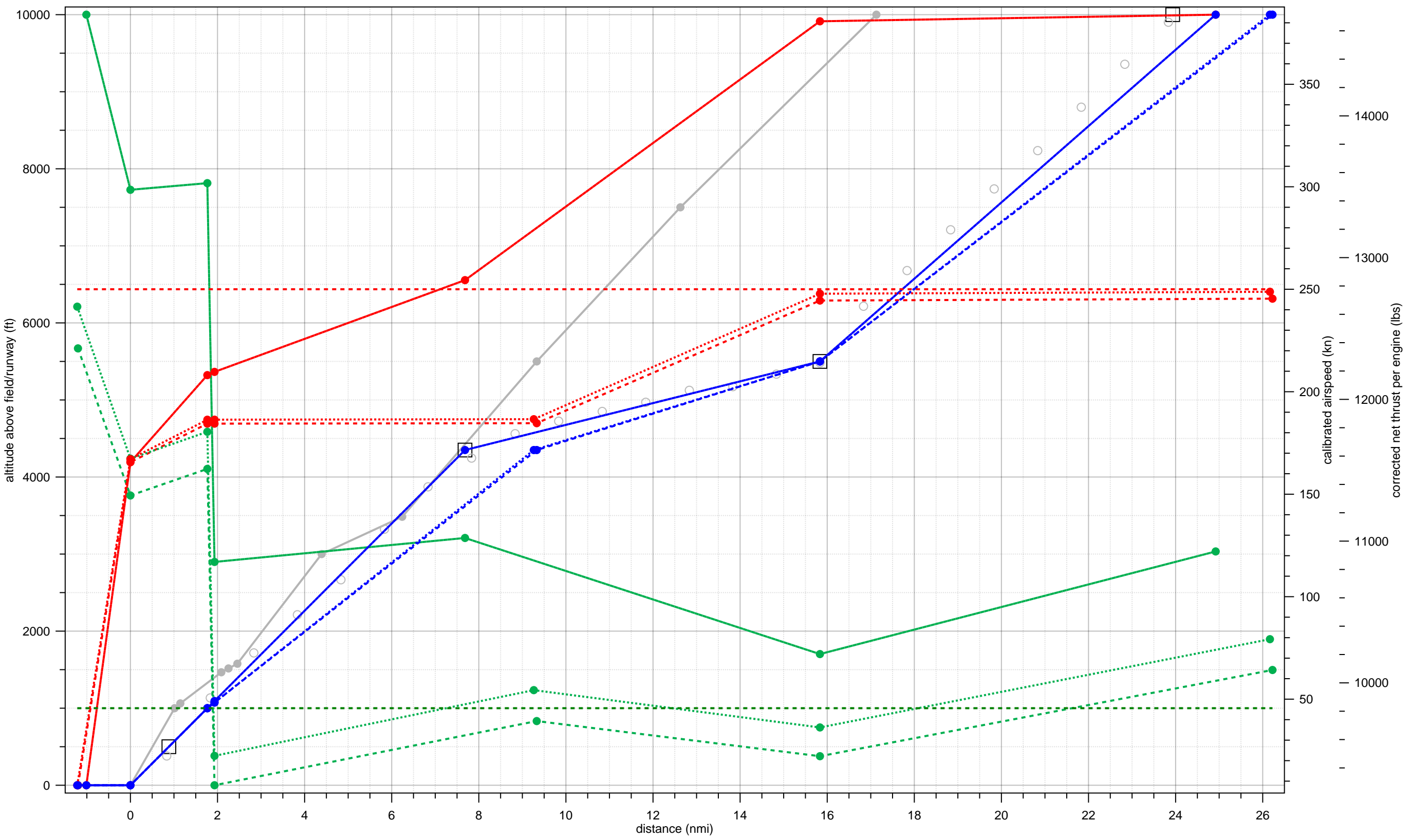
Legend

- StdD2 (Grey solid line with filled circles)
- SimpleTargets (Open square)
- RawTargets (Open circle)
- StdThr, StdWgt:FitThr (Green solid line with filled circles)
- StdThr, StdWgt:FitSpd (Red solid line with filled circles)
- StdThr, StdWgt:FitAlt (Blue solid line with filled circles)
- T-18, C-18, StdWgt:FitThr (Green dotted line with filled circles)
- T-16, C-16, W+7%;FitThr (Green dotted line with filled circles)
- T-18, C-18, StdWgt:FitSpd (Red dotted line with filled circles)
- T-16, C-16, W+7%;FitSpd (Red dotted line with filled circles)
- T-18, C-18, StdWgt:FitAlt (Blue dotted line with filled circles)
- T-16, C-16, W+7%;FitAlt (Blue dotted line with filled circles)
- maxCAS (Red dashed line)
- MaxMtoThrustAlt (Green dashed line)

727Q9 fit to 42-D-B737-LJ-2-5000-3to9-9to18 (Standard Weight = 75%)



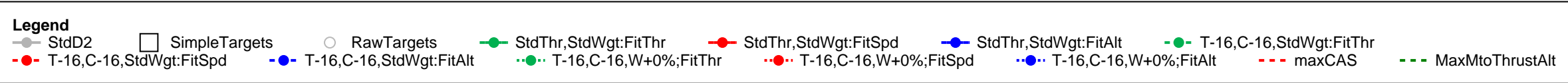
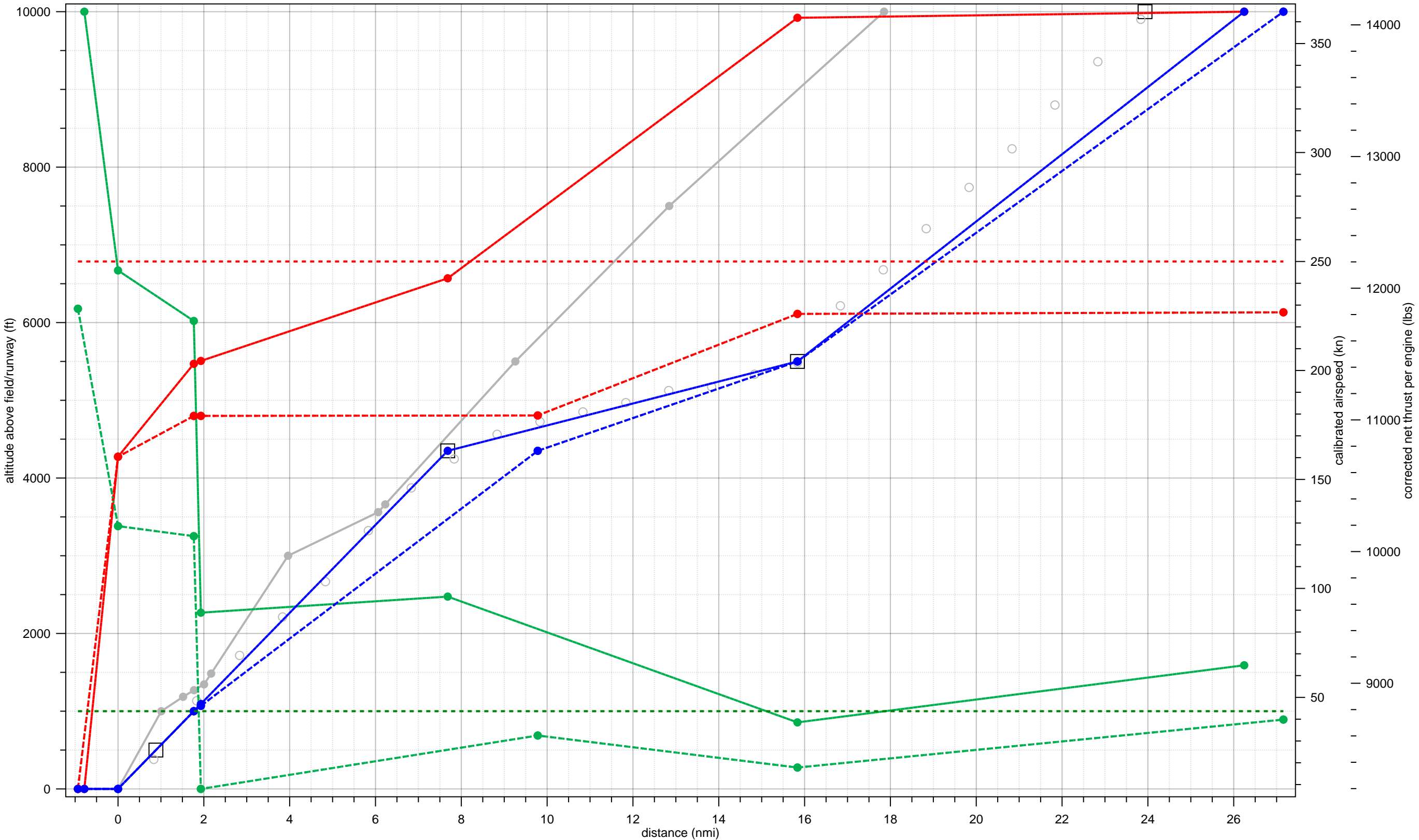
727Q15 fit to 42-D-B737-LJ-2-5000-3to9-9to18 (Standard Weight = 59%)



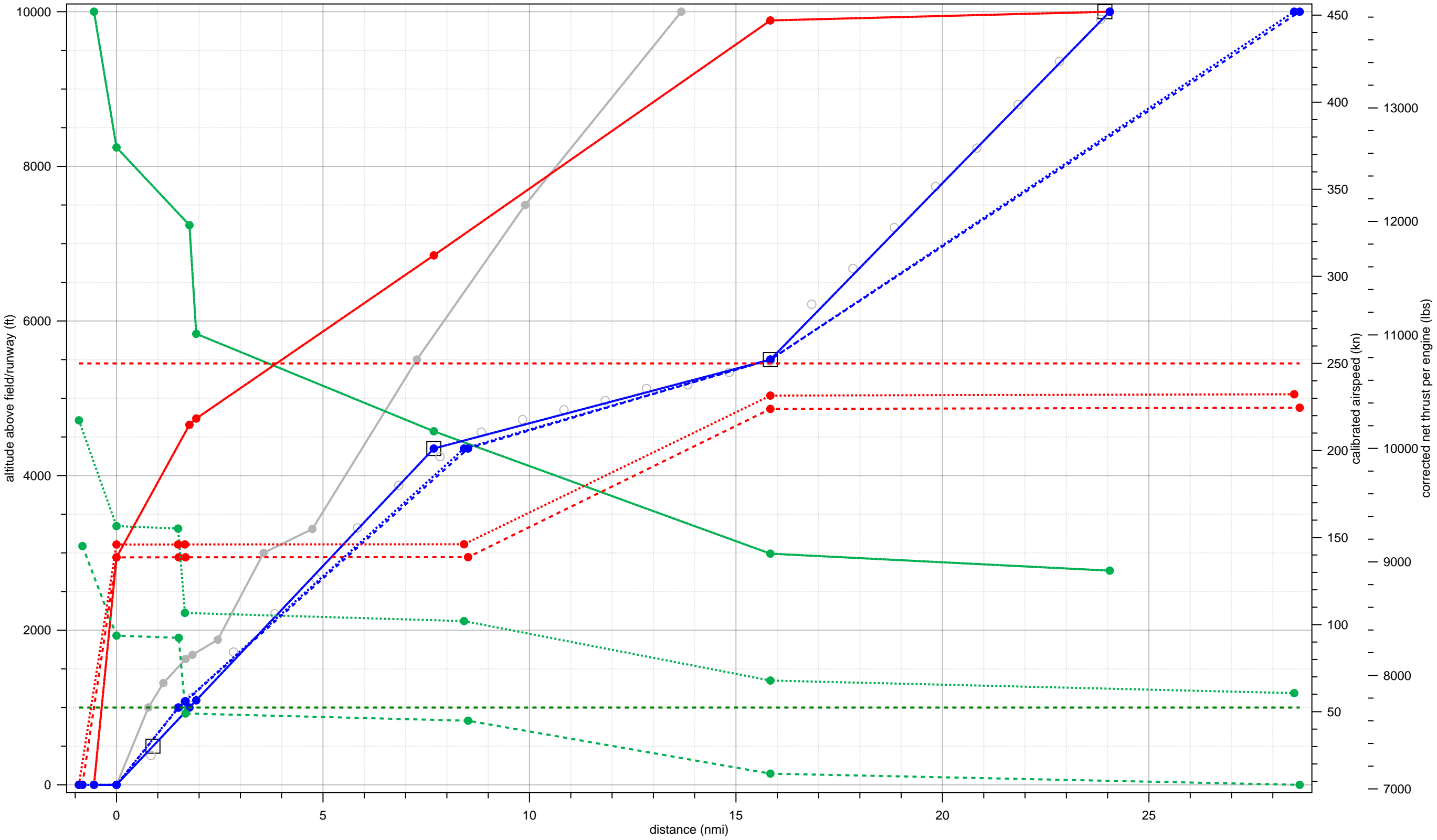
Legend

—●— StdD2	□ SimpleTargets	○ RawTargets	—●— StdThr, StdWgt: FitThr	—●— StdThr, StdWgt: FitSpd	—●— StdThr, StdWgt: FitAlt	—●— T-16, C-16, StdWgt: FitThr
- -●- - T-16, C-16, StdWgt: FitSpd	- -●- - T-16, C-16, StdWgt: FitAlt	...●... T-14, C-14, W+3%; FitThr	- -●- - T-14, C-14, W+3%; FitSpd	...●... T-14, C-14, W+3%; FitAlt	- - - MaxCAS	- - - MaxMtoThrustAlt

727QF fit to 42-D-B737-LJ-2-5000-3to9-9to18 (Standard Weight = 62%)

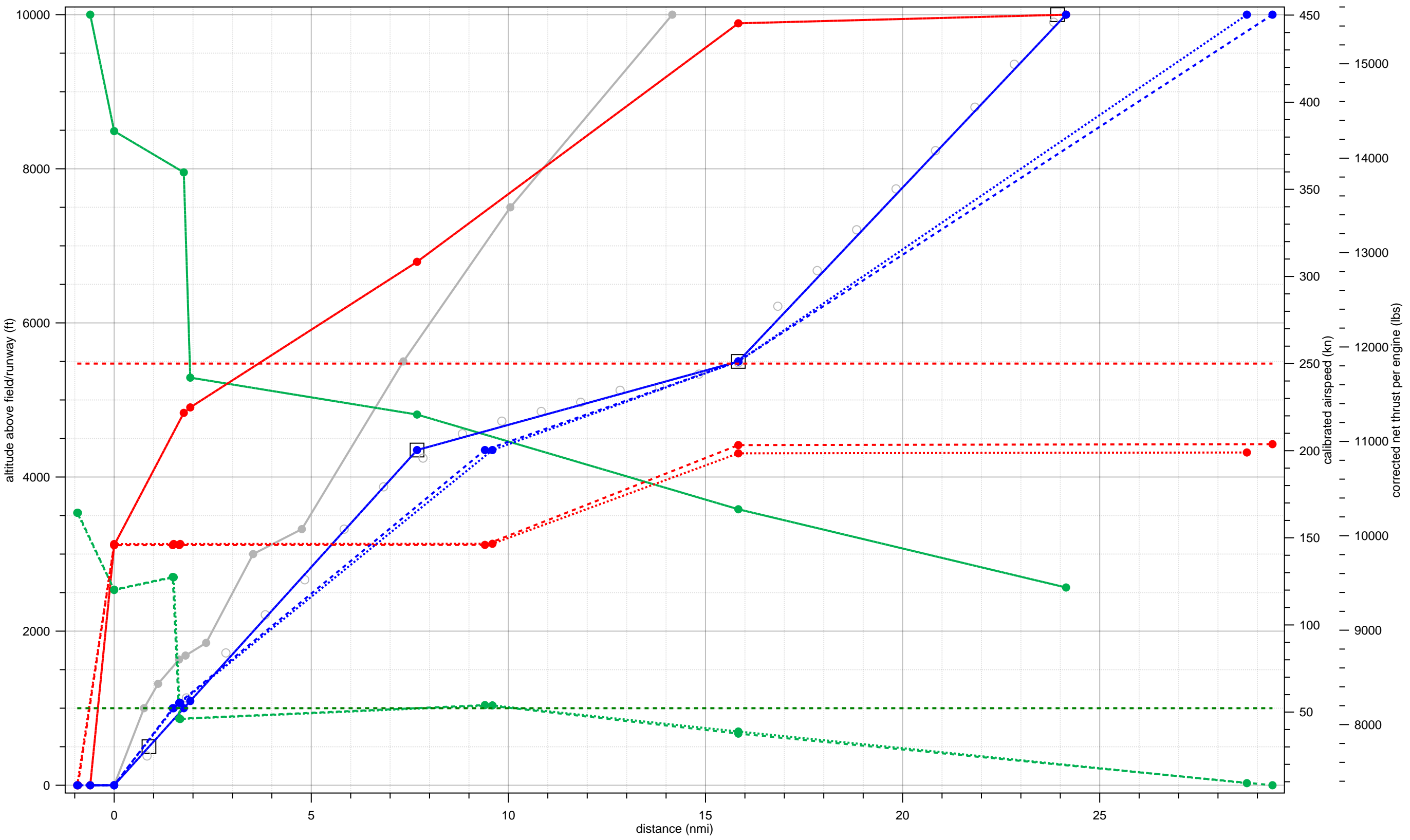


737 fit to 42-D-B737-LJ-2-5000-3to9-9to18 (Standard Weight = 51%)



Legend							
—●— StdD2	□ SimpleTargets	○ RawTargets	—●— StdThr, StdWgt:FitThr	—●— StdThr, StdWgt:FitSpd	—●— StdThr, StdWgt:FitAlt	—●— T-34, C-34, StdWgt:FitThr	
—●— T-34, C-34, StdWgt:FitSpd	—●— T-34, C-34, StdWgt:FitAlt	—●— T-26, C-26, W+19%;FitThr	—●— T-26, C-26, W+19%;FitSpd	—●— T-26, C-26, W+19%;FitAlt	—●— maxCAS		
—●— MaxMtoThrustAlt							

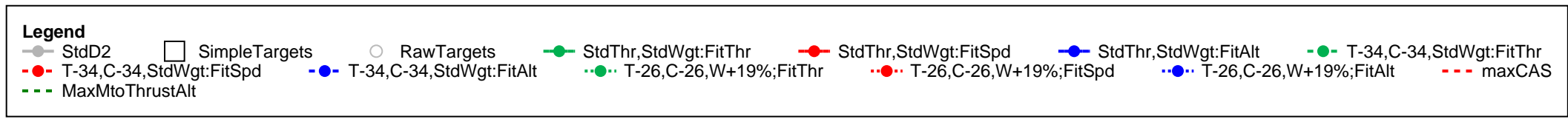
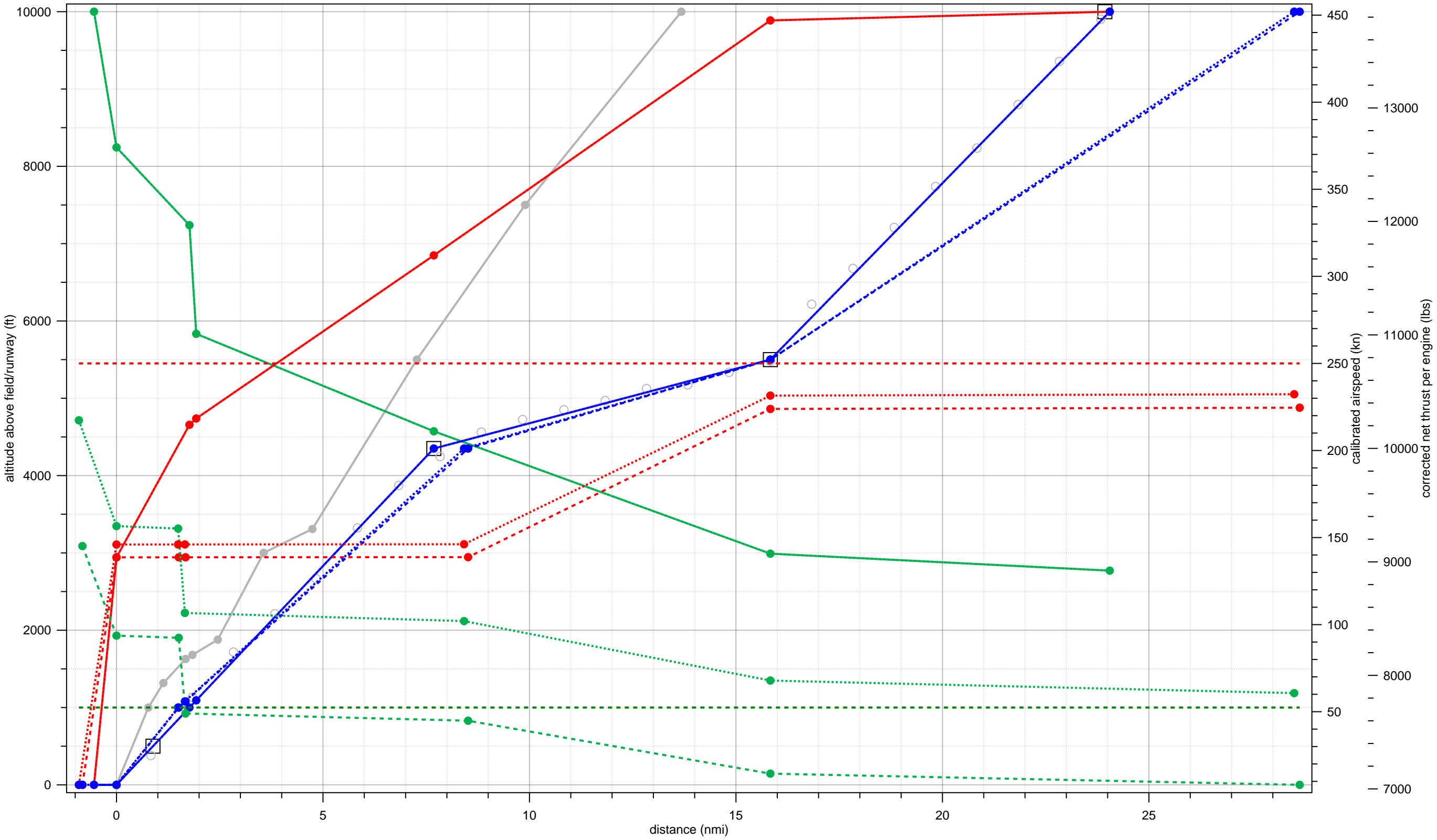
737D17 fit to 42-D-B737-LJ-2-5000-3to9-9to18 (Standard Weight = 55%)



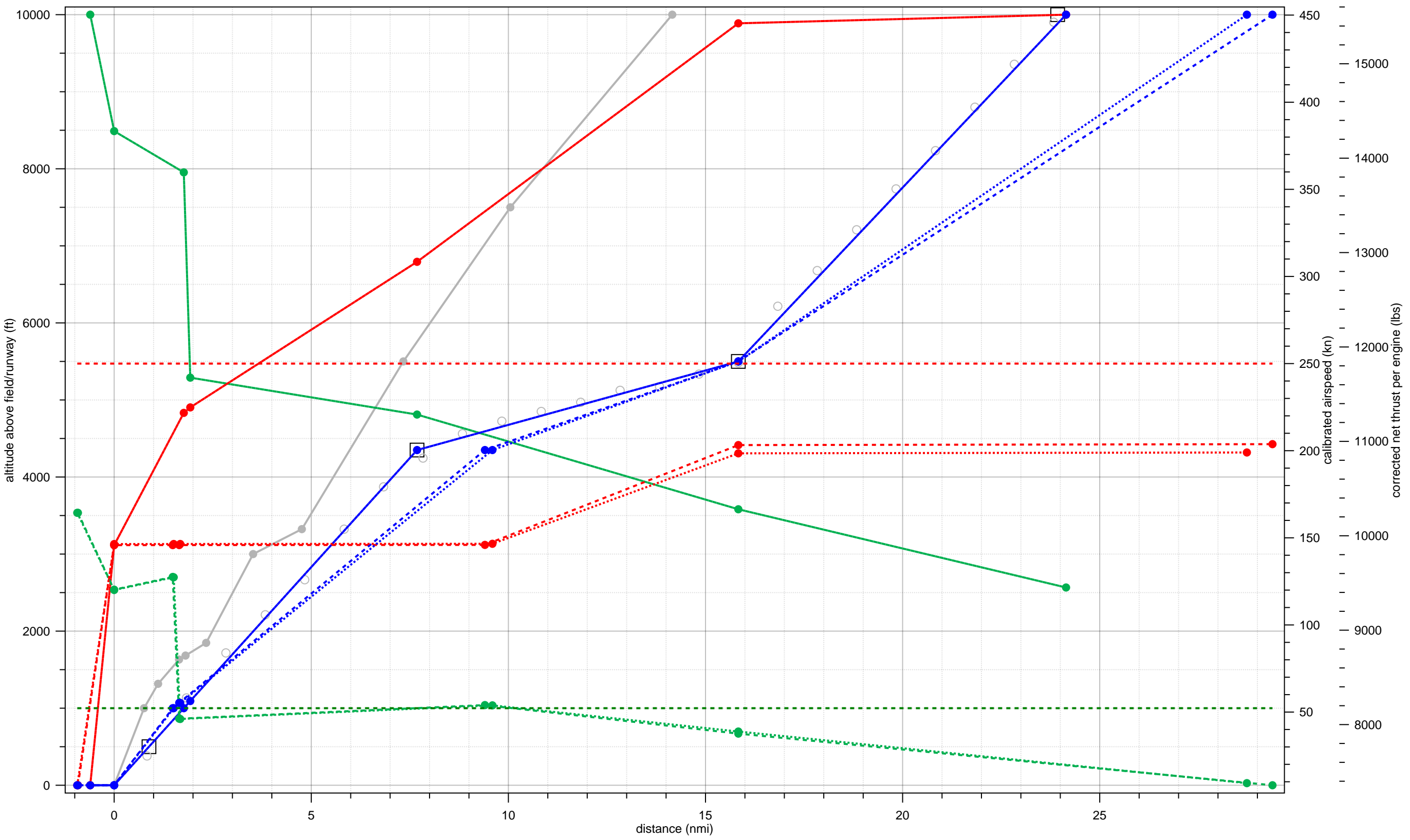
Legend

- StdD2 (Grey line with circles)
- SimpleTargets (White square)
- RawTargets (White circle)
- StdThr, StdWgt: FitThr (Green line with circles)
- StdThr, StdWgt: FitSpd (Red line with circles)
- StdThr, StdWgt: FitAlt (Blue line with circles)
- T-34, C-34, StdWgt: FitThr (Green dashed line with circles)
- T-34, C-34, StdWgt: FitSpd (Red dashed line with circles)
- T-34, C-34, StdWgt: FitAlt (Blue dashed line with circles)
- T-34, C-34, W+2%; FitThr (Green dotted line with circles)
- T-34, C-34, W+2%; FitSpd (Red dotted line with circles)
- T-34, C-34, W+2%; FitAlt (Blue dotted line with circles)
- maxCAS (Red dashed horizontal line)
- MaxMtoThrustAlt (Green dashed horizontal line)

737N9 fit to 42-D-B737-LJ-2-5000-3to9-9to18 (Standard Weight = 51%)

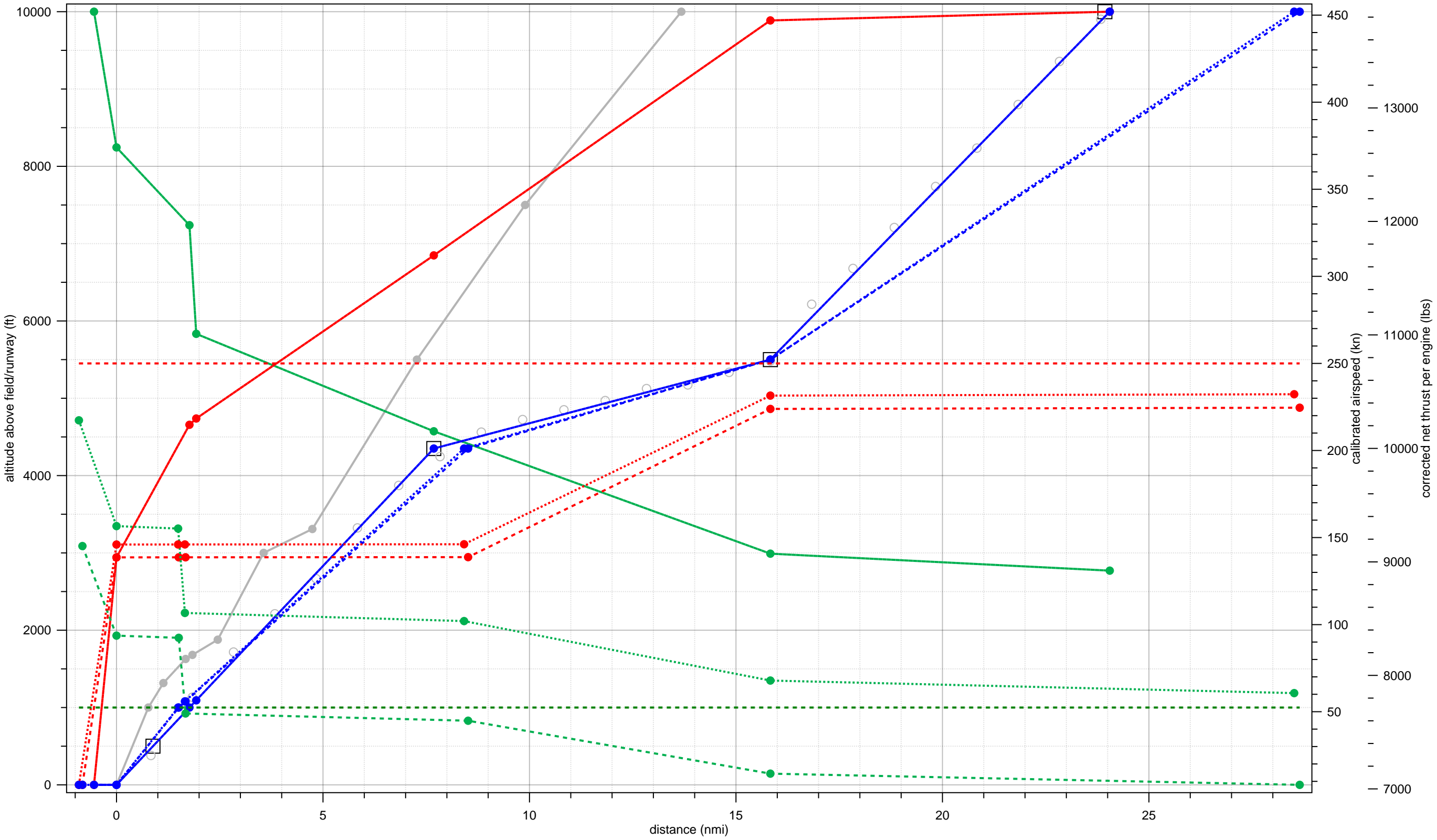


737N17 fit to 42-D-B737-LJ-2-5000-3to9-9to18 (Standard Weight = 55%)



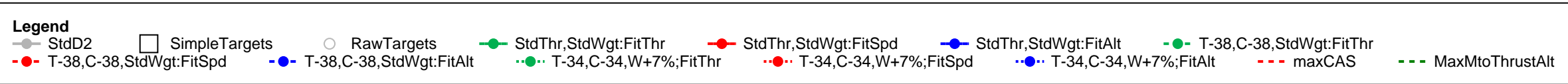
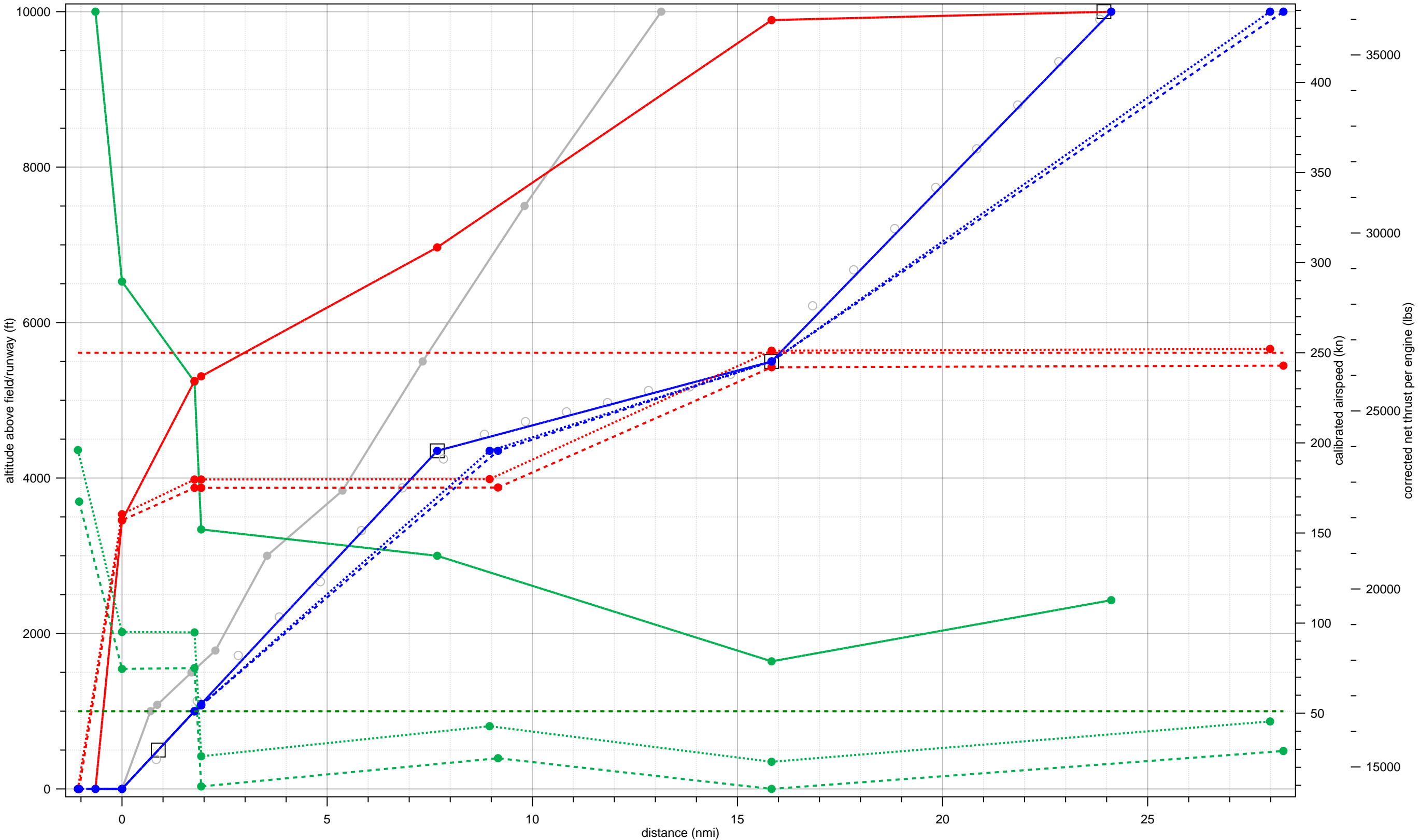
Legend													
—●— StdD2	□ SimpleTargets	○ RawTargets	—●— StdThr,StdWgt:FitThr	—●— StdThr,StdWgt:FitSpd	—●— StdThr,StdWgt:FitAlt	—●— T-34,C-34,StdWgt:FitThr	—●— T-34,C-34,StdWgt:FitSpd	—●— T-34,C-34,StdWgt:FitAlt	—●— T-34,C-34,W+2%;FitThr	—●— T-34,C-34,W+2%;FitSpd	—●— T-34,C-34,W+2%;FitAlt	—●— maxCAS	—●— MaxMtoThrustAlt

737QN fit to 42-D-B737-LJ-2-5000-3to9-9to18 (Standard Weight = 51%)

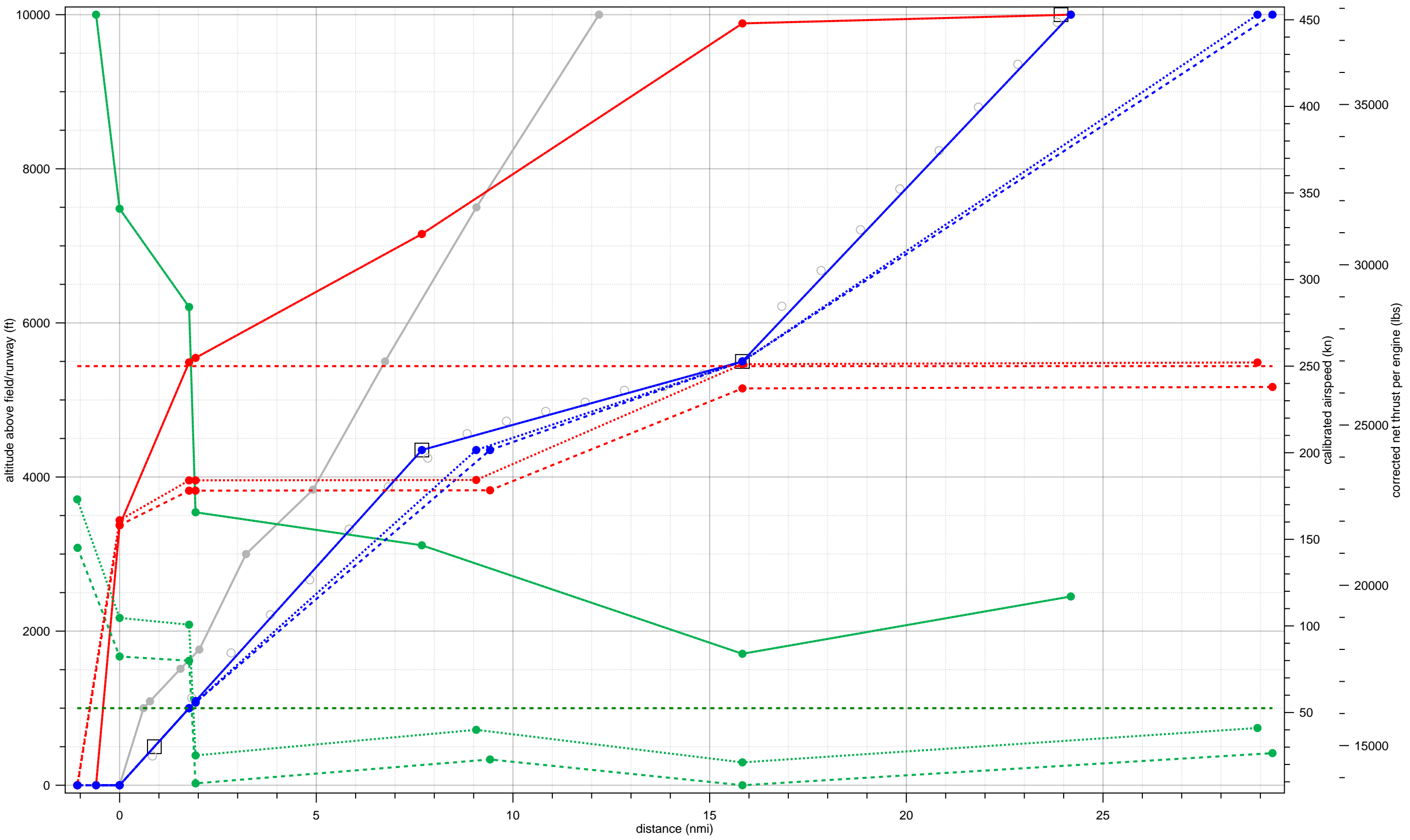


Legend							
—●— StdD2	□ SimpleTargets	○ RawTargets	—●— StdThr,StdWgt:FitThr	—●— StdThr,StdWgt:FitSpd	—●— StdThr,StdWgt:FitAlt	—●— T-34,C-34,StdWgt:FitThr	
—●— T-34,C-34,StdWgt:FitSpd	—●— T-34,C-34,StdWgt:FitAlt	—●— T-26,C-26,W+19%;FitThr	—●— T-26,C-26,W+19%;FitSpd	—●— T-26,C-26,W+19%;FitAlt	—●— maxCAS		
—●— MaxMtoThrustAlt							

757PW fit to 42-D-B737-LJ-2-5000-3to9-9to18 (Standard Weight = 50%)



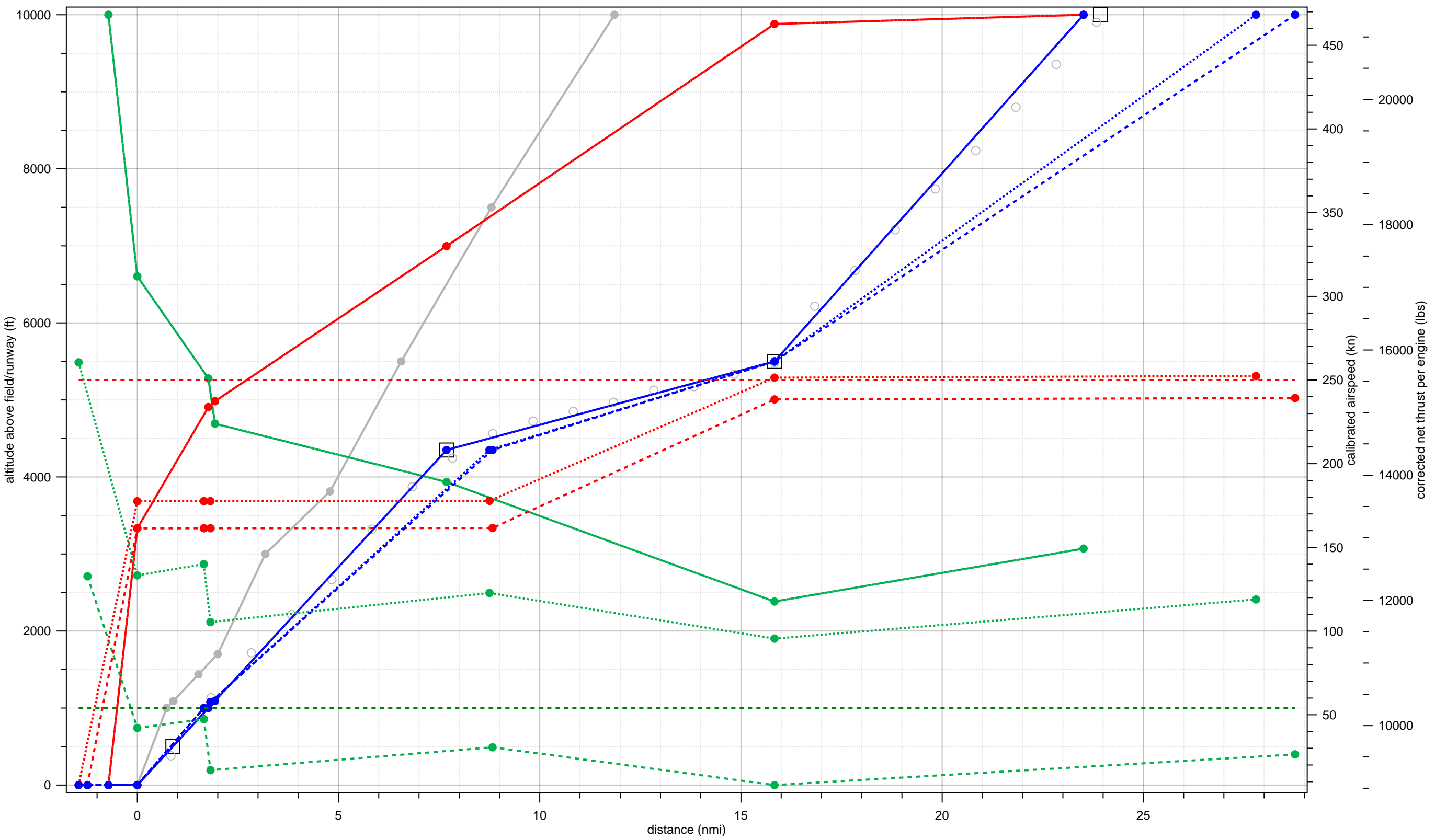
757RR fit to 42-D-B737-LJ-2-5000-3to9-9to18 (Standard Weight = 51%)



Legend

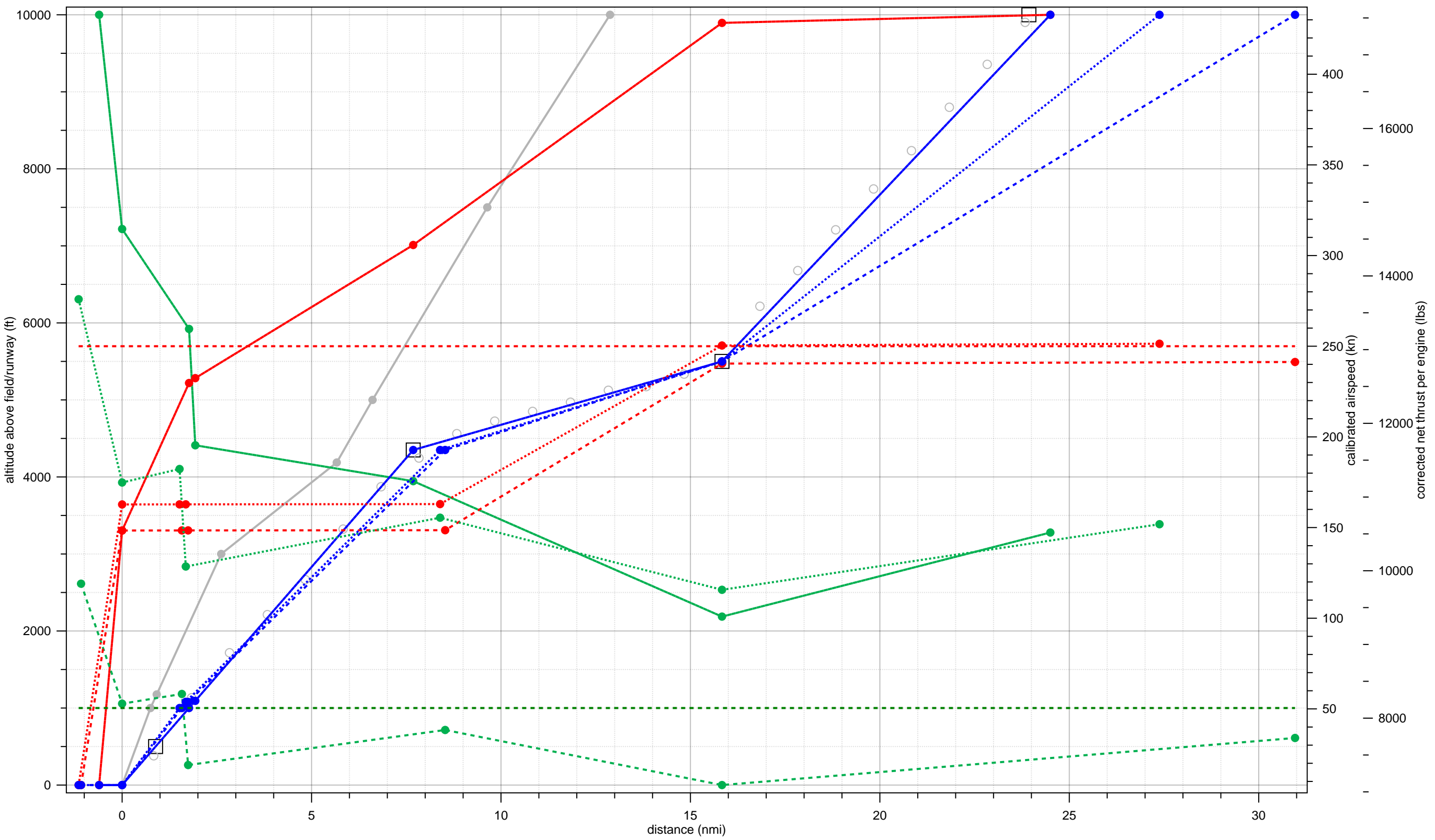
- StdD2 (Grey line with circles)
- SimpleTargets (Open square)
- RawTargets (Open circle)
- StdThr, StdWgt: FitThr (Green line with circles)
- StdThr, StdWgt: FitSpd (Red line with circles)
- StdThr, StdWgt: FitAlt (Blue line with circles)
- T-44, C-44, StdWgt: FitThr (Dotted green line with circles)
- T-40, C-40, W+6%; FitThr (Dotted green line with circles)
- T-44, C-44, StdWgt: FitSpd (Dotted red line with circles)
- T-40, C-40, W+6%; FitSpd (Dotted red line with circles)
- T-44, C-44, StdWgt: FitAlt (Dotted blue line with circles)
- T-40, C-40, W+6%; FitAlt (Dotted blue line with circles)
- maxCAS (Red dashed line)
- MaxMtoThrustAlt (Green dashed line)

7373B2 fit to 42-D-B737-LJ-2-5000-3to9-9to18 (Standard Weight = 62%)



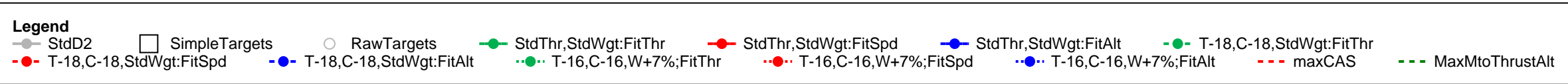
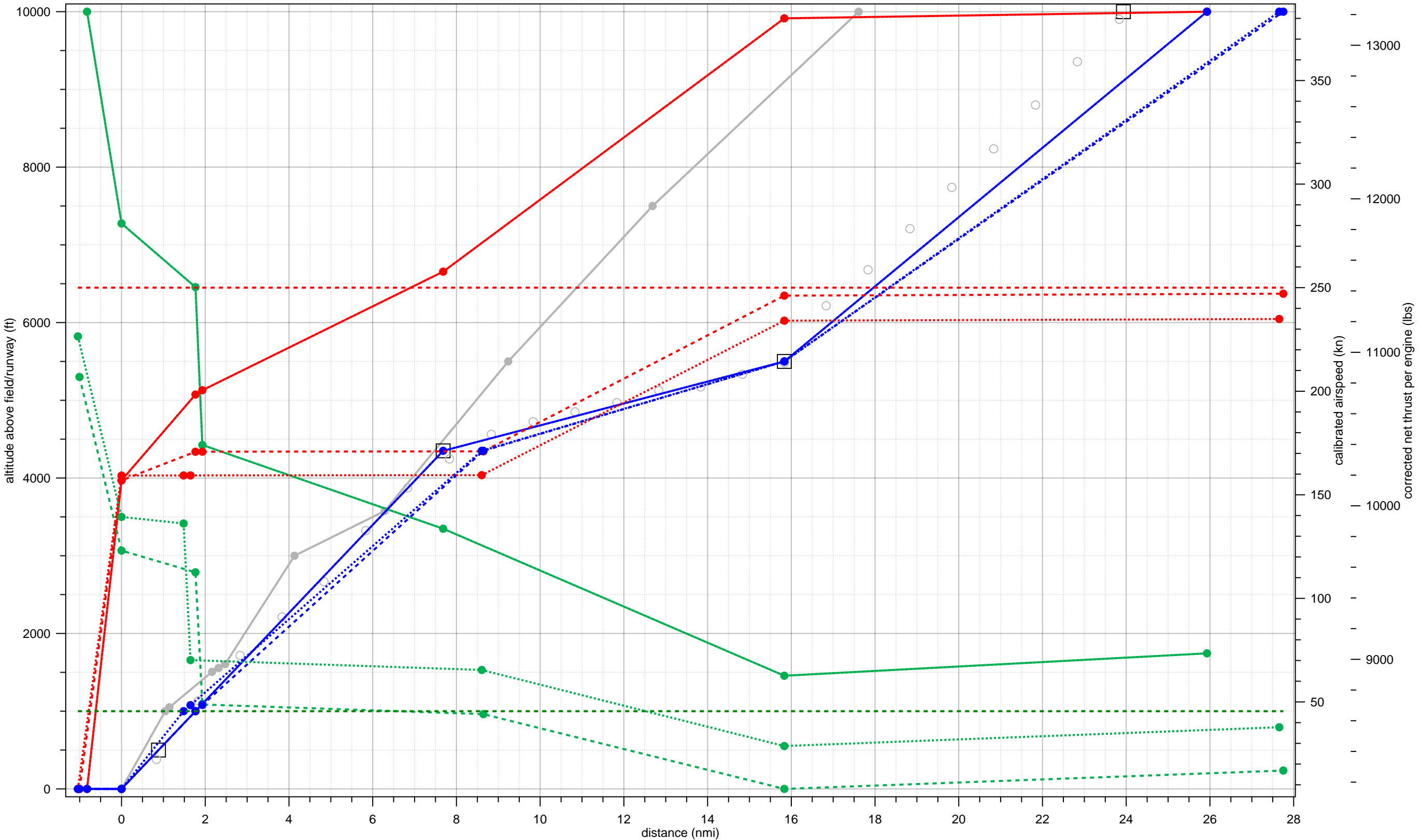
Legend							
—●— StdD2	□ SimpleTargets	○ RawTargets	—●— StdThr, StdWgt: FitThr	—●— StdThr, StdWgt: FitSpd	—●— StdThr, StdWgt: FitAlt	—●— T-42, C-42, StdWgt: FitThr	
—●— T-42, C-42, StdWgt: FitSpd	—●— T-42, C-42, StdWgt: FitAlt	—●— T-26, C-26, W+36%; FitThr	—●— T-26, C-26, W+36%; FitSpd	—●— T-26, C-26, W+36%; FitAlt	—●— maxCAS		
—●— MaxMtoThrustAlt							

717200 fit to 42-D-B737-LJ-2-5000-3to9-9to18 (Standard Weight = 60%)

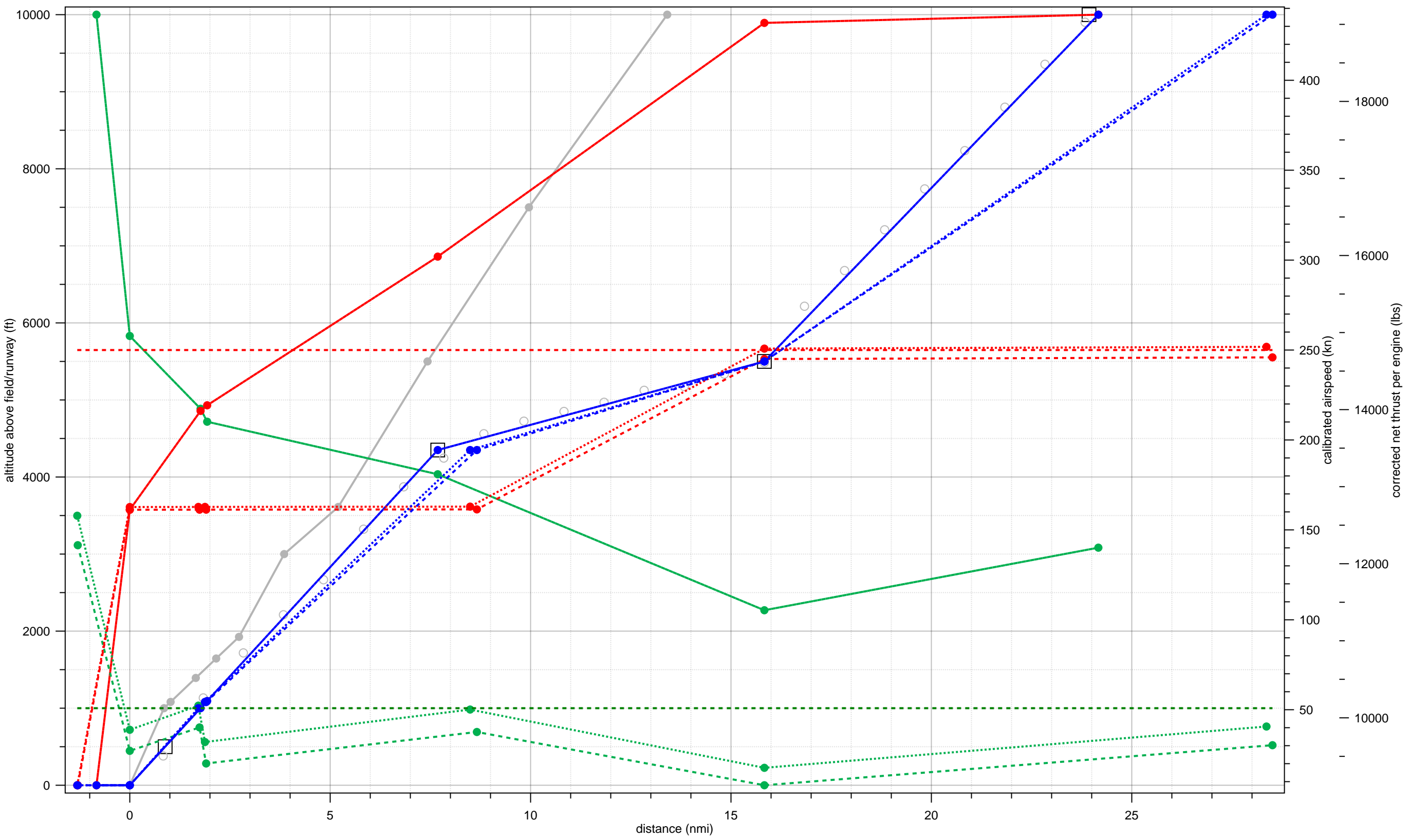


Legend							
—●— StdD2	□ SimpleTargets	○ RawTargets	—●— StdThr, StdWgt: FitThr	—●— StdThr, StdWgt: FitSpd	—●— StdThr, StdWgt: FitAlt	—●— T-44, C-44, StdWgt: FitThr	
—●— T-44, C-44, StdWgt: FitSpd	—●— T-44, C-44, StdWgt: FitAlt	—●— T-22, C-22, W+38%; FitThr	—●— T-22, C-22, W+38%; FitSpd	—●— T-22, C-22, W+38%; FitAlt	—●— maxCAS		
—●— MaxMtoThrustAlt							

727100 fit to 42-D-B737-LJ-2-5000-3to9-9to18 (Standard Weight = 62%)

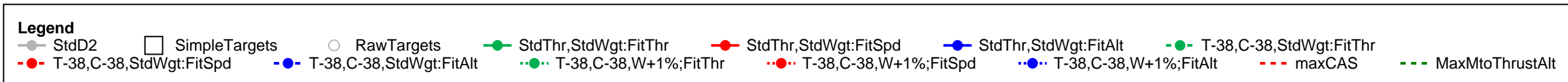
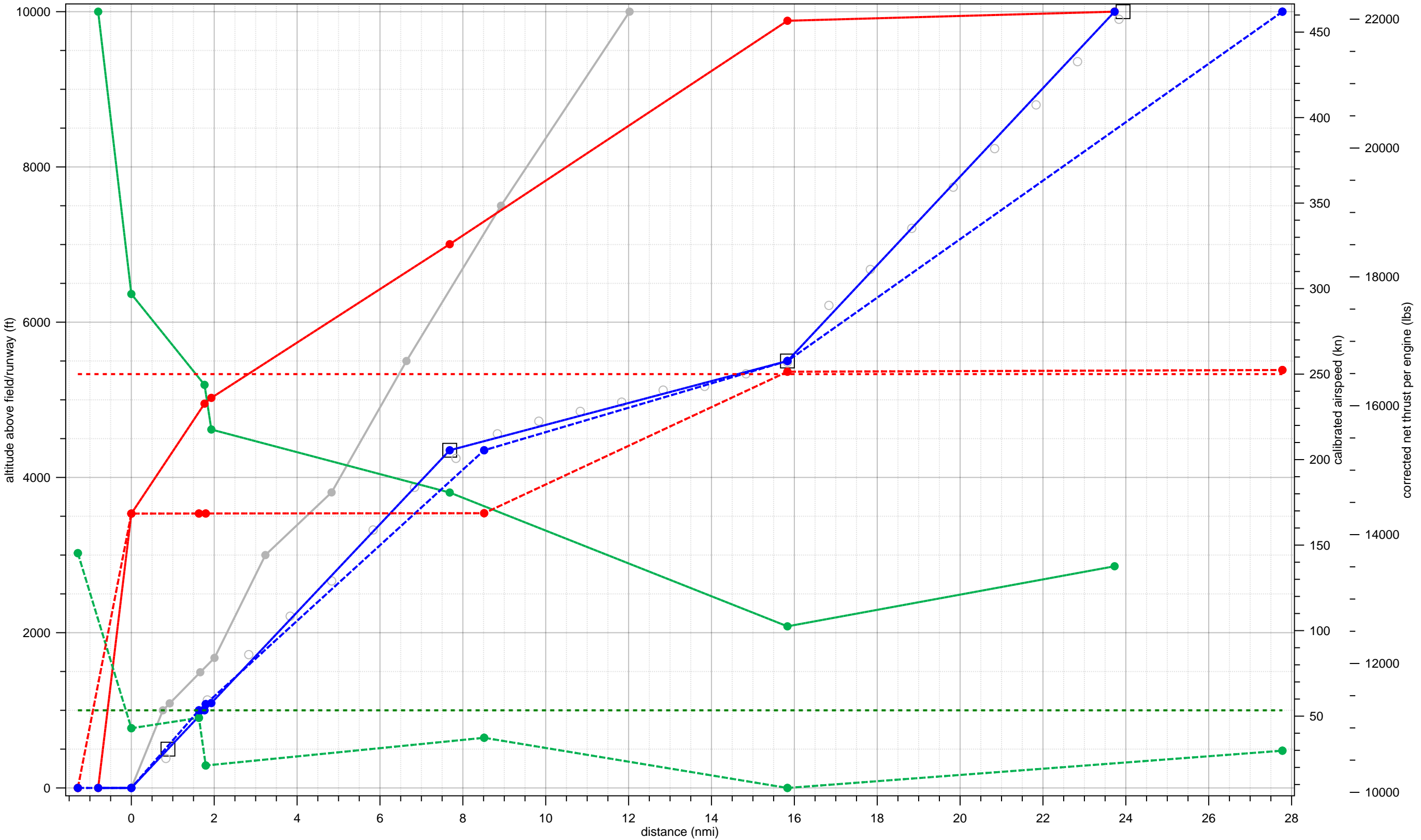


737300 fit to 42-D-B737-LJ-2-5000-3to9-9to18 (Standard Weight = 67%)

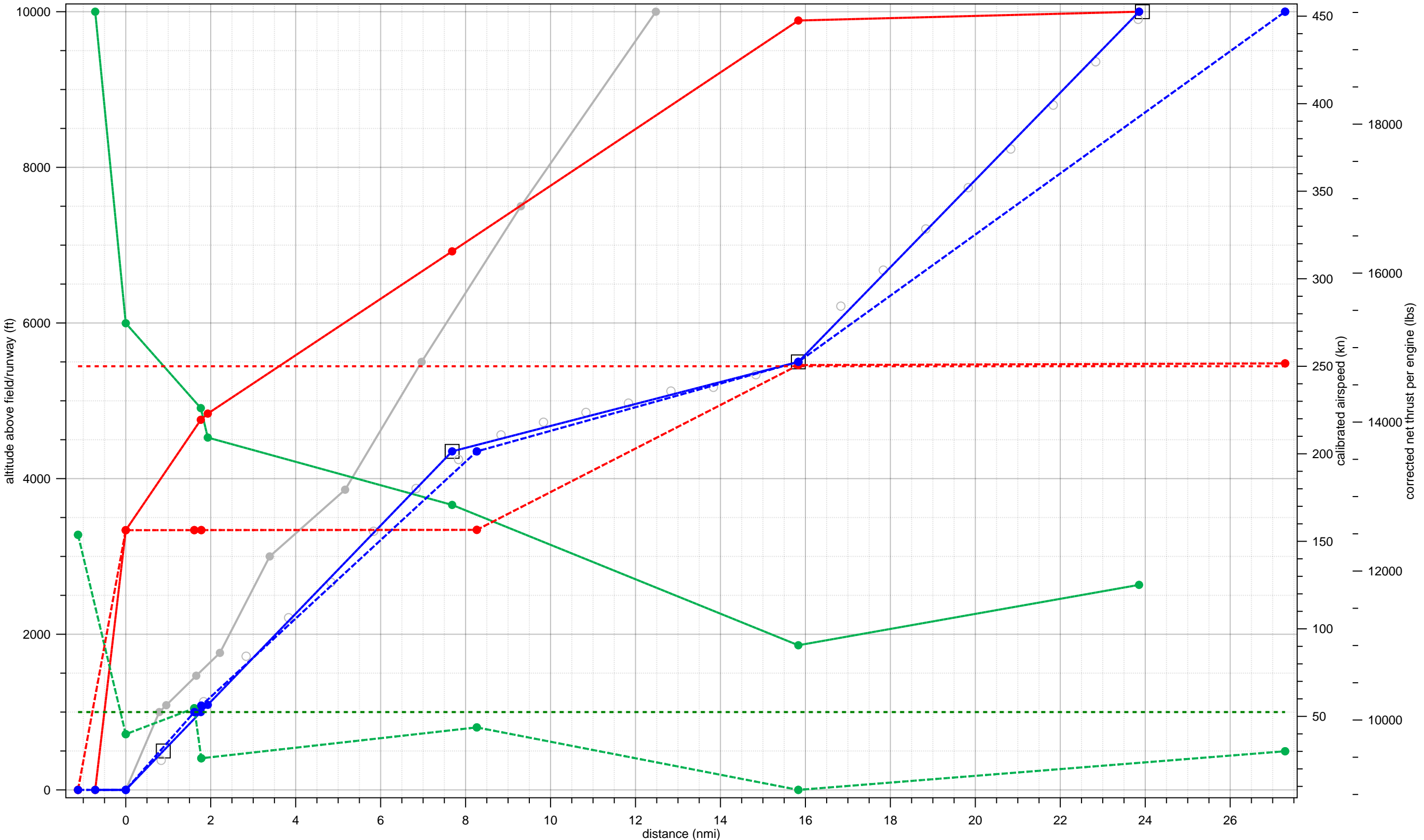


Legend									
—●— StdD2	□ SimpleTargets	○ RawTargets	—●— StdThr,StdWgt:FitThr	—●— StdThr,StdWgt:FitSpd	—●— StdThr,StdWgt:FitAlt	—●— T-36,C-36,StdWgt:FitThr			
- - -●- - T-36,C-36,StdWgt:FitSpd	- - -●- - T-36,C-36,StdWgt:FitAlt	- - -●- - T-34,C-34,W+4%;FitThr	- - -●- - T-34,C-34,W+4%;FitSpd	- - -●- - T-34,C-34,W+4%;FitAlt	- - -●- - maxCAS	- - -●- - MaxMtoThrustAlt			

737400 fit to 42-D-B737-LJ-2-5000-3to9-9to18 (Standard Weight = 61%)

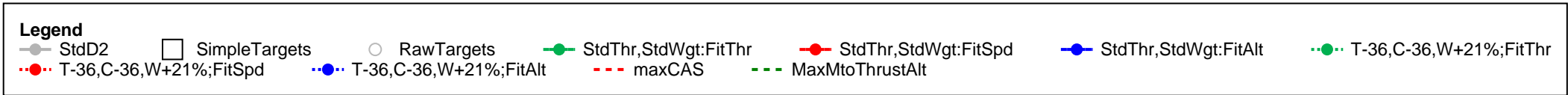
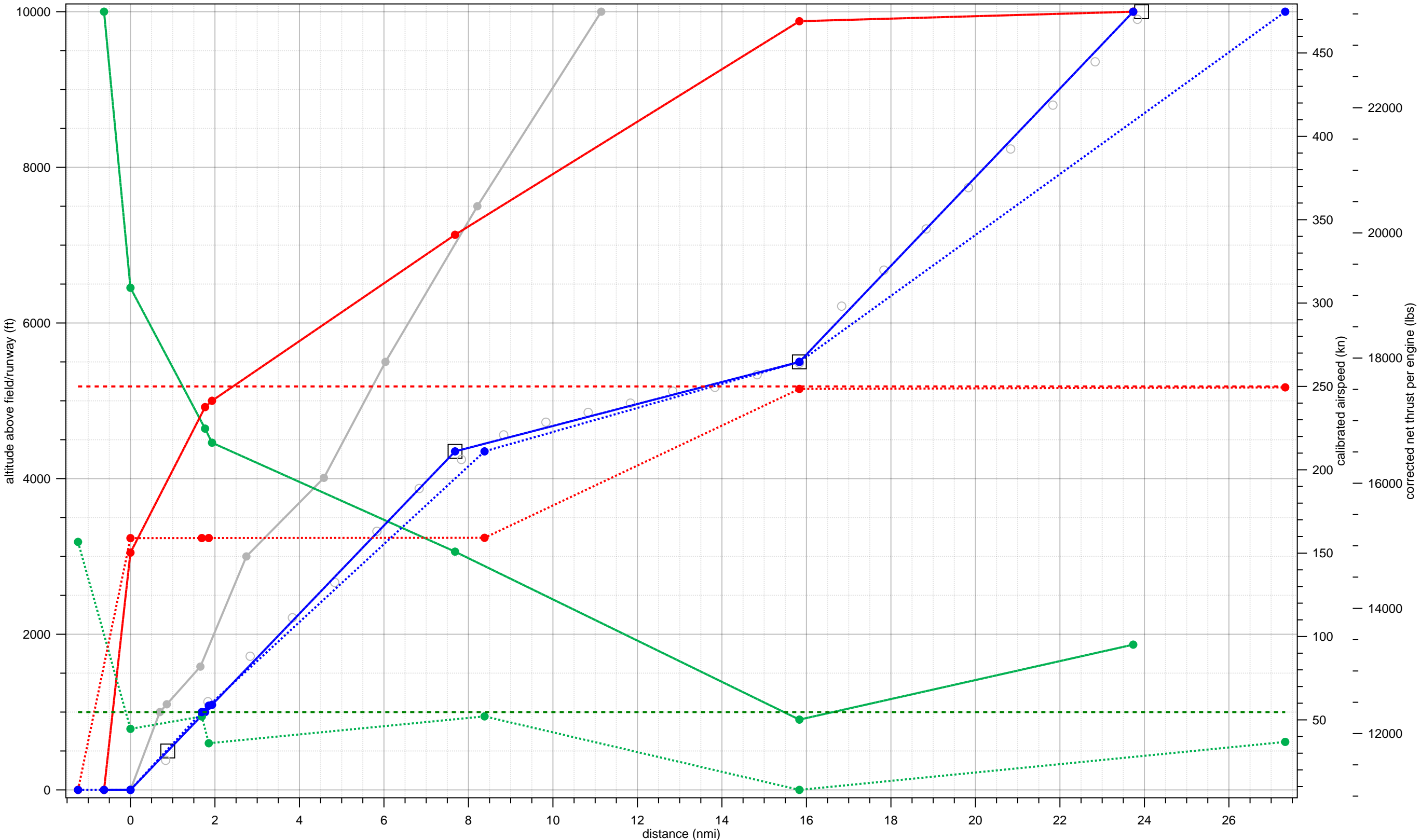


737500 fit to 42-D-B737-LJ-2-5000-3to9-9to18 (Standard Weight = 61%)

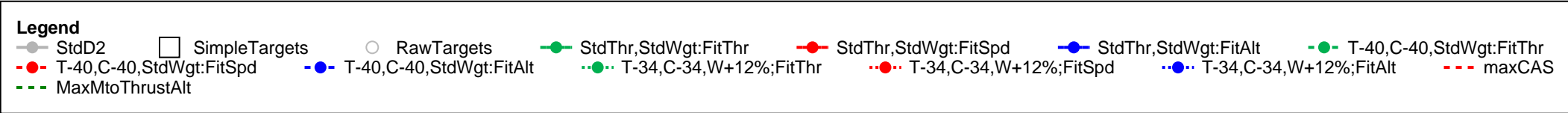
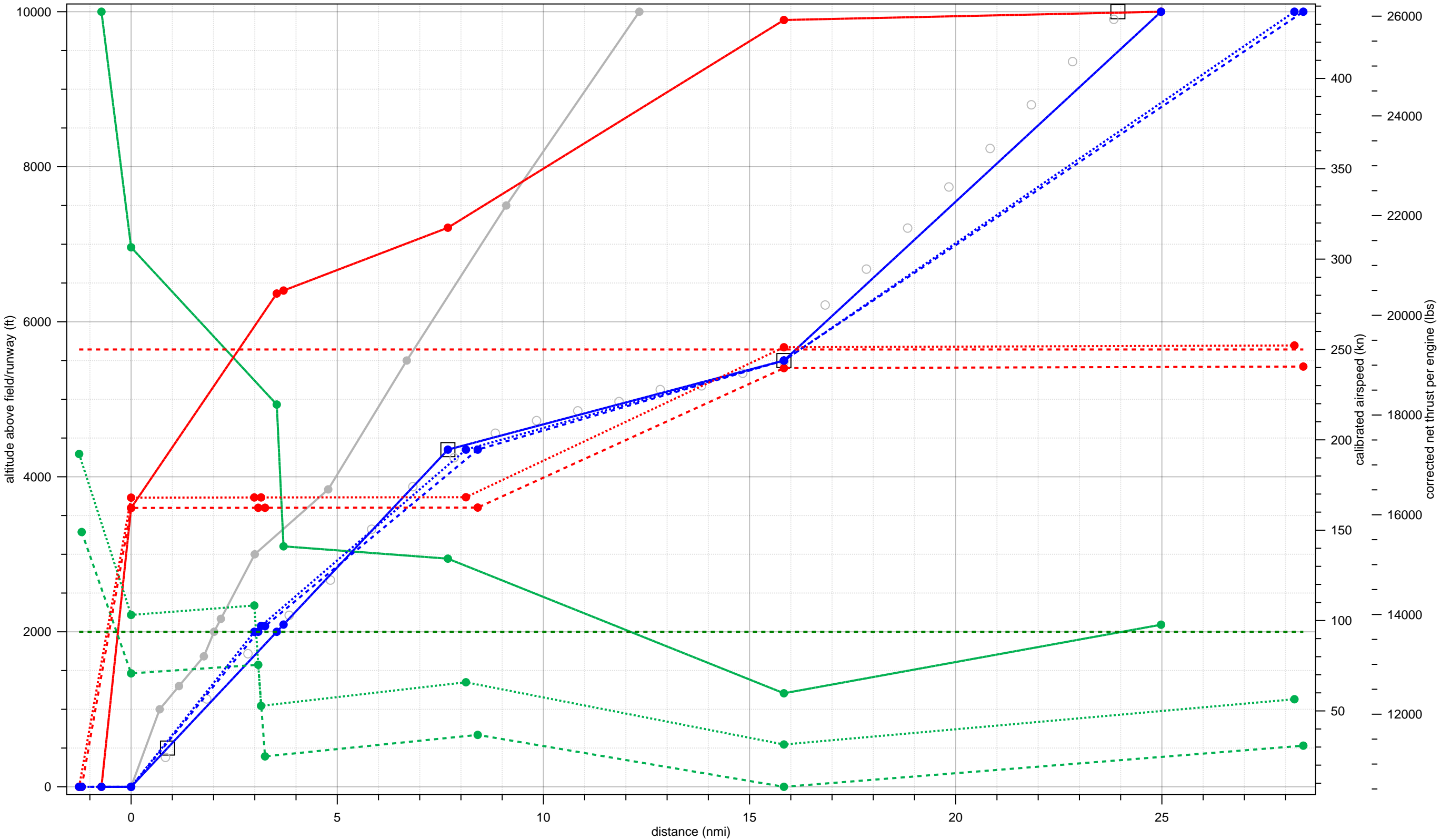


Legend										
StdD2	SimpleTargets	RawTargets	StdThr,StdWgt:FitThr	StdThr,StdWgt:FitSpd	StdThr,StdWgt:FitAlt	T-36,C-36,StdWgt:FitThr	T-36,C-36,StdWgt:FitSpd	T-36,C-36,StdWgt:FitAlt	maxCAS	MaxMtoThrustAlt
—●—	□	○	—●—	—●—	—●—	- - -●- - -	- - -●- - -	- - -●- - -	- - -	- - -

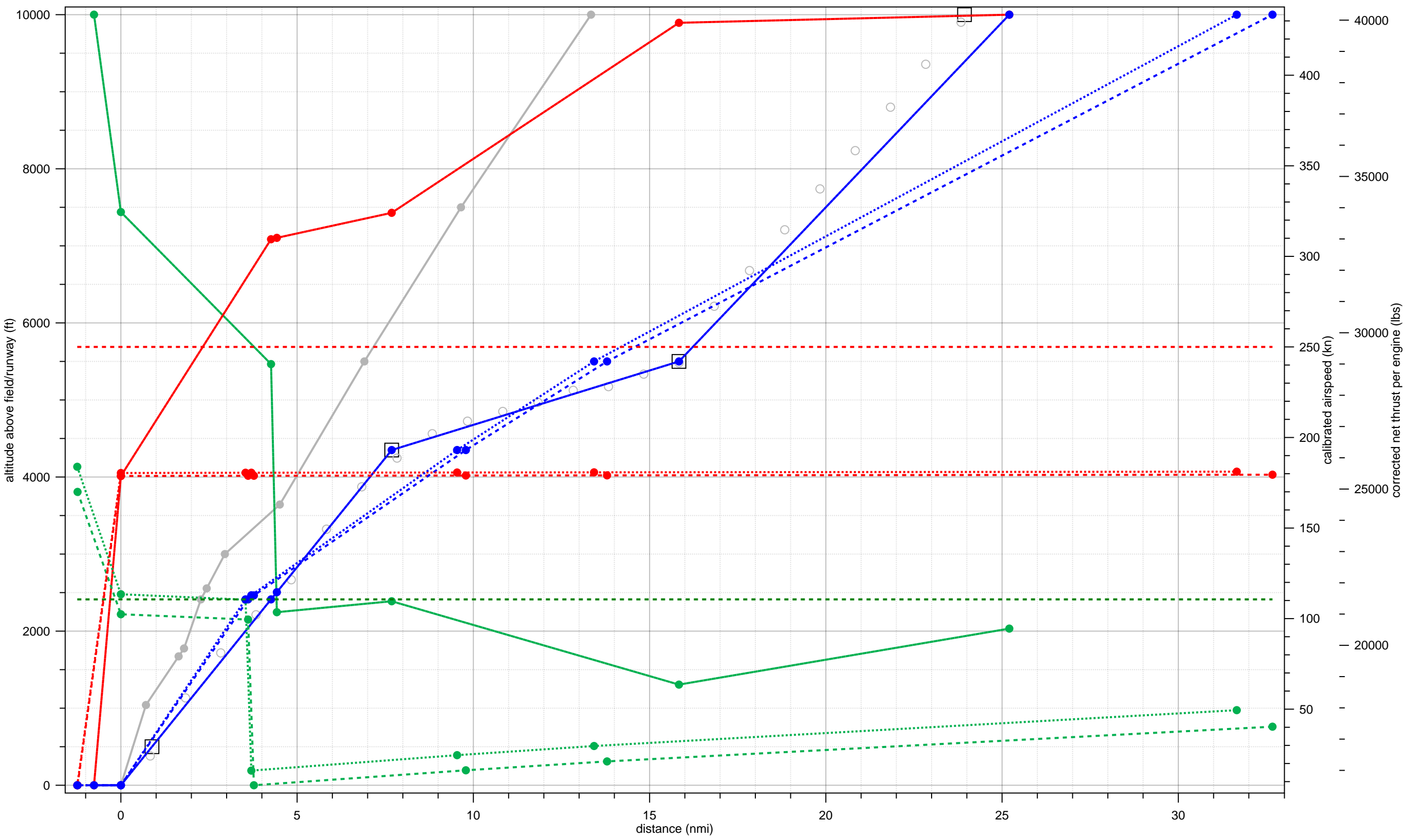
737700 fit to 42-D-B737-LJ-2-5000-3to9-9to18 (Standard Weight = 60%)



737800 fit to 42-D-B737-LJ-2-5000-3to9-9to18 (Standard Weight = 58%)

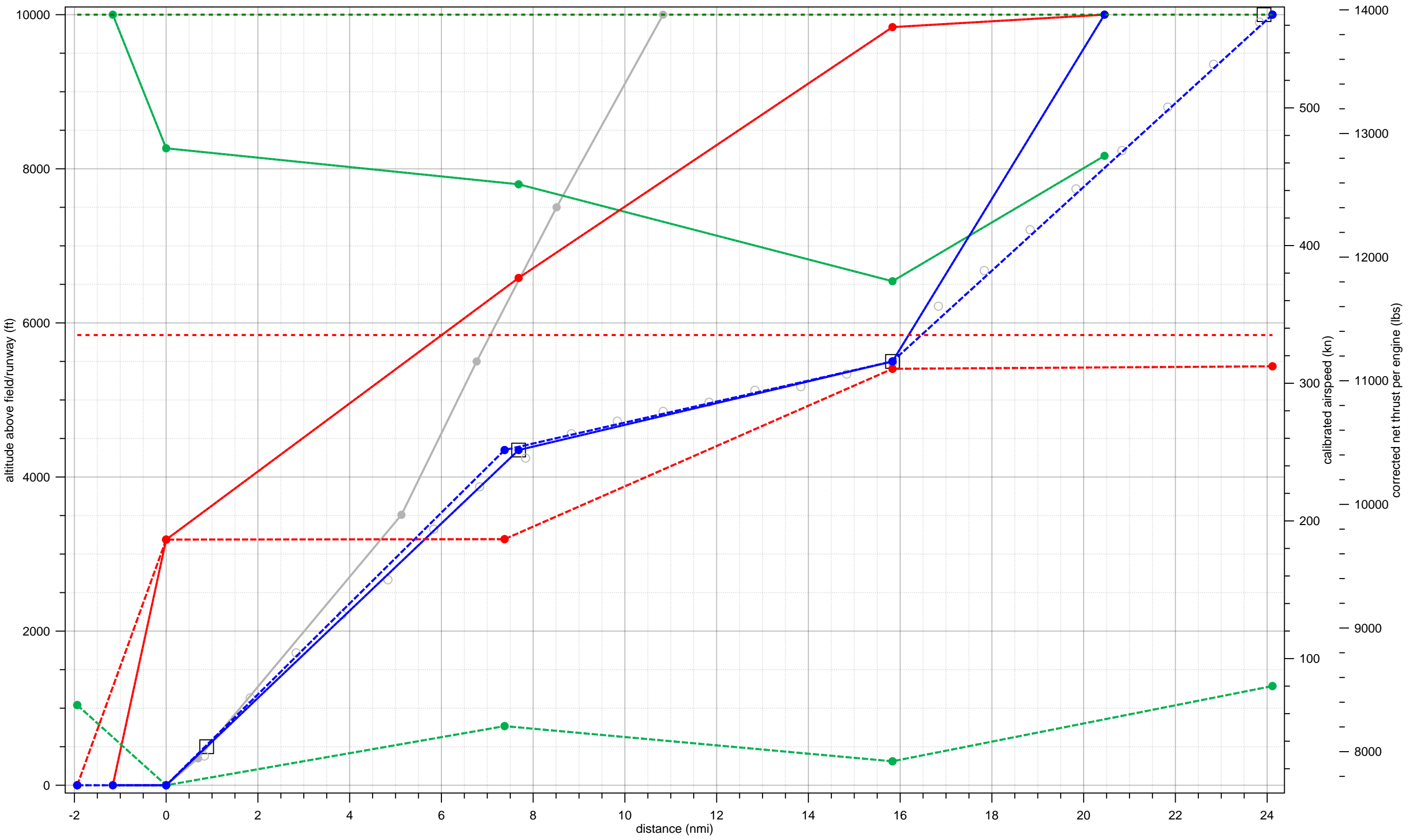


757300 fit to 42-D-B737-LJ-2-5000-3to9-9to18 (Standard Weight = 53%)



Legend											
StdD2	SimpleTargets	RawTargets	StdThr,StdWgt:FitThr	StdThr,StdWgt:FitSpd	StdThr,StdWgt:FitAlt	T-38,C-38,StdWgt:FitThr	T-36,C-36,W+3%;FitThr	T-36,C-36,W+3%;FitSpd	T-36,C-36,W+3%;FitAlt	maxCAS	MaxMtoThrustAlt

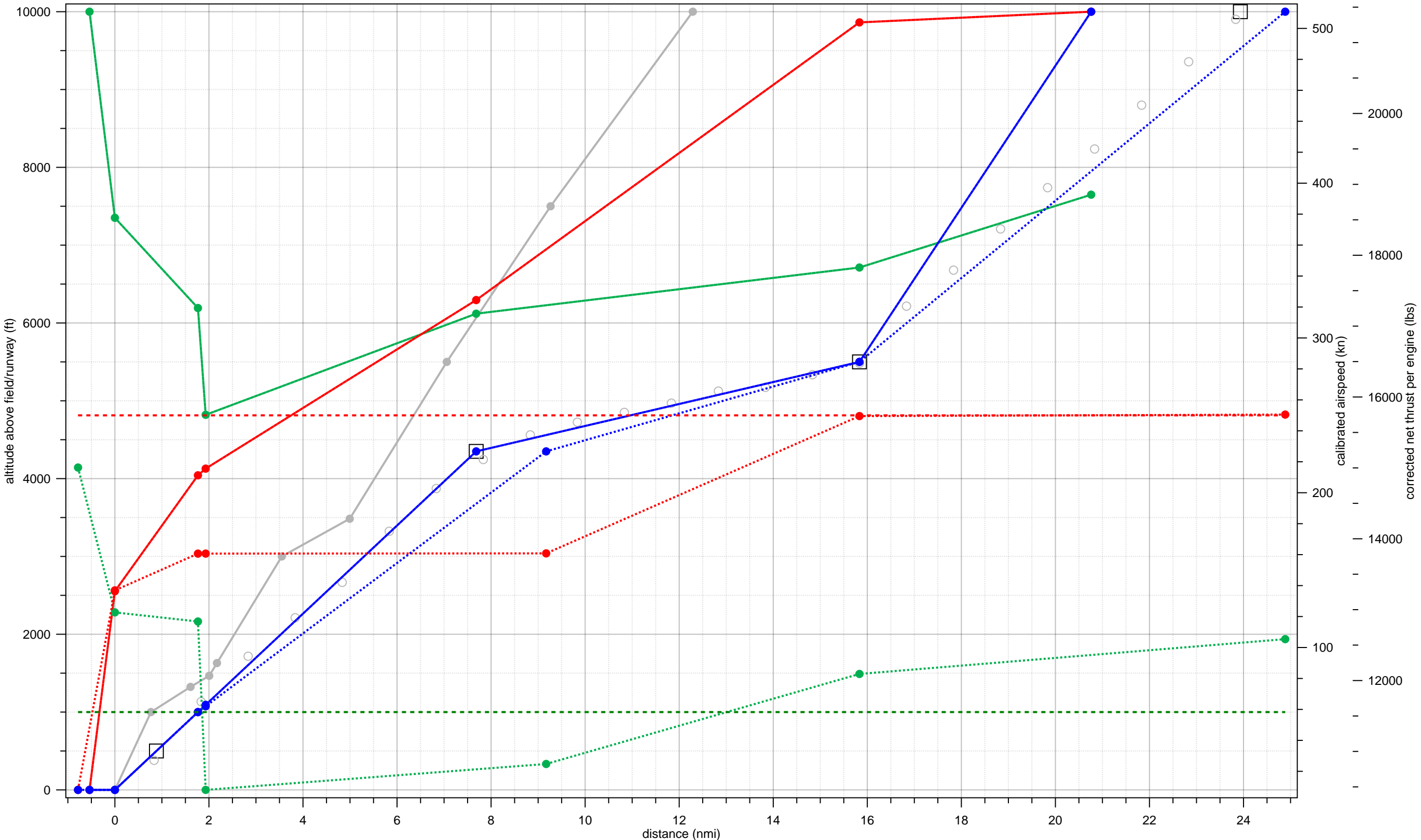
A7D fit to 42-D-B737-LJ-2-5000-3to9-9to18 (Standard Weight = 100%)



Legend

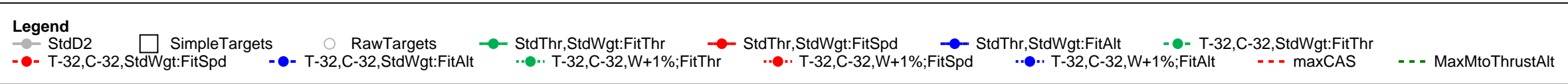
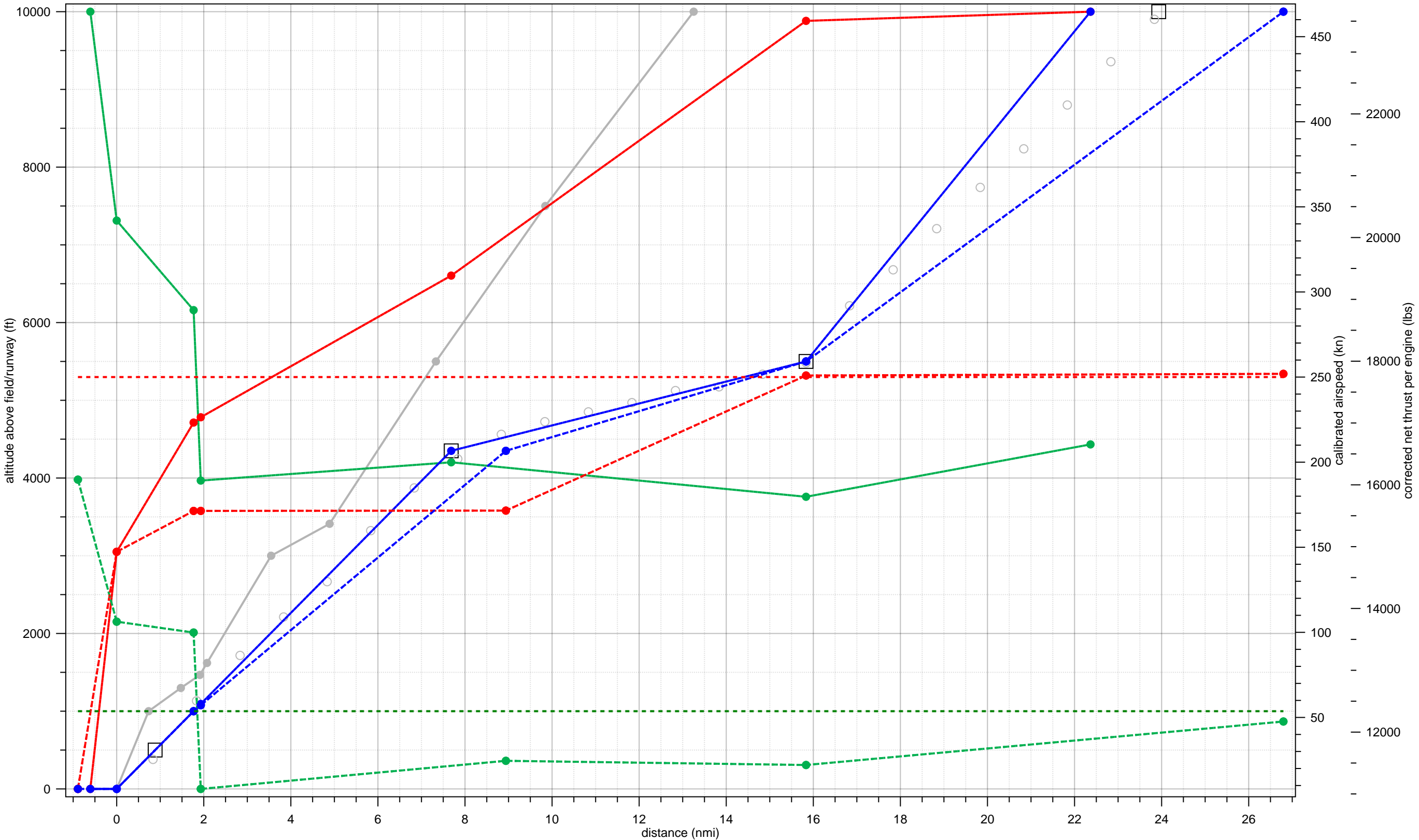
- StdD2 (Grey line with solid circles)
- SimpleTargets (White square)
- RawTargets (White circle)
- StdThr, StdWgt: FitThr (Green line with solid circles)
- StdThr, StdWgt: FitSpd (Red line with solid circles)
- StdThr, StdWgt: FitAlt (Blue line with solid circles)
- T-40, C-40, StdWgt: FitThr (Green dashed line with solid circles)
- T-40, C-40, StdWgt: FitSpd (Red dashed line with solid circles)
- T-40, C-40, StdWgt: FitAlt (Blue dashed line with solid circles)
- T-40, C-40, W+0%; FitThr (Green dash-dot line with solid circles)
- T-40, C-40, W+0%; FitSpd (Red dash-dot line with solid circles)
- T-40, C-40, W+0%; FitAlt (Blue dash-dot line with solid circles)
- maxCAS (Red dashed horizontal line)
- MaxMtoThrustAlt (Green dash-dot horizontal line)

A319-131 fit to 42-D-B737-LJ-2-5000-3to9-9to18 (Standard Weight = 57%)

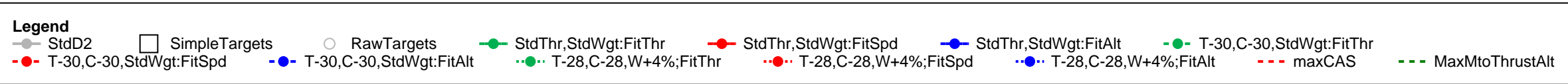
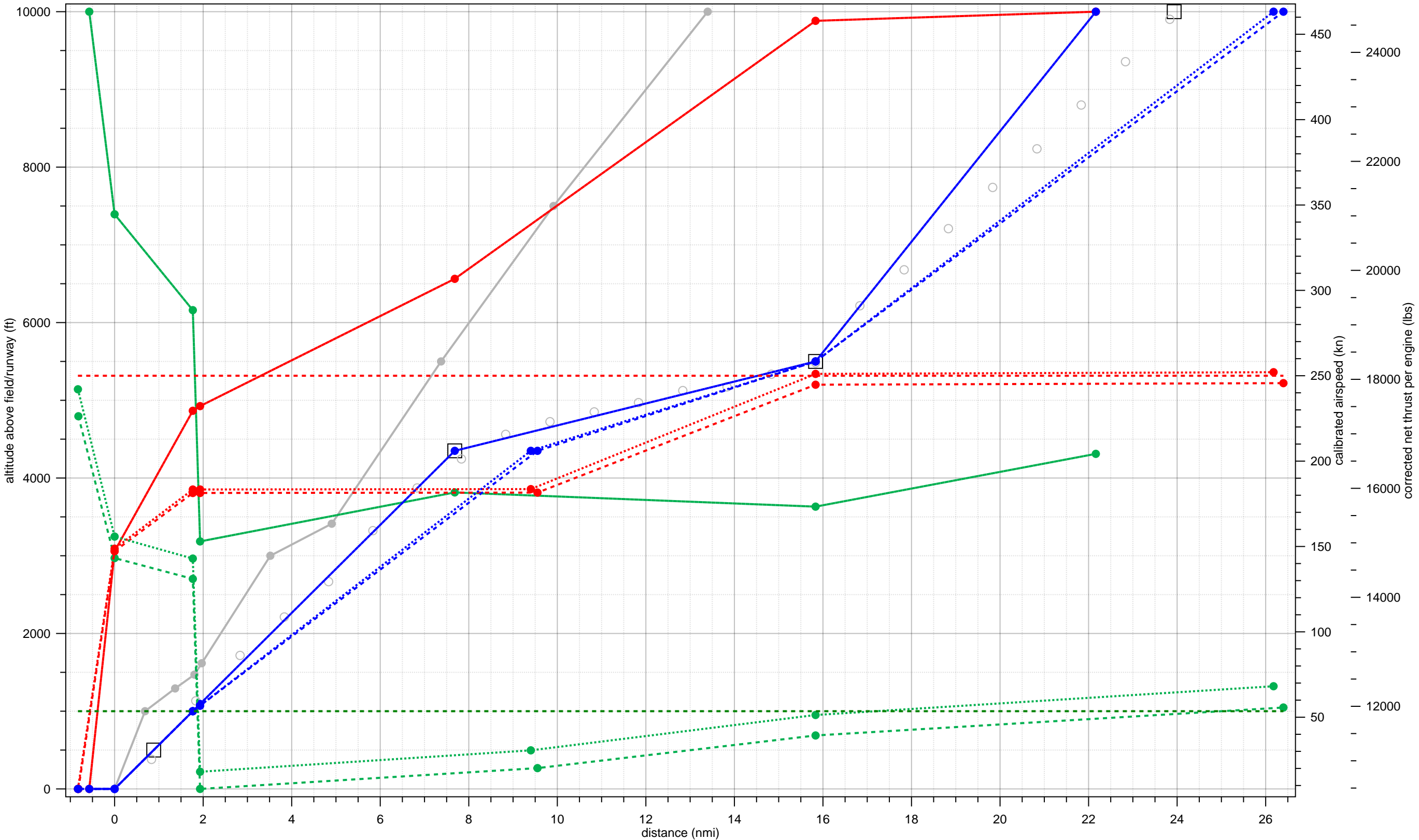


Legend						
● StdD2	□ SimpleTargets	○ RawTargets	● StdThr,StdWgt:FitThr	● StdThr,StdWgt:FitSpd	● StdThr,StdWgt:FitAlt	● T-30,C-30,W+2%;FitThr
● T-30,C-30,W+2%;FitSpd	● T-30,C-30,W+2%;FitAlt	● maxCAS	● MaxMtoThrustAlt			

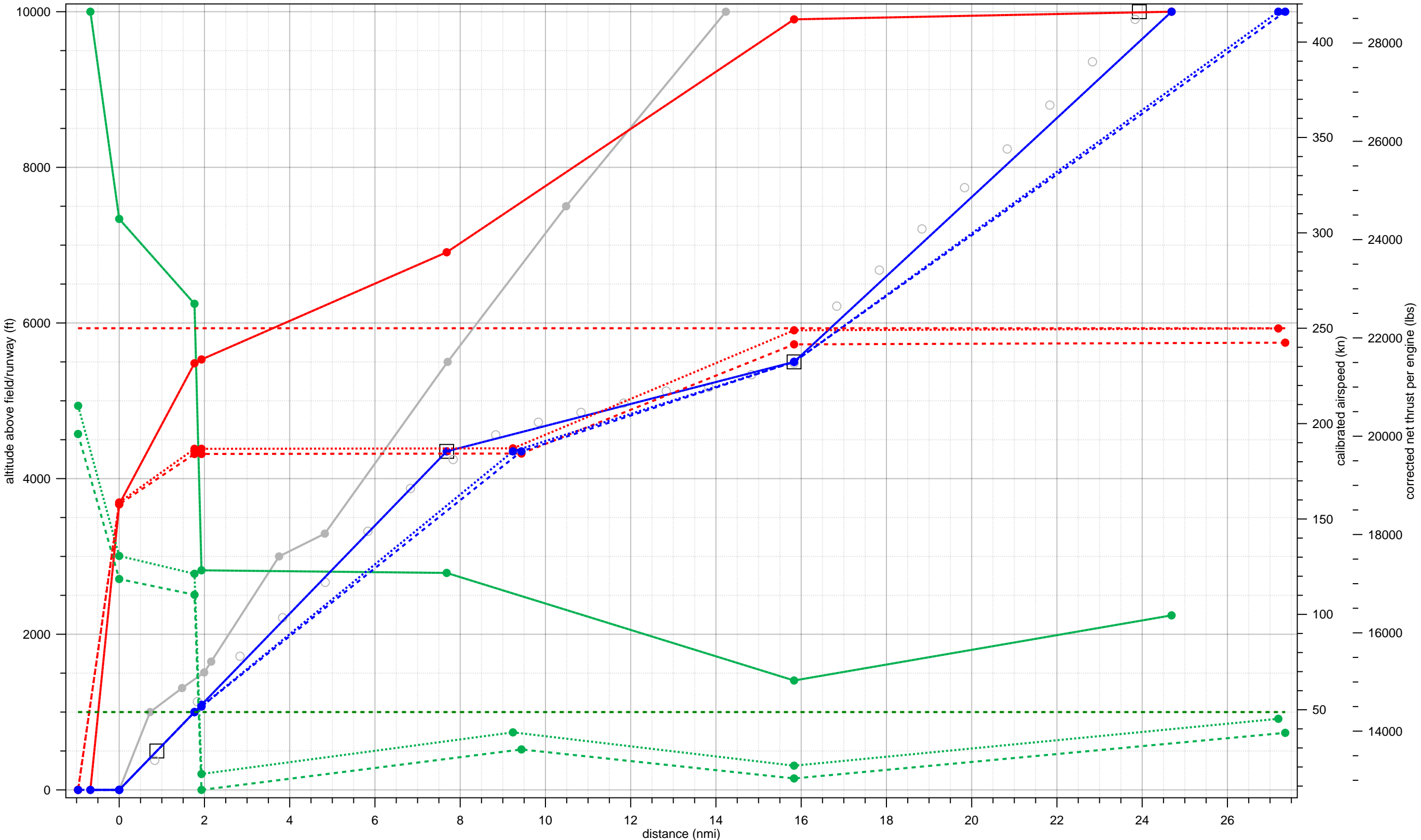
A320-211 fit to 42-D-B737-LJ-2-5000-3to9-9to18 (Standard Weight = 64%)



A320-232 fit to 42-D-B737-LJ-2-5000-3to9-9to18 (Standard Weight = 63%)

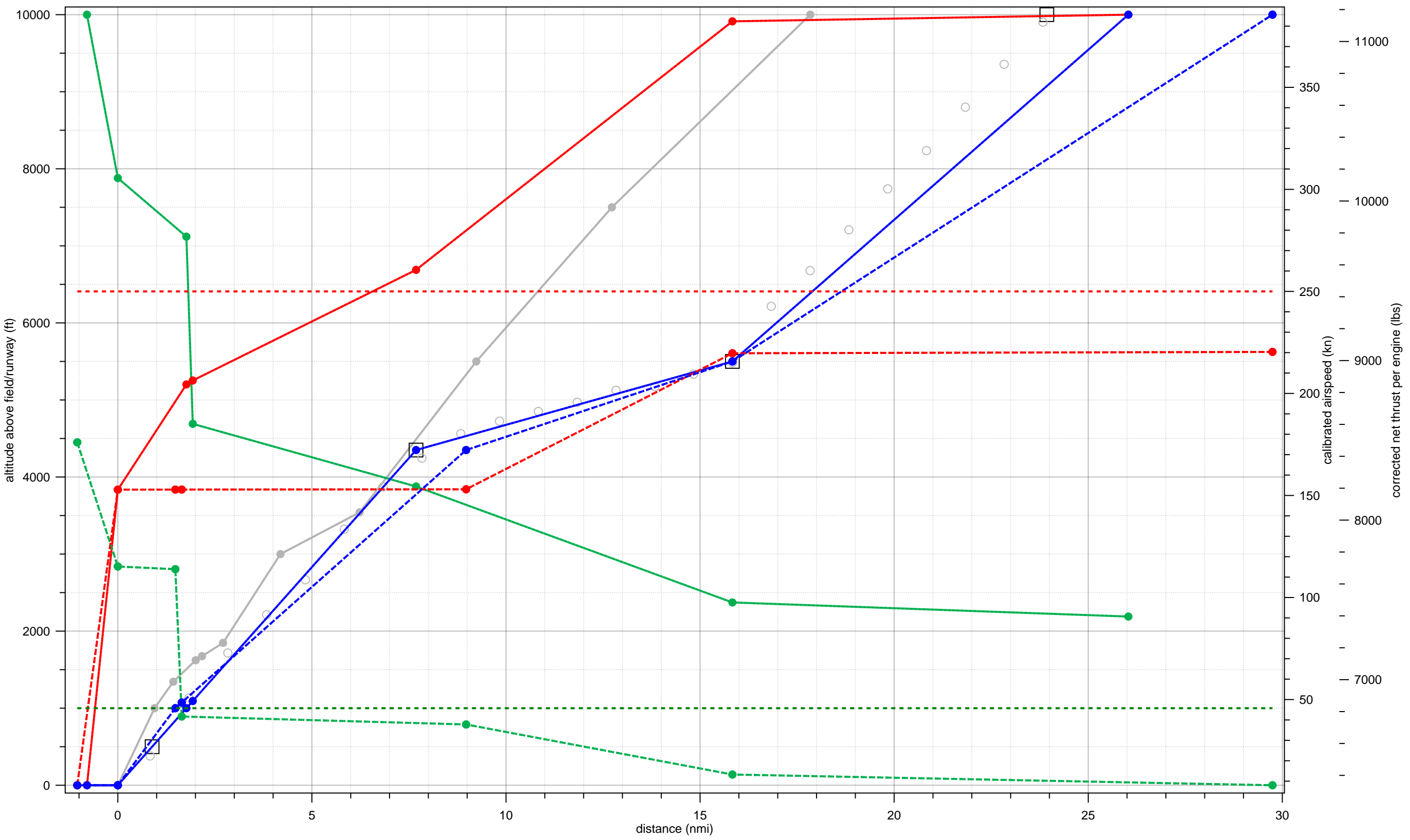


A321-232 fit to 42-D-B737-LJ-2-5000-3to9-9to18 (Standard Weight = 64%)



Legend									
Grey solid line with circle	White square	Grey open circle	Green solid line with circle	Red solid line with circle	Blue solid line with circle	Green dashed line with circle			
StdD2	SimpleTargets	RawTargets	StdThr, StdWgt: FitThr	StdThr, StdWgt: FitSpd	StdThr, StdWgt: FitAlt	T-30, C-30, StdWgt: FitThr			
Red dashed line with circle	Blue dashed line with circle	Green dotted line with circle	Red dotted line with circle	Blue dotted line with circle	Red dashed horizontal line	Green dashed horizontal line			
T-30, C-30, StdWgt: FitSpd	T-30, C-30, StdWgt: FitAlt	T-28, C-28, W+3%; FitThr	T-28, C-28, W+3%; FitSpd	T-28, C-28, W+3%; FitAlt	maxCAS	MaxMtoThrustAlt			

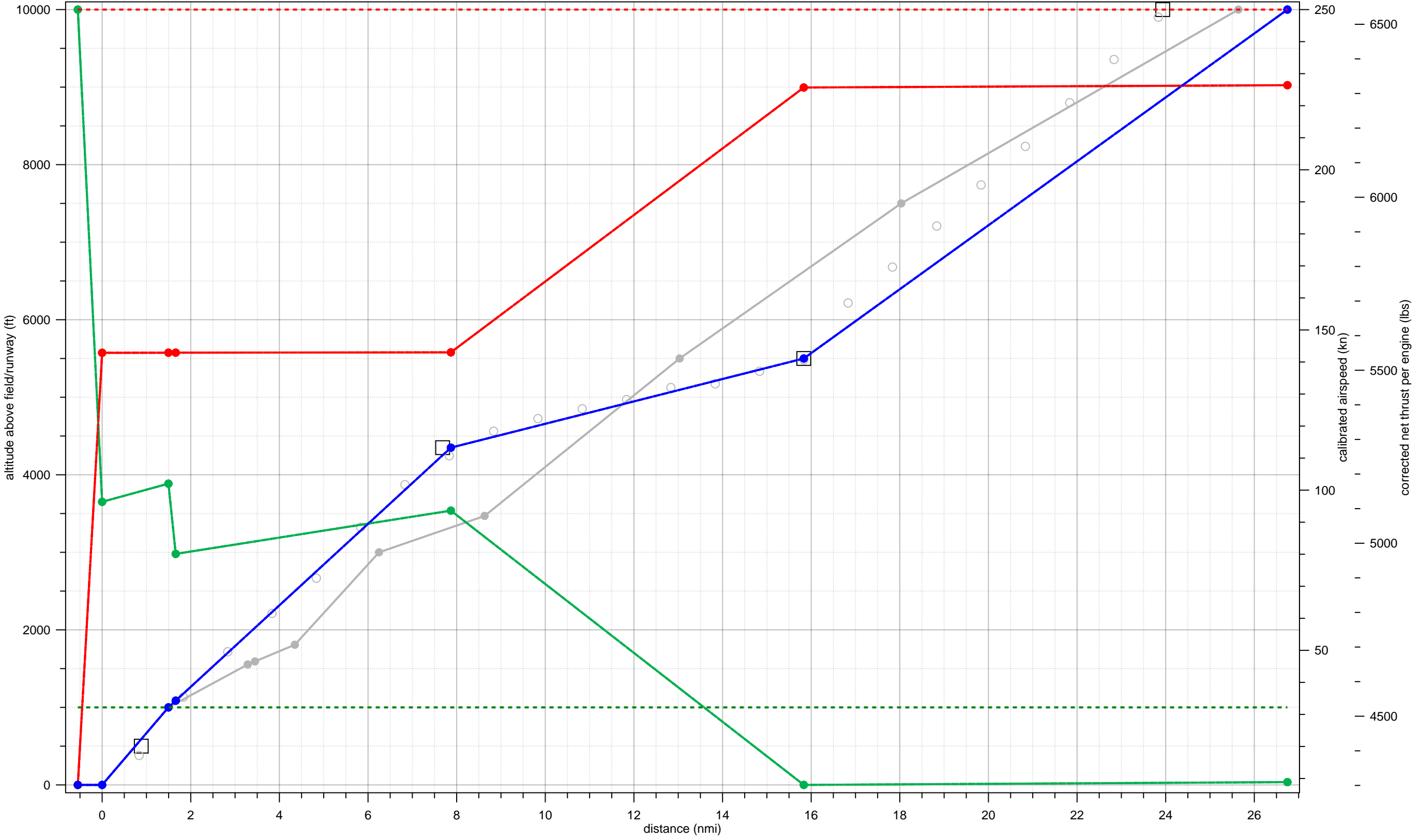
BAC111 fit to 42-D-B737-LJ-2-5000-3to9-9to18 (Standard Weight = 73%)



Legend

- StdD2 (Grey solid line with circles)
- SimpleTargets (Open square)
- RawTargets (Open circle)
- StdThr, StdWgt: FitThr (Green solid line with circles)
- StdThr, StdWgt: FitSpd (Red solid line with circles)
- StdThr, StdWgt: FitAlt (Blue solid line with circles)
- T-24, C-24, StdWgt: FitThr (Green dashed line with circles)
- T-24, C-24, W+0%; FitThr (Green dotted line with circles)
- MaxMtoThrustAlt (Green dashed line)
- T-24, C-24, StdWgt: FitSpd (Red dashed line with circles)
- T-24, C-24, W+0%; FitSpd (Red dotted line with circles)
- maxCAS (Red dashed line)
- T-24, C-24, StdWgt: FitAlt (Blue dashed line with circles)
- T-24, C-24, W+0%; FitAlt (Blue dotted line with circles)

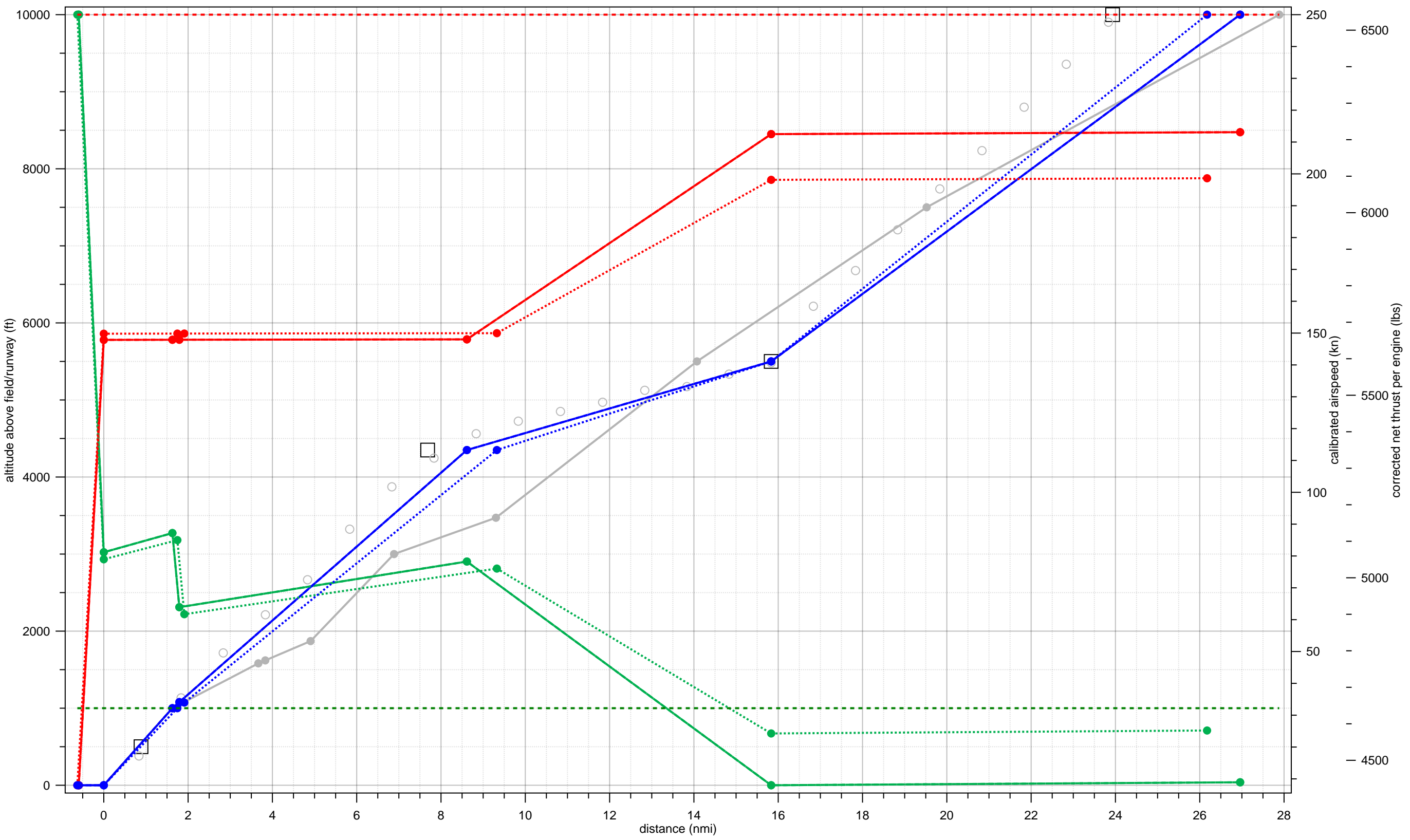
BAE146 fit to 42-D-B737-LJ-2-5000-3to9-9to18 (Standard Weight = 77%)



Legend

- StdD2 (grey line with circles)
- SimpleTargets (white square)
- RawTargets (white circle)
- StdThr,StdWgt:FitThr (green line with circles)
- StdThr,StdWgt:FitSpd (red line with circles)
- StdThr,StdWgt:FitAlt (blue line with circles)
- T-00,C-00,StdWgt:FitThr (dashed green line with circles)
- T-00,C-00,StdWgt:FitSpd (dashed red line with circles)
- T-00,C-00,StdWgt:FitAlt (dashed blue line with circles)
- T-00,C-00,W+1%;FitThr (dotted green line with circles)
- T-00,C-00,W+1%;FitSpd (dotted red line with circles)
- T-00,C-00,W+1%;FitAlt (dotted blue line with circles)
- maxCAS (dashed red line)
- MaxMtoThrustAlt (dashed green line)

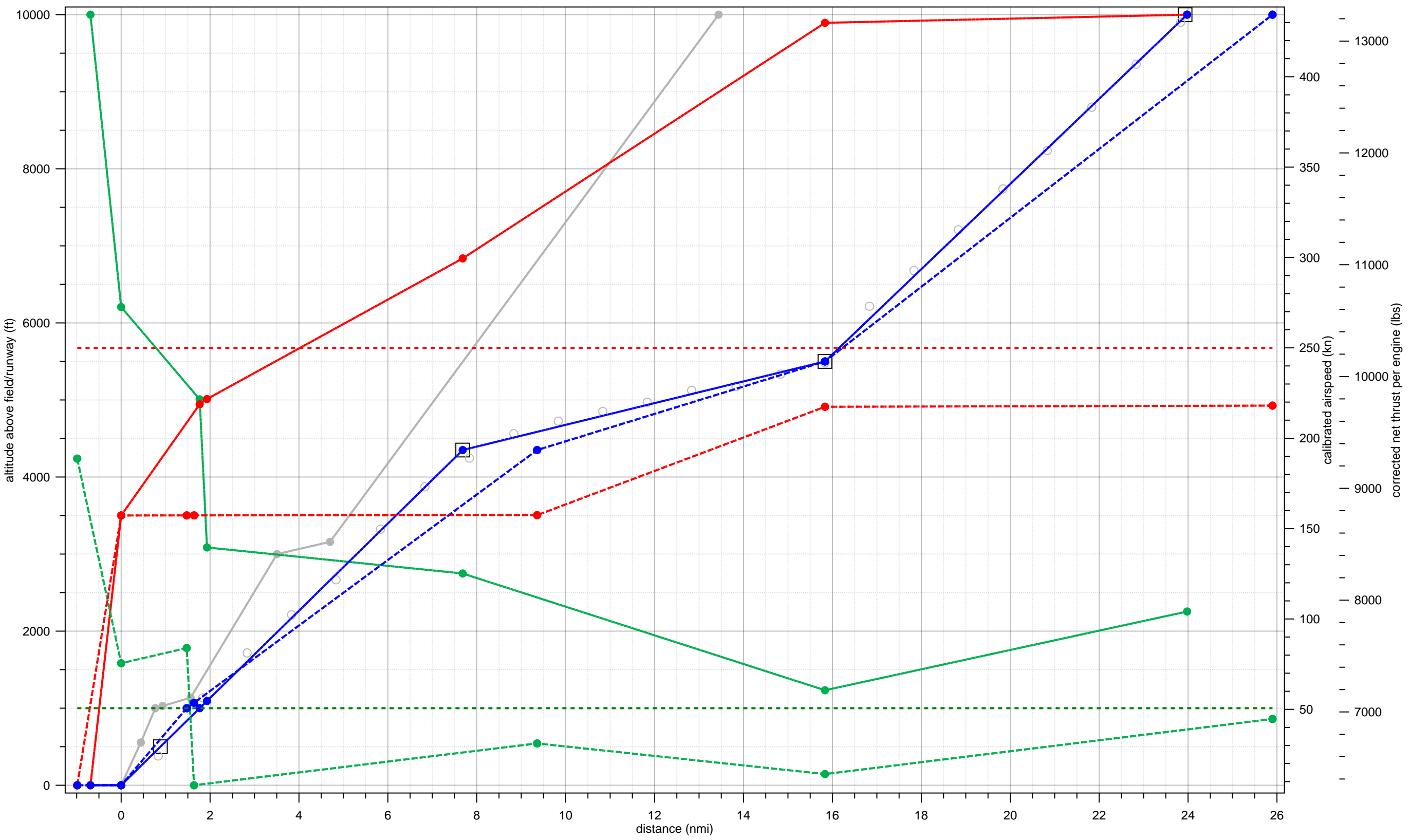
BAE300 fit to 42-D-B737-LJ-2-5000-3to9-9to18 (Standard Weight = 76%)



Legend

- StdD2 (Grey solid line with circles)
- SimpleTargets (White square)
- RawTargets (White circle)
- StdThr,StdWgt:FitThr (Green solid line with circles)
- StdThr,StdWgt:FitSpd (Red solid line with circles)
- StdThr,StdWgt:FitAlt (Blue solid line with circles)
- T-00,C-00,StdWgt:FitThr (Green dotted line with circles)
- T-00,C-00,W+6%;FitThr (Green dotted line with circles)
- T-00,C-00,W+6%;FitSpd (Red dotted line with circles)
- T-00,C-00,W+6%;FitAlt (Blue dotted line with circles)
- maxCAS (Red dashed line)
- MaxMtoThrustAlt (Green dashed line)

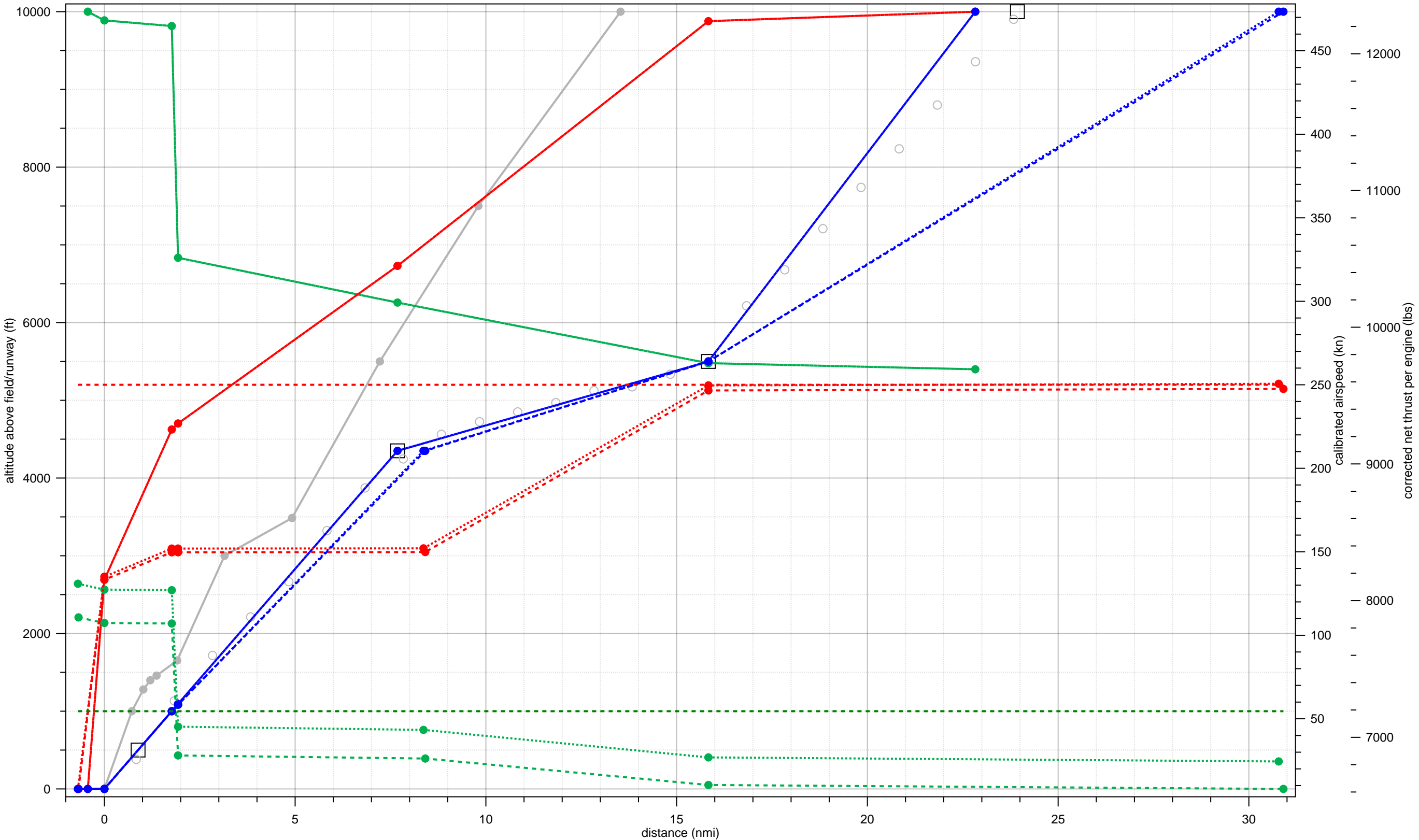
CRJ9-ER fit to 42-D-B737-LJ-2-5000-3to9-9to18 (Standard Weight = 77%)



Legend

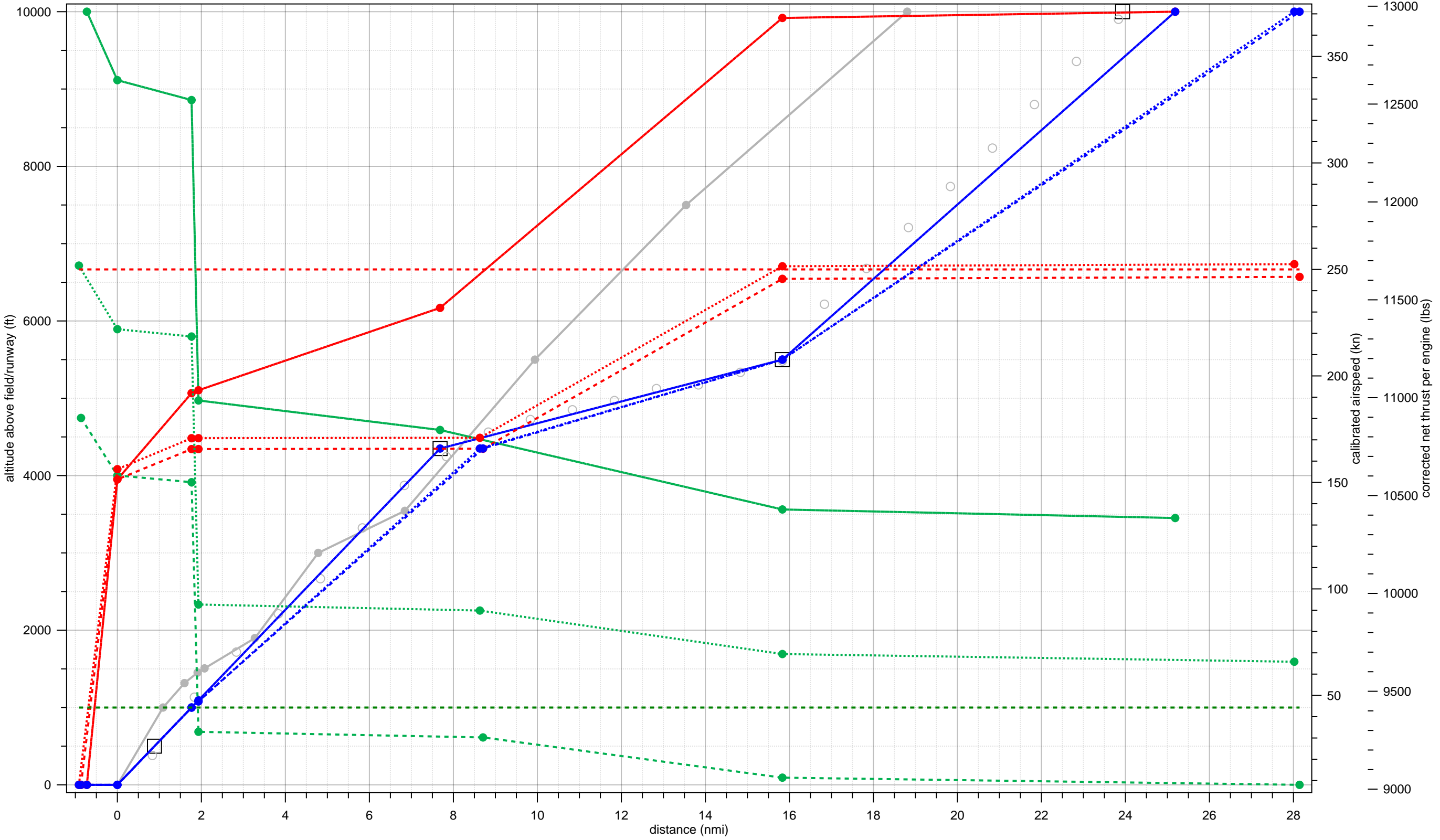
- StdD2 (Grey solid line with circles)
- SimpleTargets (Open square)
- RawTargets (Open circle)
- StdThr, StdWgt:FitThr (Green solid line with circles)
- StdThr, StdWgt:FitSpd (Red solid line with circles)
- StdThr, StdWgt:FitAlt (Blue solid line with circles)
- T-30, C-30, StdWgt:FitThr (Green dashed line with circles)
- T-30, C-30, W+1%;FitThr (Green dotted line with circles)
- MaxMtoThrustAlt (Green dashed line)
- T-30, C-30, StdWgt:FitSpd (Red dashed line with circles)
- T-30, C-30, W+1%;FitSpd (Red dotted line with circles)
- maxCAS (Red dashed line)
- T-30, C-30, StdWgt:FitAlt (Blue dashed line with circles)
- T-30, C-30, W+1%;FitAlt (Blue dotted line with circles)

DC9Q7 fit to 42-D-B737-LJ-2-5000-3to9-9to18 (Standard Weight = 59%)



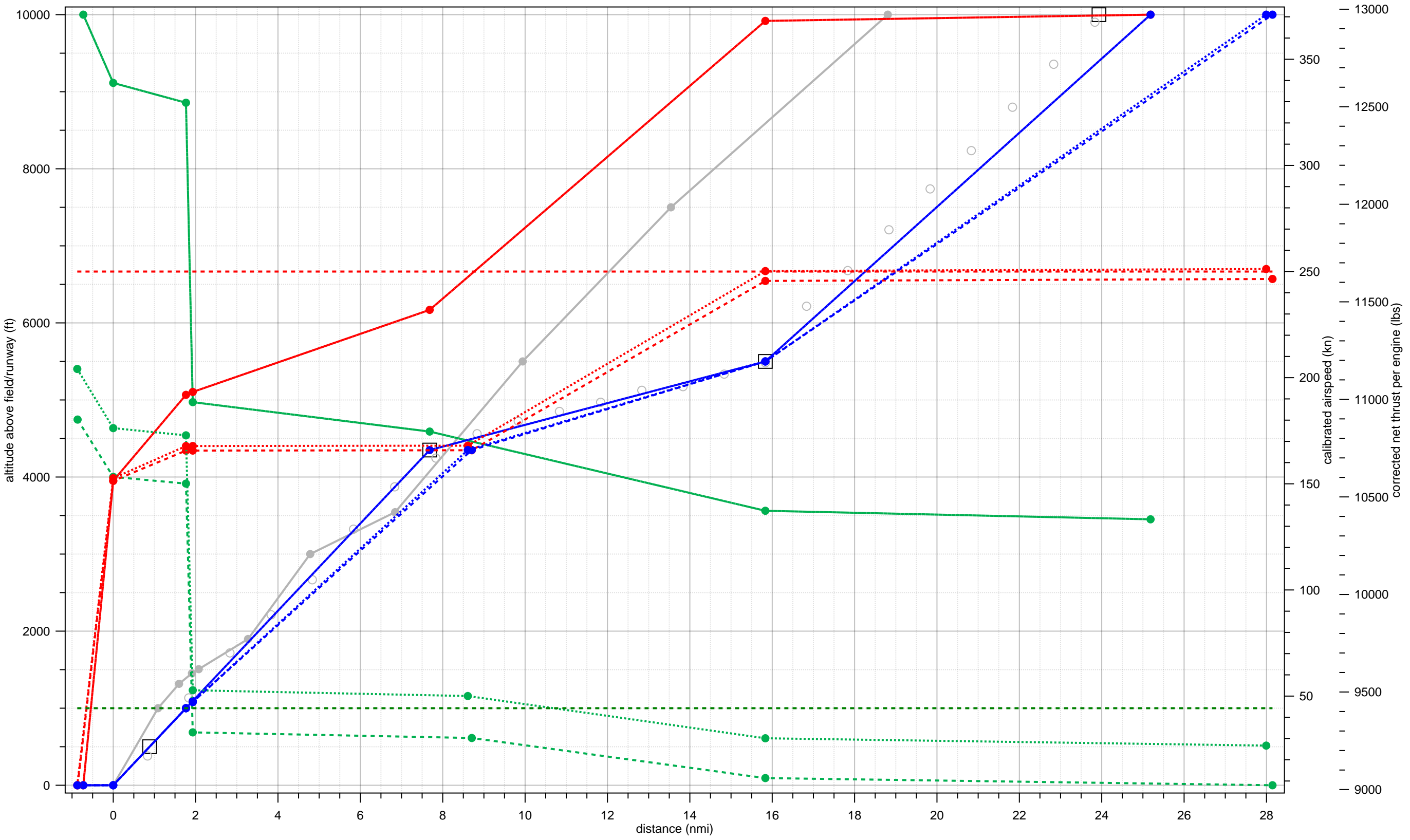
Legend										
—●— StdD2	□ SimpleTargets	○ RawTargets	—●— StdThr, StdWgt: FitThr	—●— StdThr, StdWgt: FitSpd	—●— StdThr, StdWgt: FitAlt	—●— T-36, C-36, StdWgt: FitThr				
- - -●- - - T-36, C-36, StdWgt: FitSpd	- - -●- - - T-36, C-36, StdWgt: FitAlt	- - -●- - - T-34, C-34, W+7%; FitThr	- - -●- - - T-34, C-34, W+7%; FitSpd	- - -●- - - T-34, C-34, W+7%; FitAlt	- - -●- - - maxCAS	- - -●- - - MaxMtoThrustAlt				

DC9Q9 fit to 42-D-B737-LJ-2-5000-3to9-9to18 (Standard Weight = 80%)



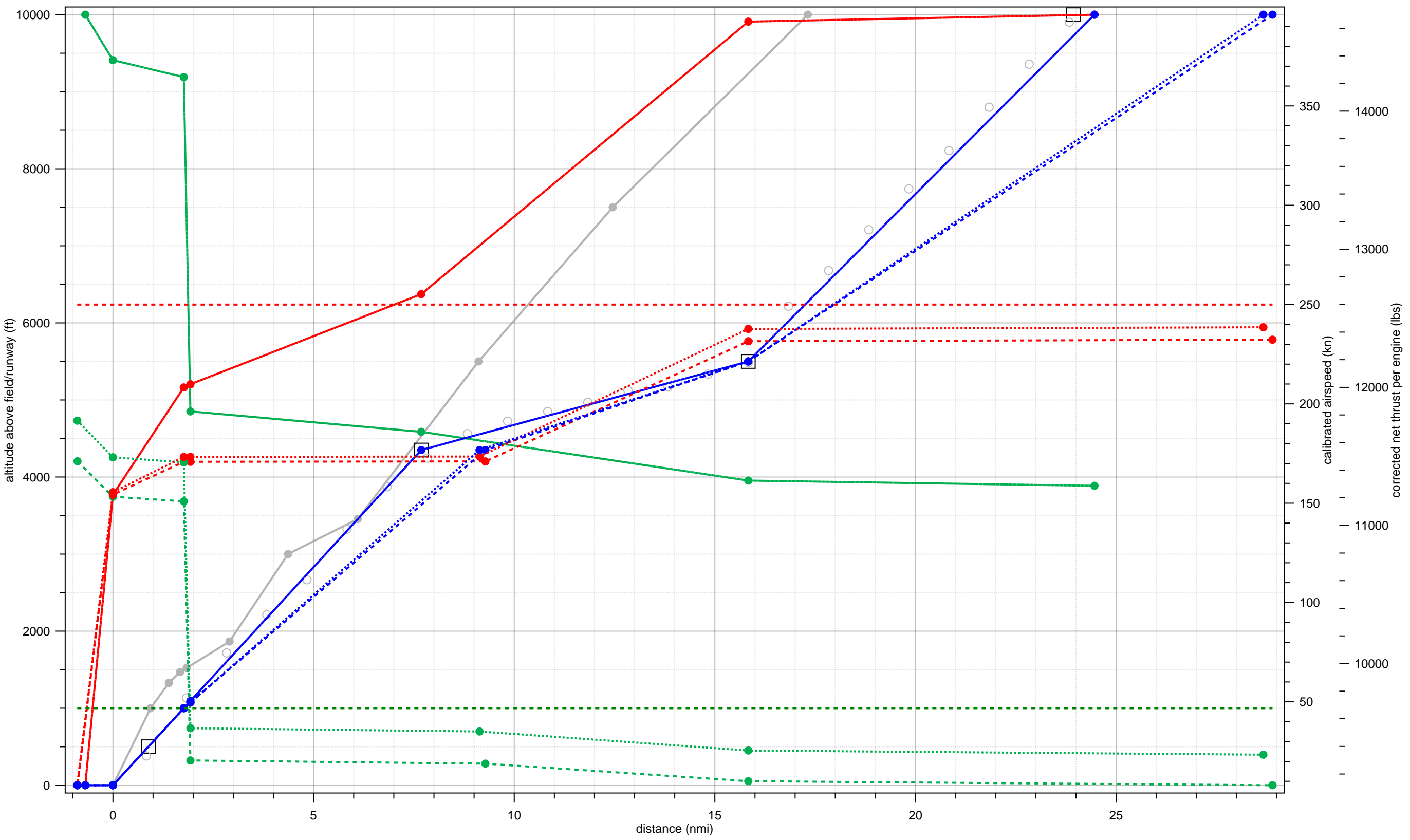
Legend							
—●— StdD2	□ SimpleTargets	○ RawTargets	—●— StdThr, StdWgt: FitThr	—●— StdThr, StdWgt: FitSpd	—●— StdThr, StdWgt: FitAlt	—●— T-16, C-16, StdWgt: FitThr	
—●— T-16, C-16, StdWgt: FitSpd	—●— T-16, C-16, StdWgt: FitAlt	—●— T-10, C-10, W+13%; FitThr	—●— T-10, C-10, W+13%; FitSpd	—●— T-10, C-10, W+13%; FitAlt	—●— maxCAS		
—●— MaxMtoThrustAlt							

DC93LW fit to 42-D-B737-LJ-2-5000-3to9-9to18 (Standard Weight = 76%)



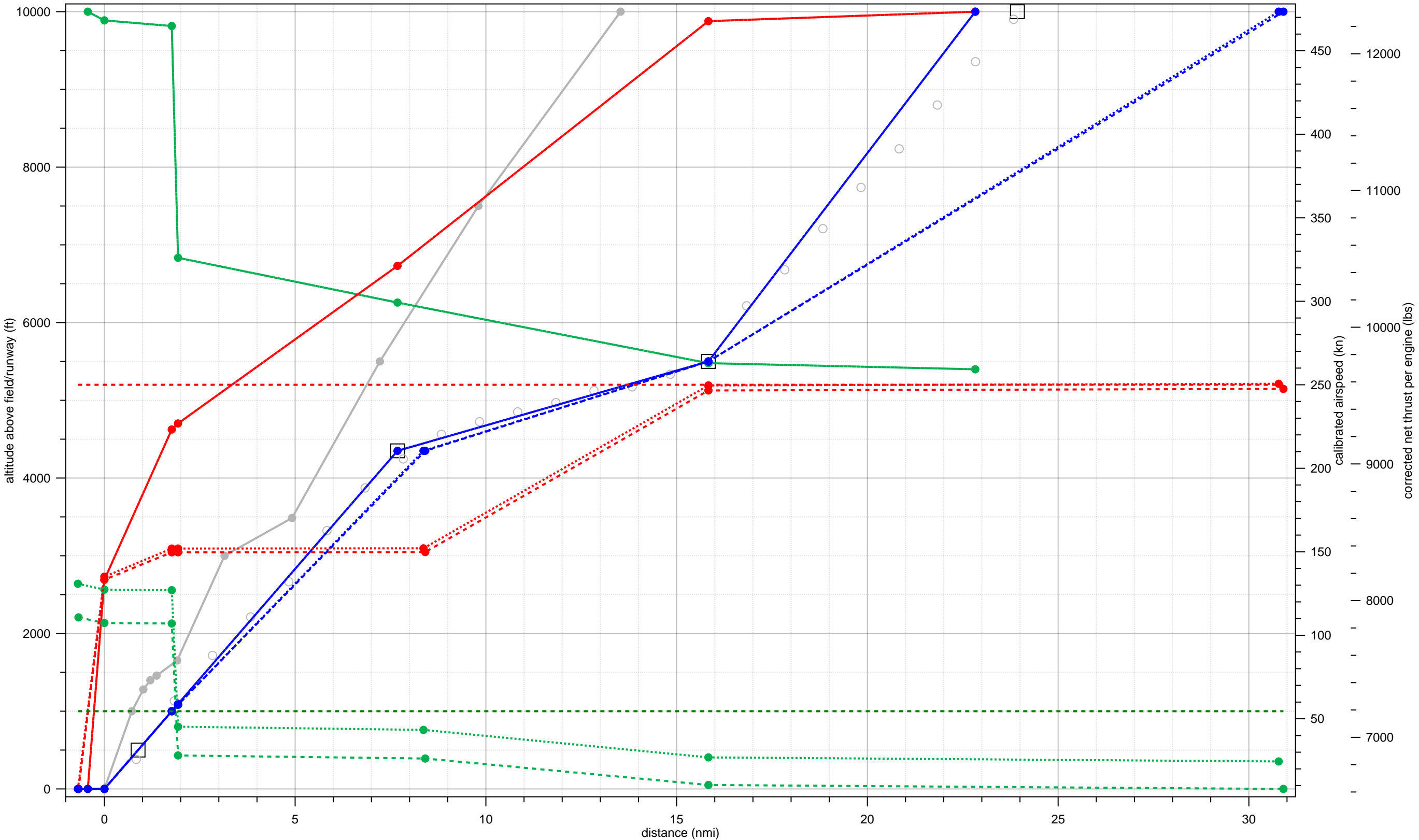
Legend												
—●— StdD2	□ SimpleTargets	○ RawTargets	—●— StdThr,StdWgt:FitThr	—●— StdThr,StdWgt:FitSpd	—●— StdThr,StdWgt:FitAlt	—●— T-16,C-16,StdWgt:FitThr	—●— T-14,C-14,W+4%;FitThr	—●— T-16,C-16,StdWgt:FitSpd	—●— T-14,C-14,W+4%;FitSpd	—●— T-14,C-14,W+4%;FitAlt	—●— maxCAS	—●— MaxMtoThrustAlt

DC95HW fit to 42-D-B737-LJ-2-5000-3to9-9to18 (Standard Weight = 77%)



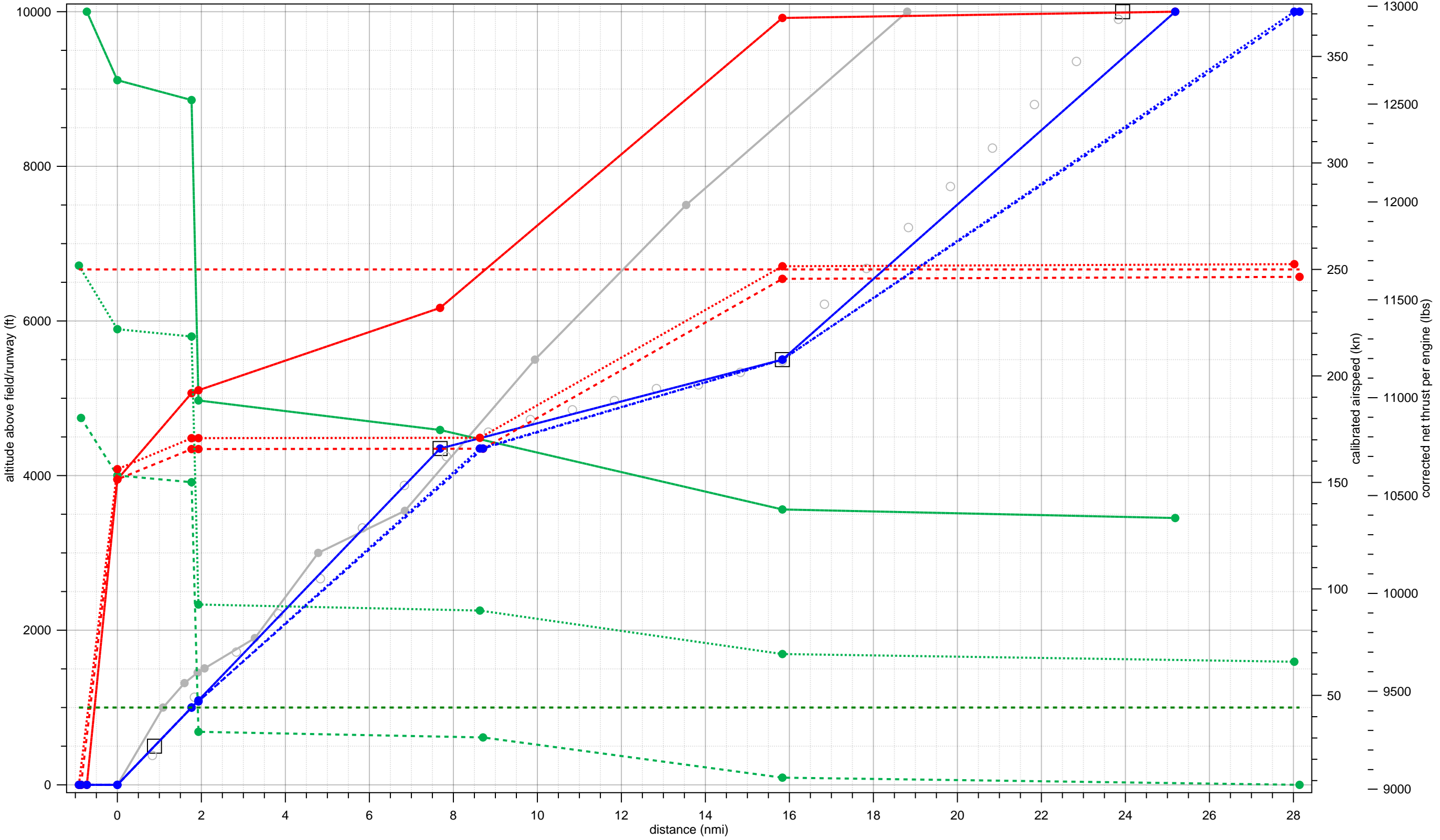
Legend											
—●— StdD2	□ SimpleTargets	○ RawTargets	—●— StdThr,StdWgt:FitThr	—●— StdThr,StdWgt:FitSpd	—●— StdThr,StdWgt:FitAlt	—●— T-22,C-22,StdWgt:FitThr	—●— T-20,C-20,W+3%;FitThr	—●— T-20,C-20,W+3%;FitSpd	—●— T-20,C-20,W+3%;FitAlt	—●— maxCAS	—●— MaxMtoThrustAlt

DC910 fit to 42-D-B737-LJ-2-5000-3to9-9to18 (Standard Weight = 59%)



Legend											
—●— StdD2	□ SimpleTargets	○ RawTargets	—●— StdThr, StdWgt: FitThr	—●— StdThr, StdWgt: FitSpd	—●— StdThr, StdWgt: FitAlt	—●— T-36, C-36, StdWgt: FitThr	—●— T-34, C-34, W+7%; FitThr	—●— T-34, C-34, W+7%; FitSpd	—●— T-34, C-34, W+7%; FitAlt	— — maxCAS	— — MaxMtoThrustAlt

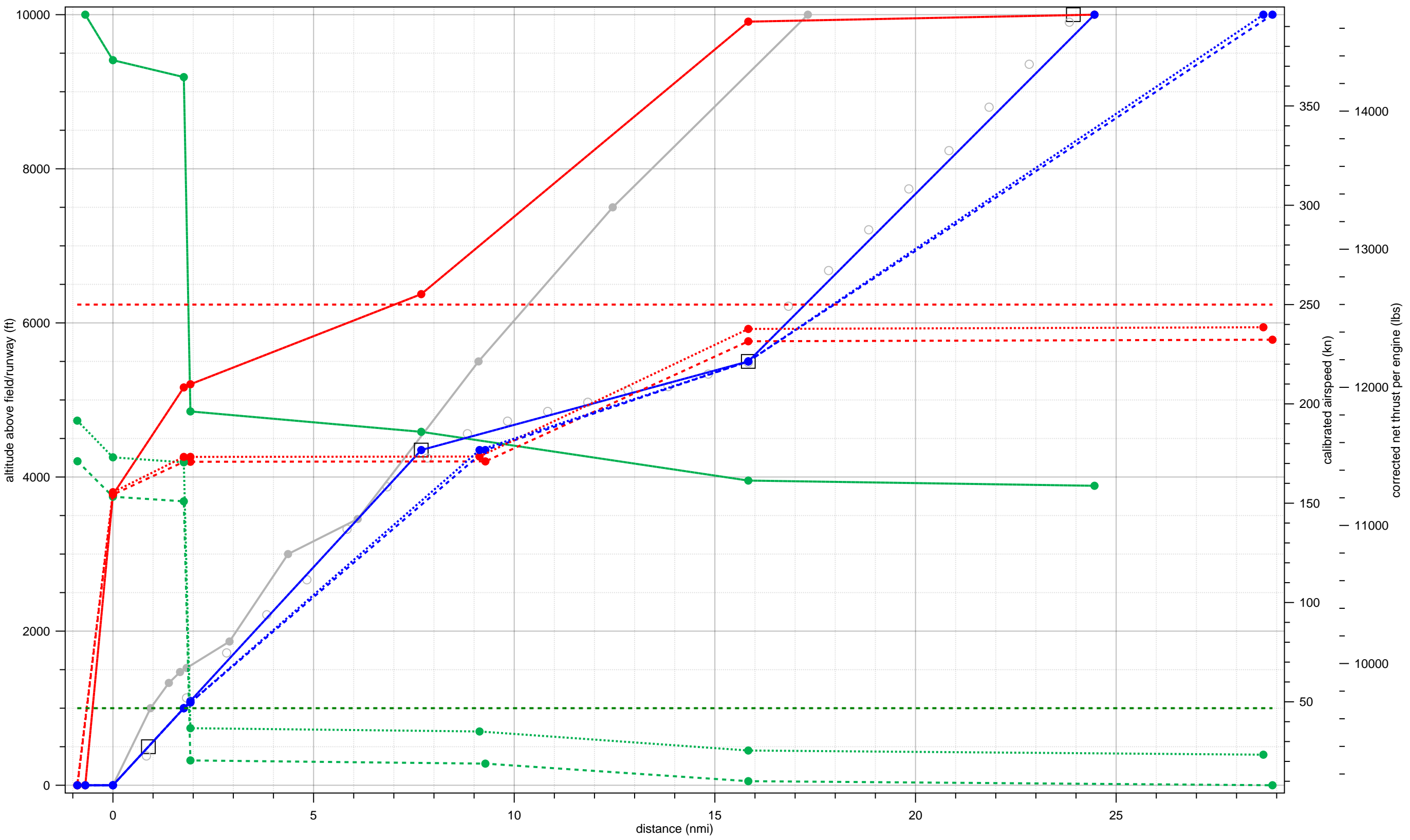
DC930 fit to 42-D-B737-LJ-2-5000-3to9-9to18 (Standard Weight = 80%)



Legend

- StdD2 (Grey solid line with circles)
- SimpleTargets (Open square)
- RawTargets (Open circle)
- StdThr, StdWgt: FitThr (Green solid line with circles)
- StdThr, StdWgt: FitSpd (Red solid line with circles)
- StdThr, StdWgt: FitAlt (Blue solid line with circles)
- T-16, C-16, StdWgt: FitThr (Green dashed line with circles)
- T-16, C-16, StdWgt: FitSpd (Red dashed line with circles)
- T-16, C-16, StdWgt: FitAlt (Blue dashed line with circles)
- T-10, C-10, W+13%; FitThr (Green dotted line with circles)
- T-10, C-10, W+13%; FitSpd (Red dotted line with circles)
- T-10, C-10, W+13%; FitAlt (Blue dotted line with circles)
- MaxMtoThrustAlt (Green dashed horizontal line)
- maxCAS (Red dashed horizontal line)

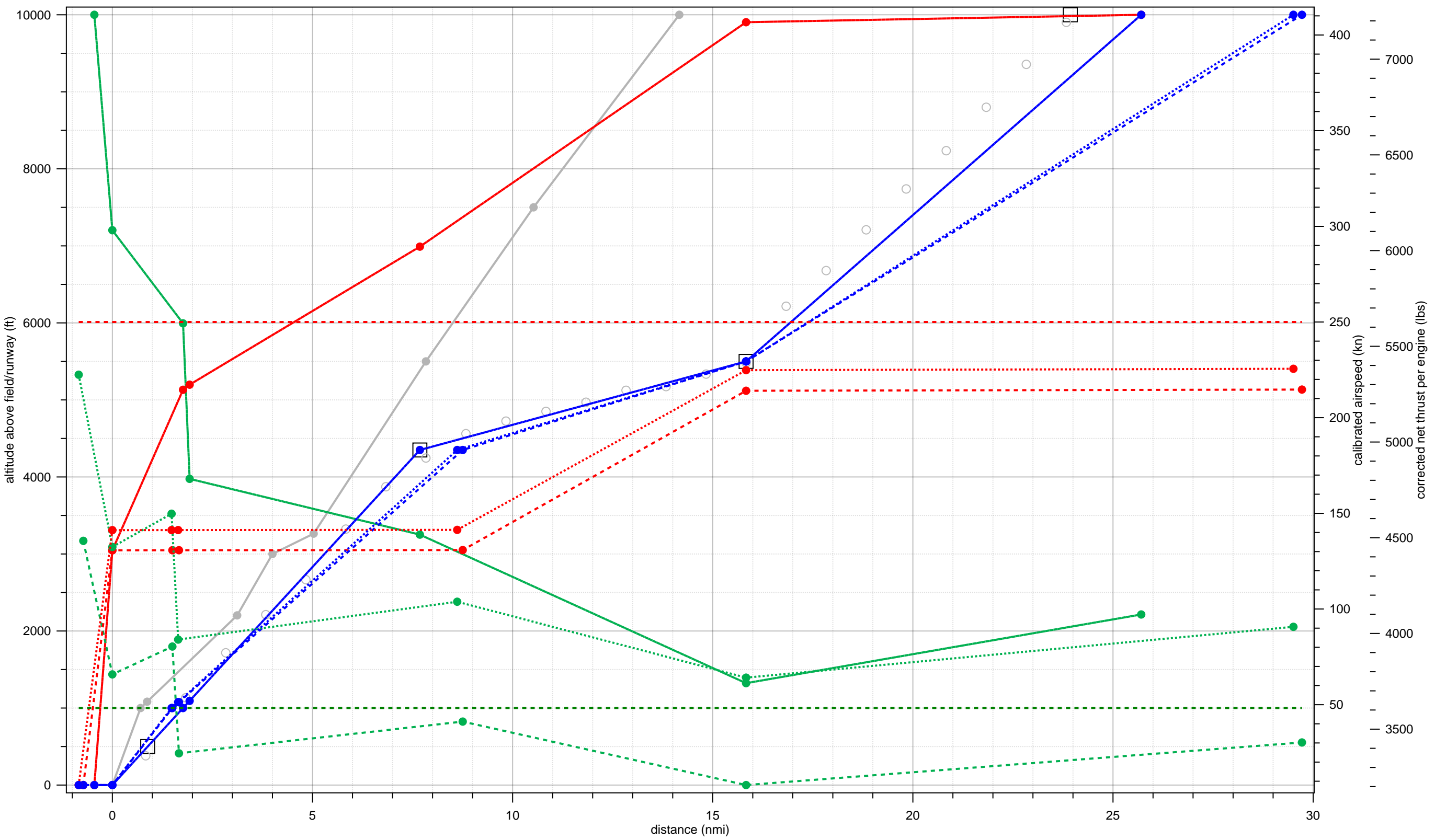
DC950 fit to 42-D-B737-LJ-2-5000-3to9-9to18 (Standard Weight = 77%)



Legend

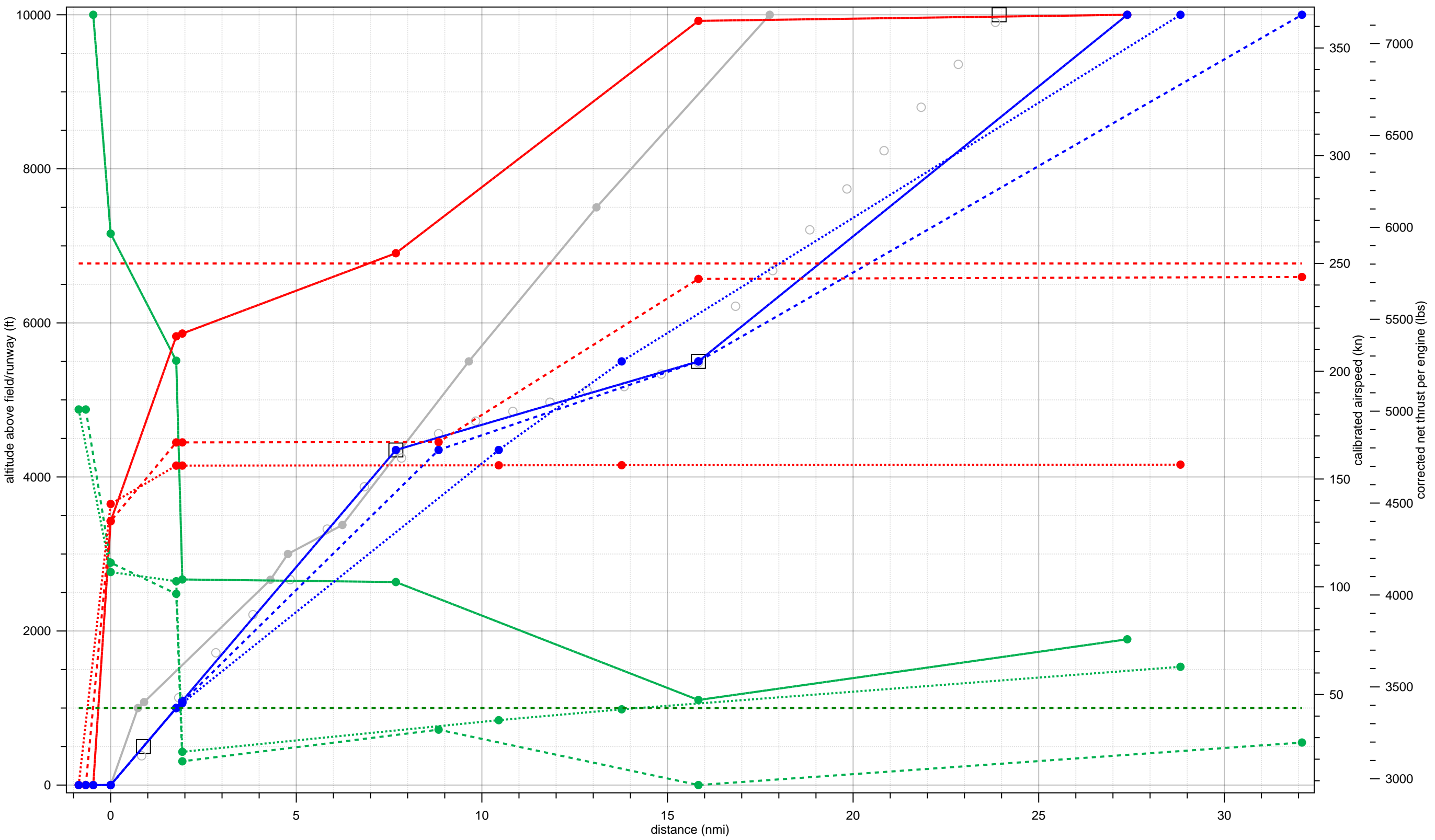
- StdD2 (Grey solid line with filled circles)
- SimpleTargets (White square)
- RawTargets (Grey open circles)
- StdThr, StdWgt: FitThr (Green solid line with filled circles)
- StdThr, StdWgt: FitSpd (Red solid line with filled circles)
- StdThr, StdWgt: FitAlt (Blue solid line with filled circles)
- T-22, C-22, StdWgt: FitThr (Green dotted line with filled circles)
- T-20, C-20, W+3%; FitThr (Green dotted line with filled circles)
- T-22, C-22, StdWgt: FitSpd (Red dotted line with filled circles)
- T-20, C-20, W+3%; FitSpd (Red dotted line with filled circles)
- T-22, C-22, StdWgt: FitAlt (Blue dotted line with filled circles)
- T-20, C-20, W+3%; FitAlt (Blue dotted line with filled circles)
- maxCAS (Red dashed horizontal line)
- MaxMtoThrustAlt (Green dashed horizontal line)

EMB14L fit to 42-D-B737-LJ-2-5000-3to9-9to18 (Standard Weight = 60%)



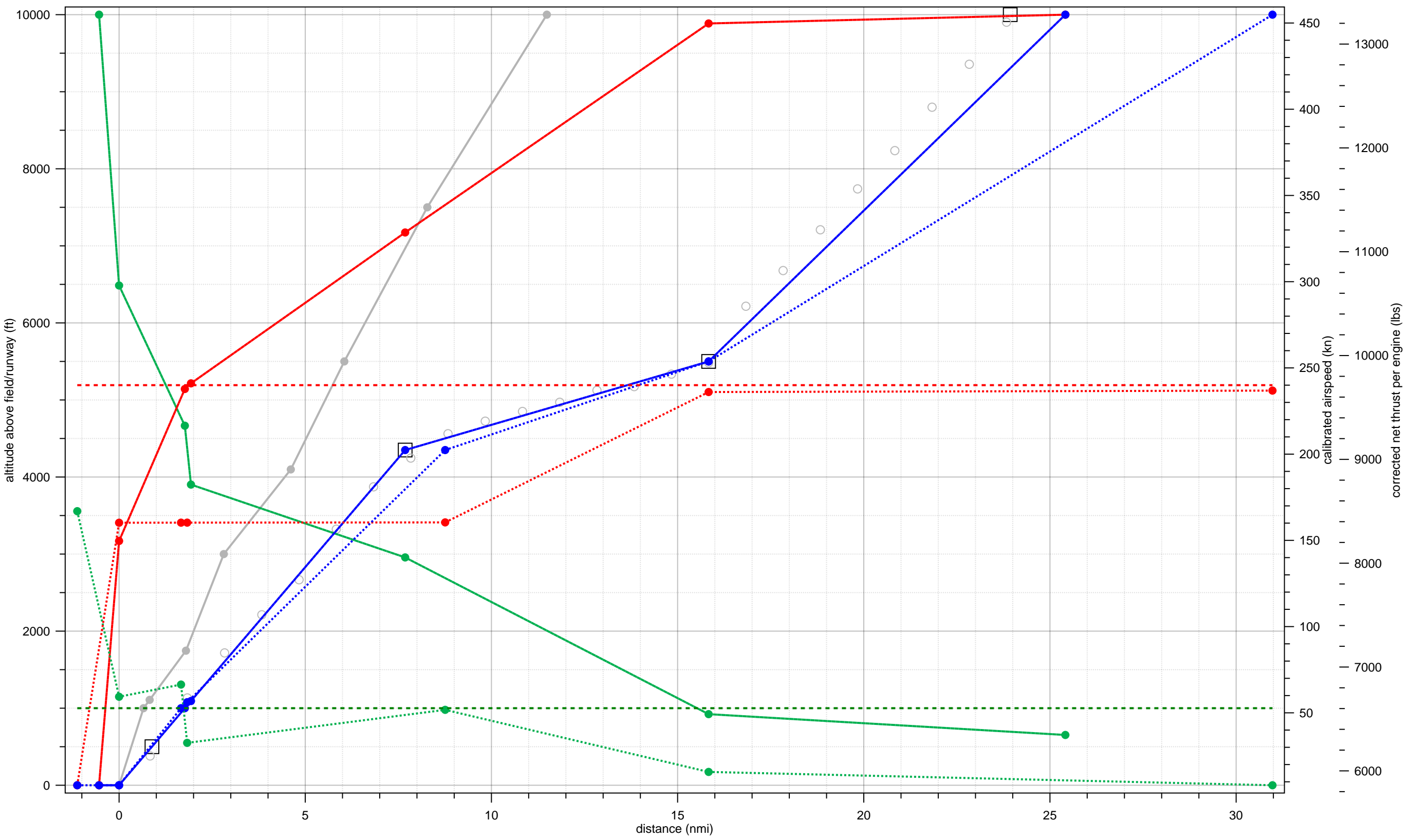
Legend							
—●— StdD2	□ SimpleTargets	○ RawTargets	—●— StdThr, StdWgt: FitThr	—●— StdThr, StdWgt: FitSpd	—●— StdThr, StdWgt: FitAlt	—●— T-38, C-38, StdWgt: FitThr	
- - -●- - - T-38, C-38, StdWgt: FitSpd	- - -●- - - T-38, C-38, StdWgt: FitAlt	...●... T-26, C-26, W+31%; FitThr	...●... T-26, C-26, W+31%; FitSpd	...●... T-26, C-26, W+31%; FitAlt		- - - MaxMtoThrustAlt	

EMB145 fit to 42-D-B737-LJ-2-5000-3to9-9to18 (Standard Weight = 62%)



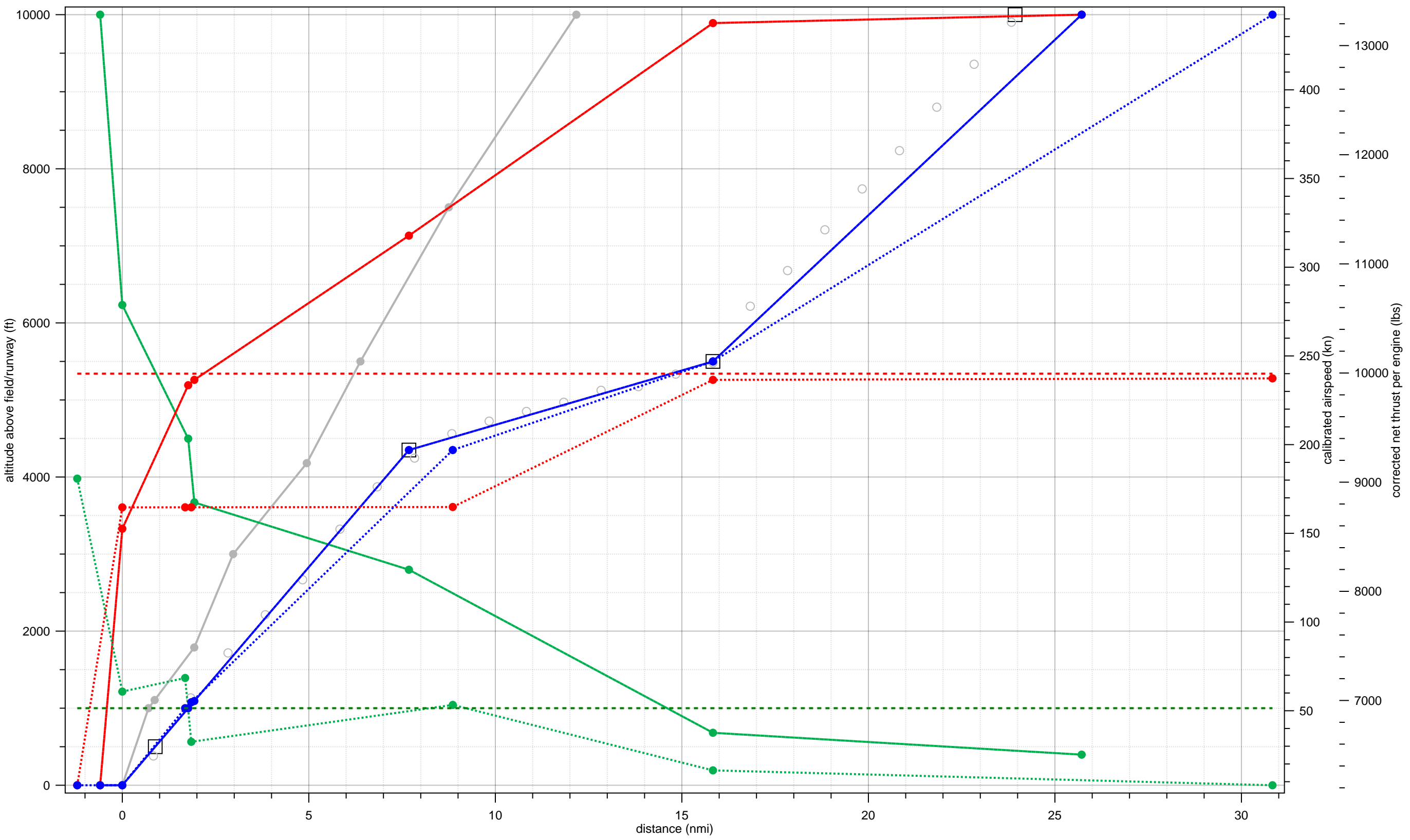
Legend							
—●— StdD2	□ SimpleTargets	○ RawTargets	—●— StdThr, StdWgt: FitThr	—●— StdThr, StdWgt: FitSpd	—●— StdThr, StdWgt: FitAlt	—●— T-30, C-30, StdWgt: FitThr	
—●— T-30, C-30, StdWgt: FitSpd	—●— T-30, C-30, StdWgt: FitAlt	—●— T-30, C-30, W+33%; FitThr	—●— T-30, C-30, W+33%; FitSpd	—●— T-30, C-30, W+33%; FitAlt			
—●— MaxMtoThrustAlt							

EMB170 fit to 42-D-B737-LJ-2-5000-3to9-9to18 (Standard Weight = 56%)



Legend							
—●— StdD2	□ SimpleTargets	○ RawTargets	—●— StdThr,StdWgt:FitThr	—●— StdThr,StdWgt:FitSpd	—●— StdThr,StdWgt:FitAlt	—●— T-36,C-36,W+28%;FitThr	
—●— T-36,C-36,W+28%;FitSpd	—●— T-36,C-36,W+28%;FitAlt	— — — maxCAS	— — — MaxMtoThrustAlt				

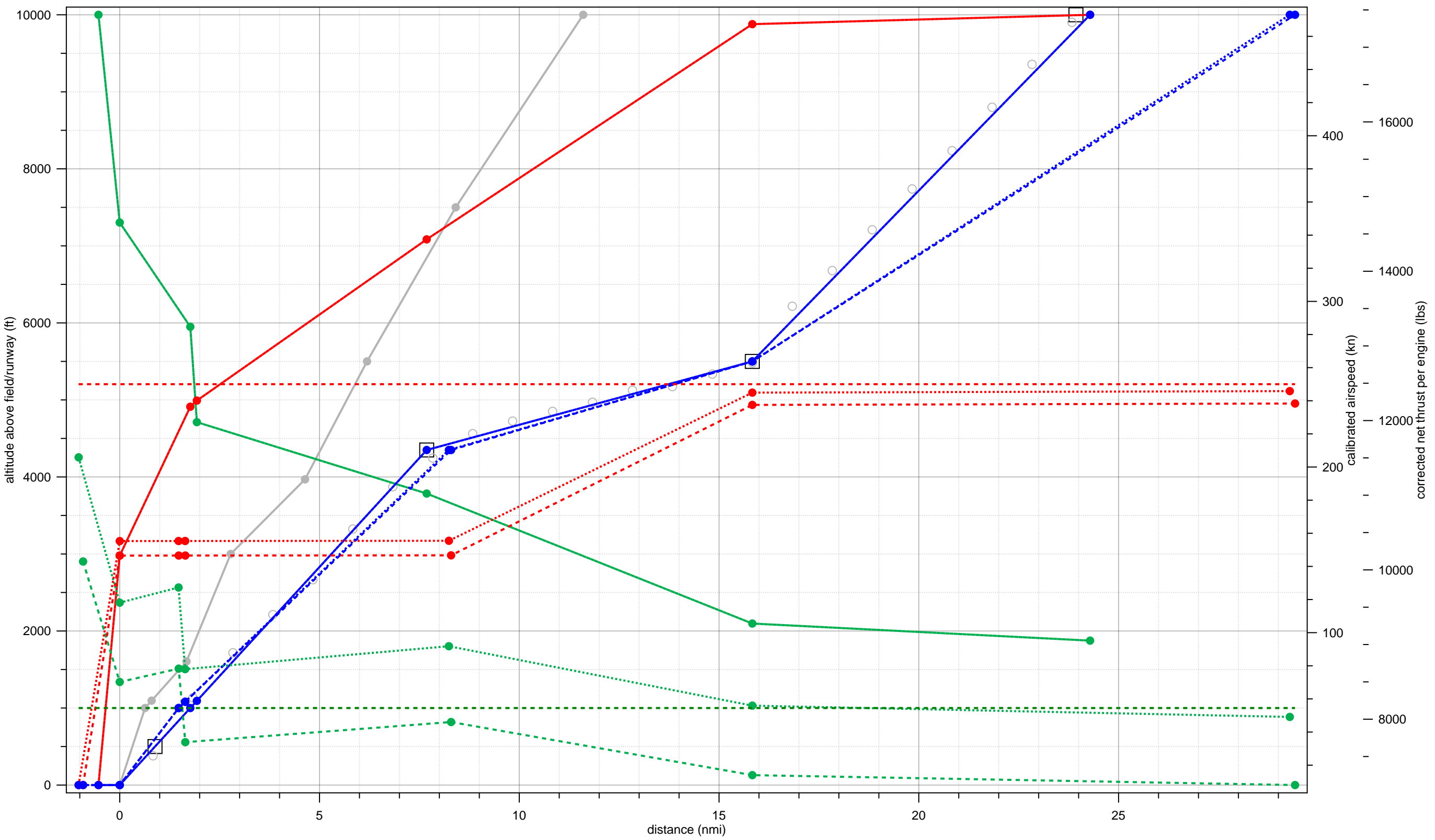
EMB175 fit to 42-D-B737-LJ-2-5000-3to9-9to18 (Standard Weight = 59%)



Legend

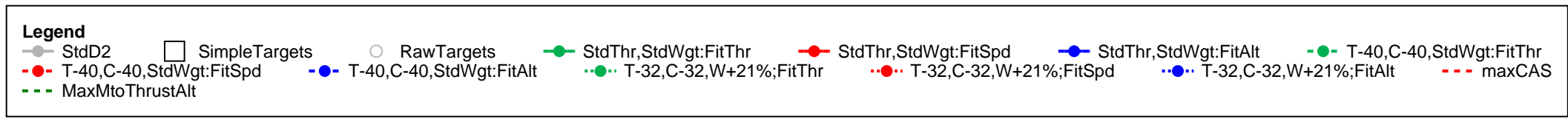
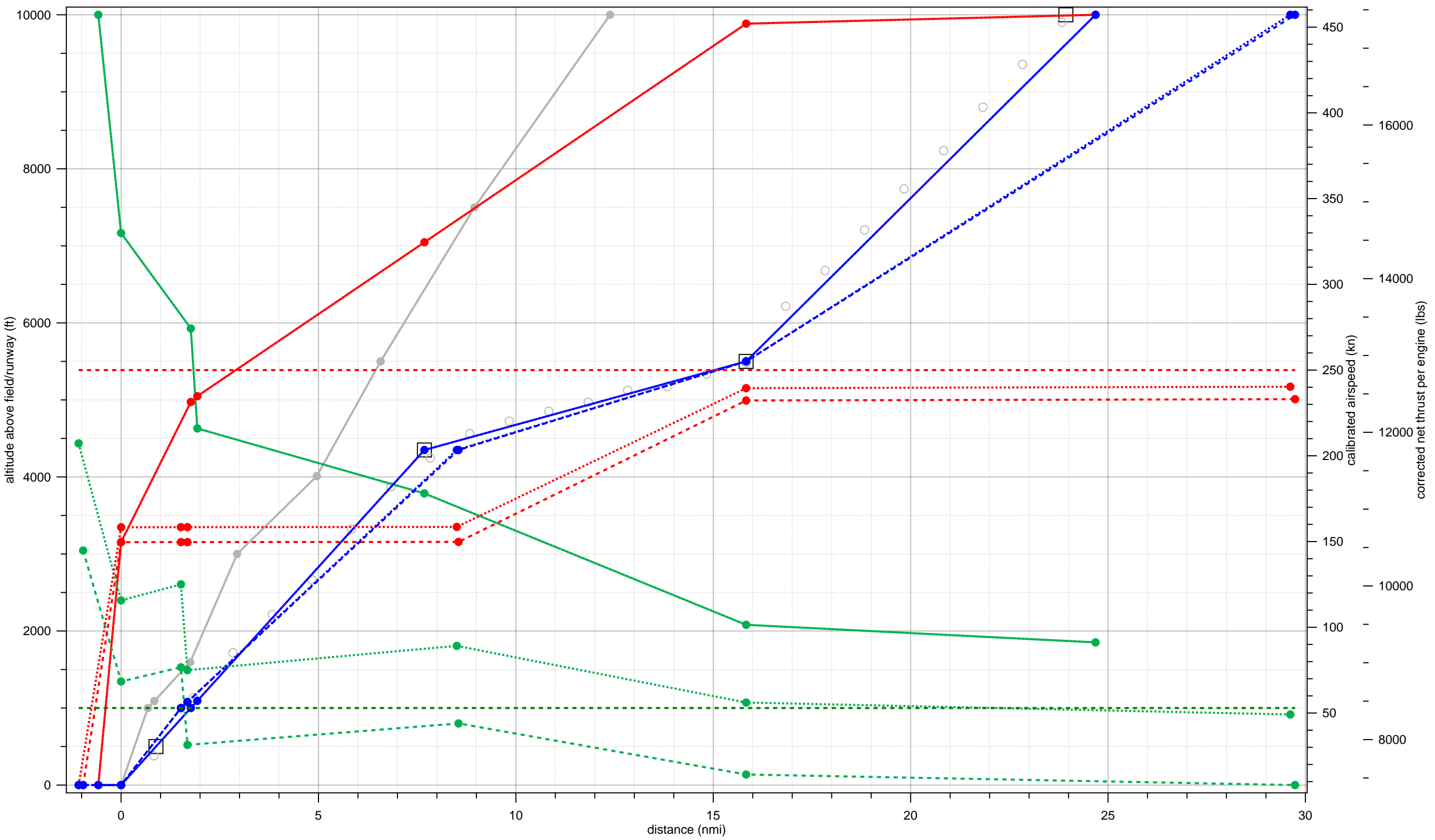
- StdD2 (solid grey line with circles)
- SimpleTargets (open square)
- RawTargets (open circle)
- StdThr,StdWgt:FitThr (solid green line with circles)
- StdThr,StdWgt:FitSpd (solid red line with circles)
- StdThr,StdWgt:FitAlt (solid blue line with circles)
- T-32,C-32,W+30%;FitThr (dotted green line with circles)
- T-32,C-32,W+30%;FitSpd (dotted red line with circles)
- maxCAS (dashed red line)
- MaxMtoThrustAlt (dashed green line)

EMB190 fit to 42-D-B737-LJ-2-5000-3to9-9to18 (Standard Weight = 49%)

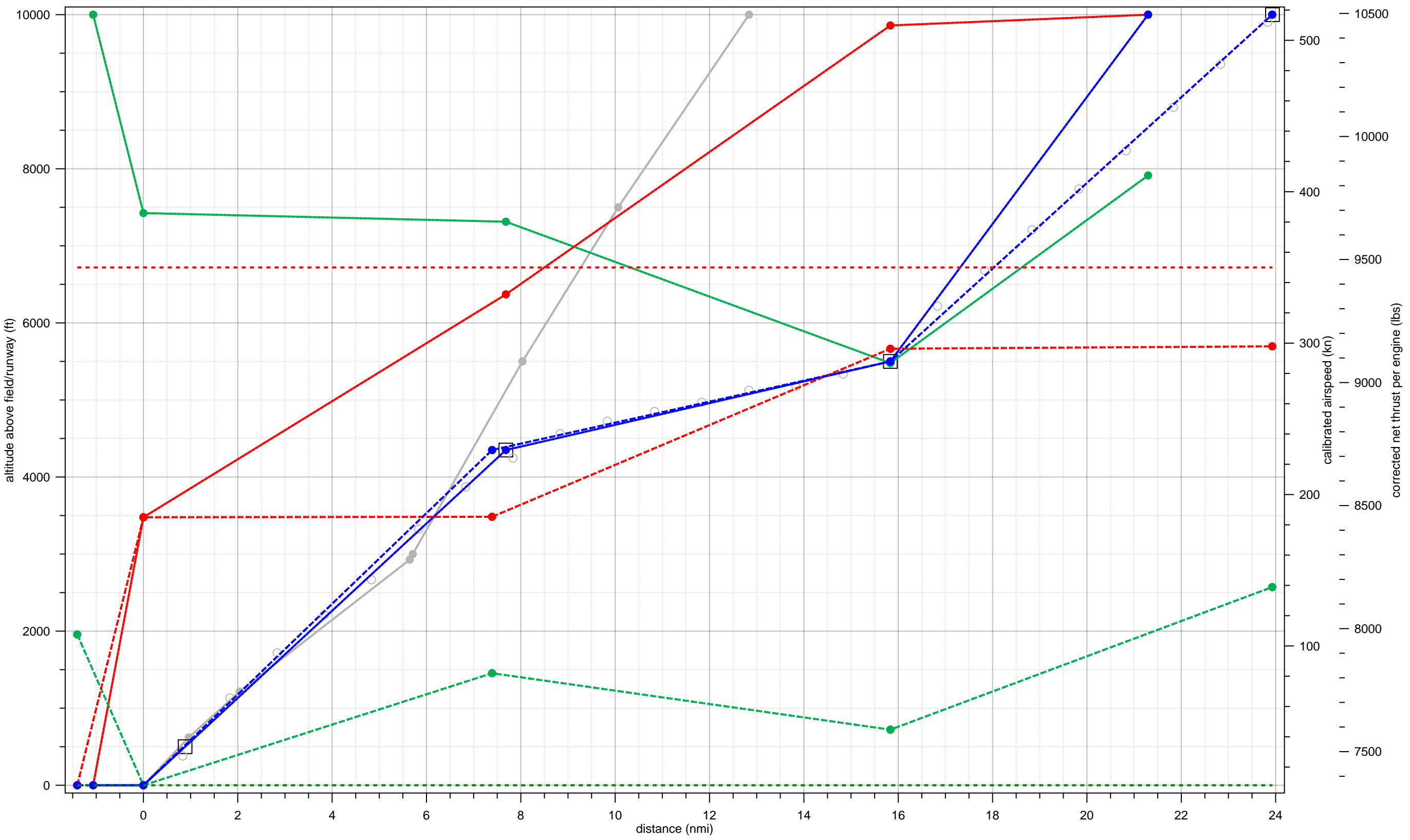


Legend							
—●— StdD2	□ SimpleTargets	○ RawTargets	—●— StdThr,StdWgt:FitThr	—●— StdThr,StdWgt:FitSpd	—●— StdThr,StdWgt:FitAlt	—●— T-42,C-42,StdWgt:FitThr	
—●— T-42,C-42,StdWgt:FitSpd	—●— T-42,C-42,StdWgt:FitAlt	—●— T-34,C-34,W+21%;FitThr	—●— T-34,C-34,W+21%;FitSpd	—●— T-34,C-34,W+21%;FitAlt	—●— maxCAS		
—●— MaxMtoThrustAlt							

EMB195 fit to 42-D-B737-LJ-2-5000-3to9-9to18 (Standard Weight = 55%)



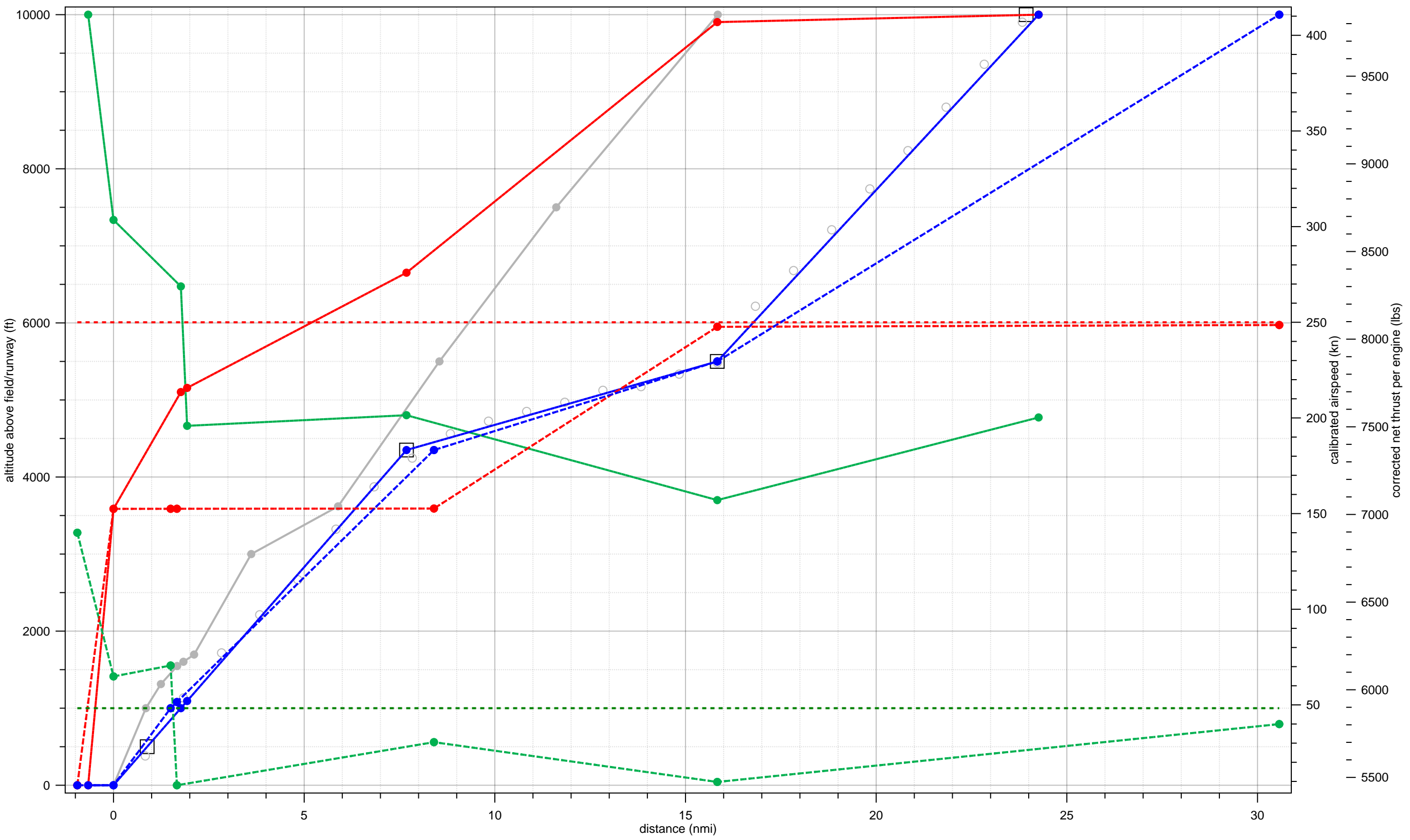
F4C fit to 42-D-B737-LJ-2-5000-3to9-9to18 (Standard Weight = 100%)



Legend

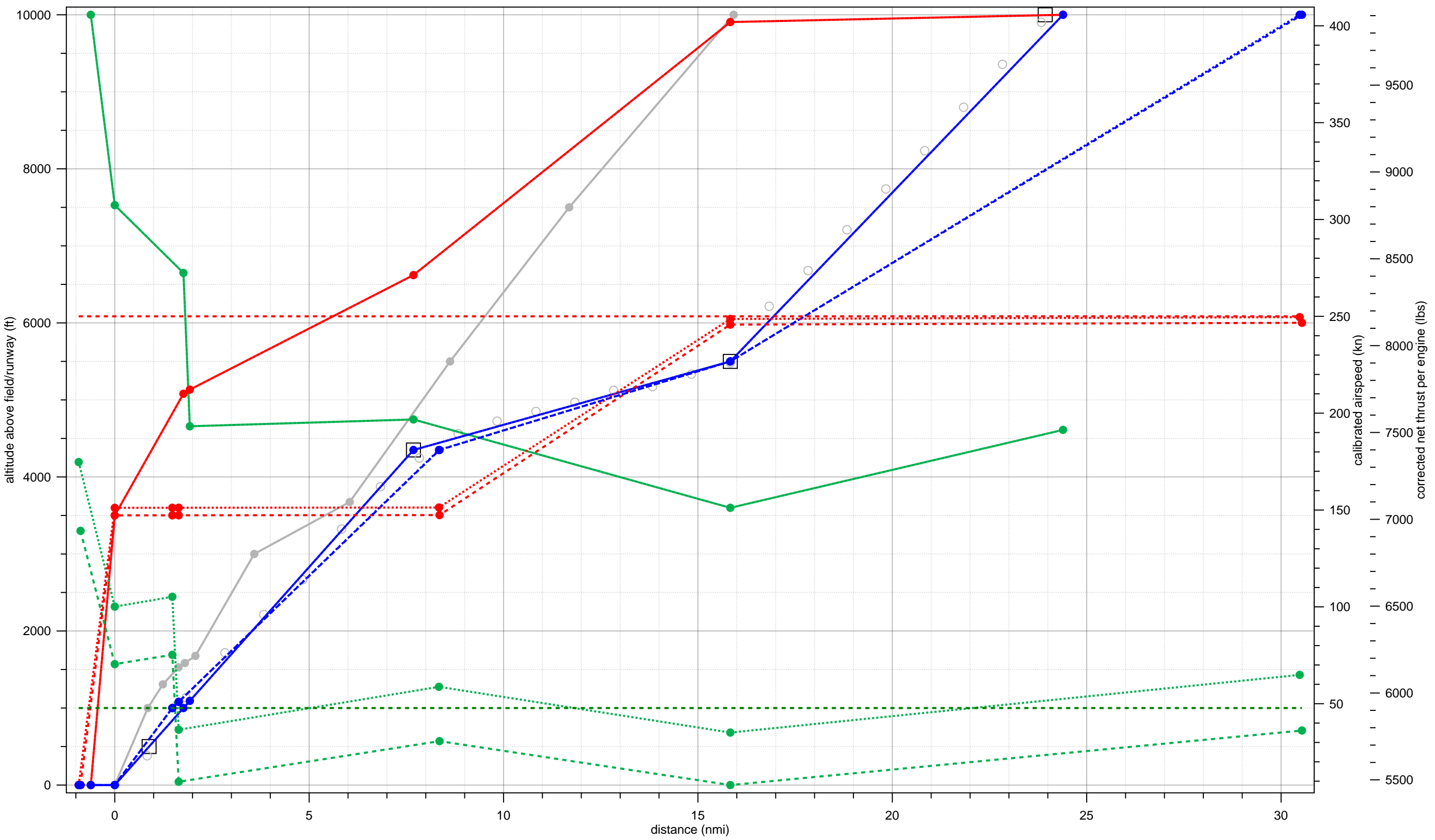
- StdD2 (Grey line with solid circles)
- SimpleTargets (Open square)
- RawTargets (Open circle)
- StdThr, StdWgt: FitThr (Green line with solid circles)
- StdThr, StdWgt: FitSpd (Red line with solid circles)
- StdThr, StdWgt: FitAlt (Blue line with solid circles)
- T-24, C-24, StdWgt: FitThr (Green dashed line with solid circles)
- T-24, C-24, W+0%: FitThr (Green dotted line with solid circles)
- T-24, C-24, W+0%: FitSpd (Red dotted line with solid circles)
- T-24, C-24, W+0%: FitAlt (Blue dotted line with solid circles)
- maxCAS (Red dashed horizontal line)
- MaxMtoThrustAlt (Green dashed horizontal line)

F28MK2 fit to 42-D-B737-LJ-2-5000-3to9-9to18 (Standard Weight = 96%)



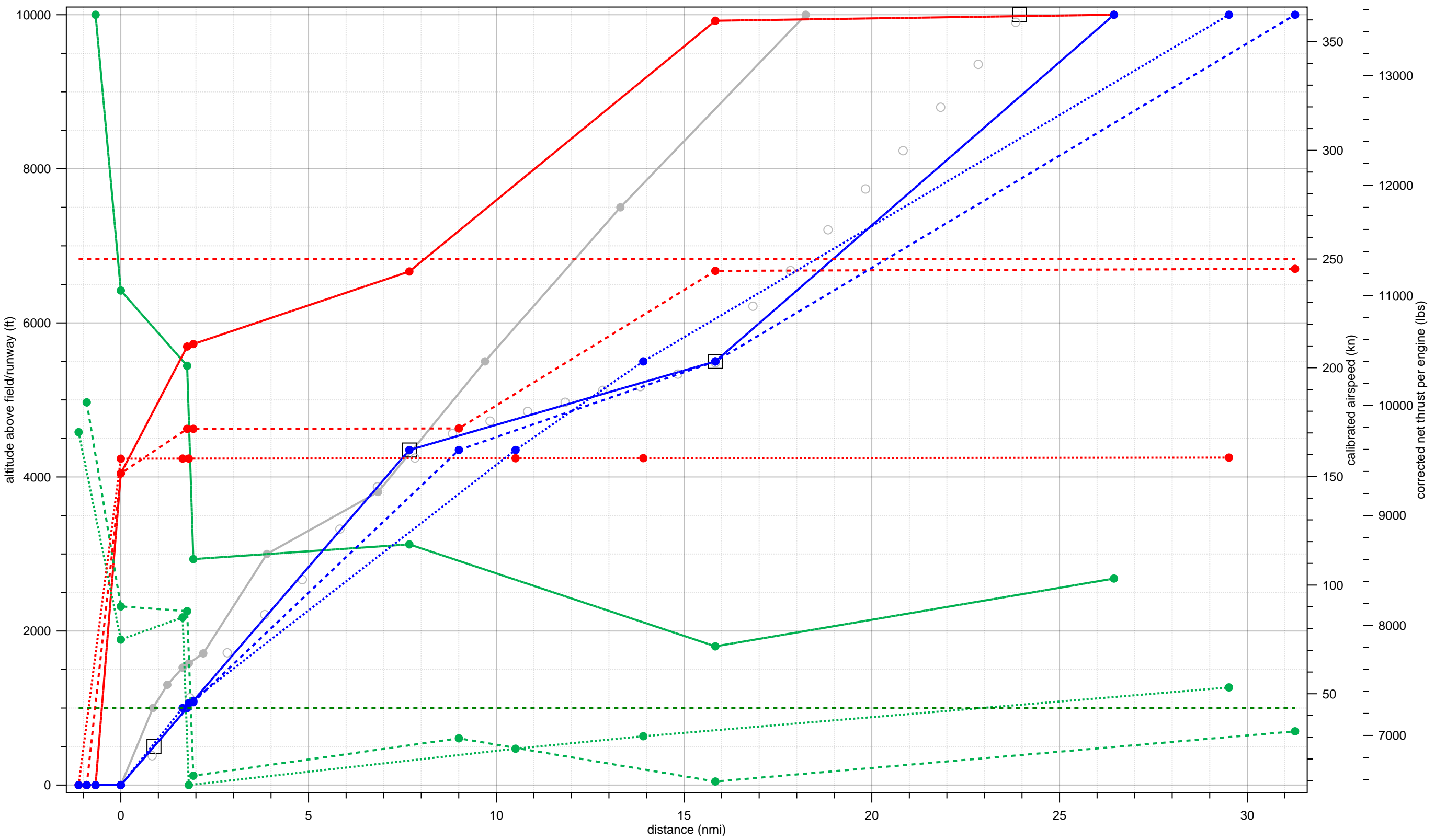
Legend											
—●— StdD2	□ SimpleTargets	○ RawTargets	—●— StdThr,StdWgt:FitThr	—●— StdThr,StdWgt:FitSpd	—●— StdThr,StdWgt:FitAlt	—●— T-30,C-30,StdWgt:FitThr	—●— T-30,C-30,W+0%;FitThr	—●— T-30,C-30,W+0%;FitSpd	—●— T-30,C-30,W+0%;FitAlt	— MaxCAS	— MaxMtoThrustAlt

F28MK4 fit to 42-D-B737-LJ-2-5000-3to9-9to18 (Standard Weight = 80%)



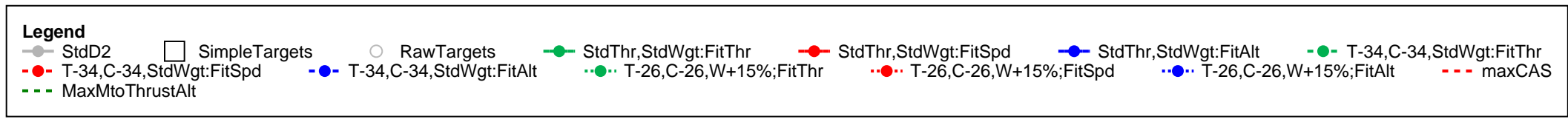
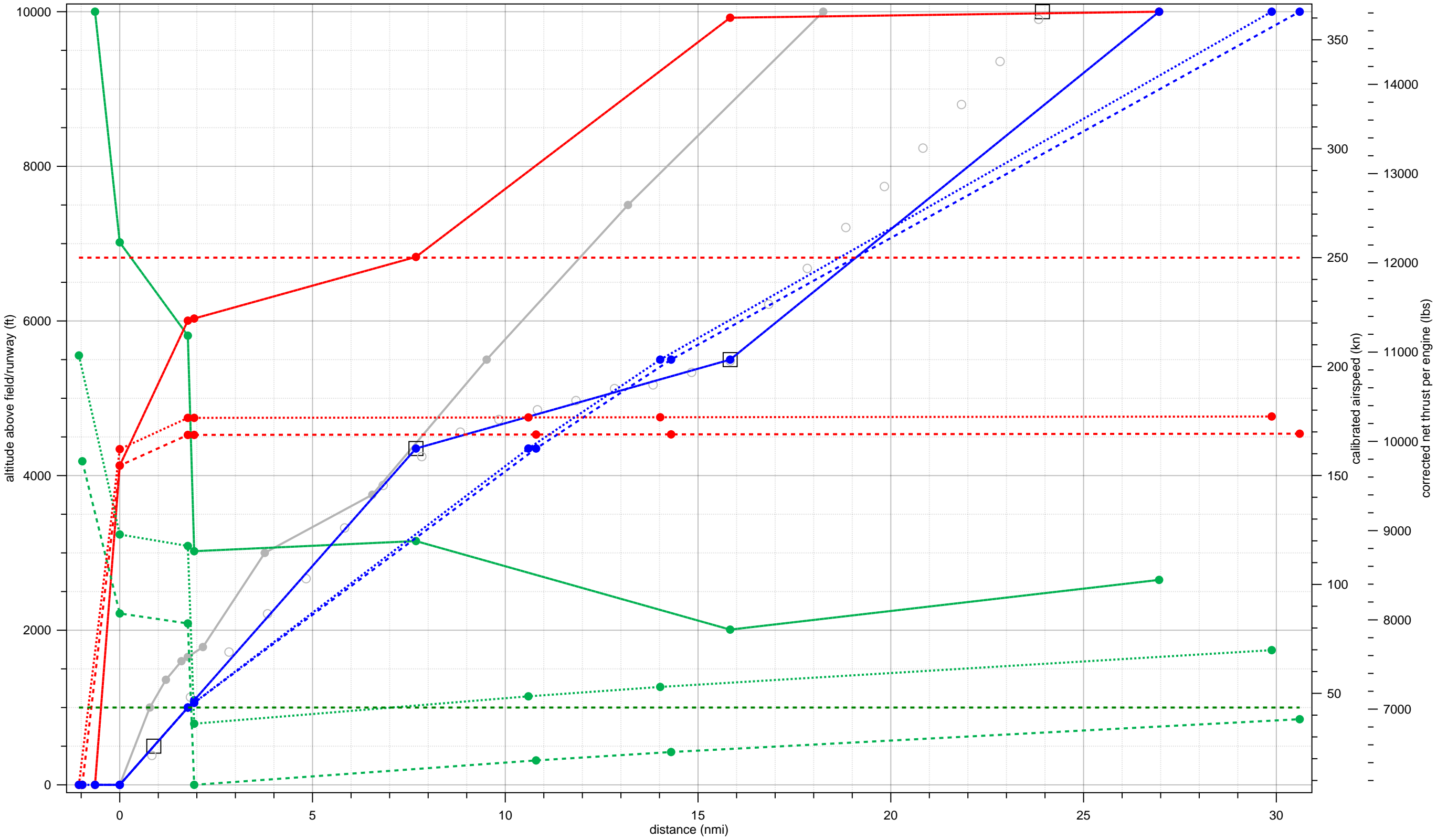
Legend							
StdD2	SimpleTargets	RawTargets	StdThr,StdWgt:FitThr	StdThr,StdWgt:FitSpd	StdThr,StdWgt:FitAlt	T-30,C-30,StdWgt:FitThr	
T-30,C-30,StdWgt:FitSpd	T-30,C-30,StdWgt:FitAlt	T-26,C-26,W+11%:FitThr	T-26,C-26,W+11%:FitSpd	T-26,C-26,W+11%:FitAlt			
MaxMtoThrustAlt							

F10062 fit to 42-D-B737-LJ-2-5000-3to9-9to18 (Standard Weight = 84%)

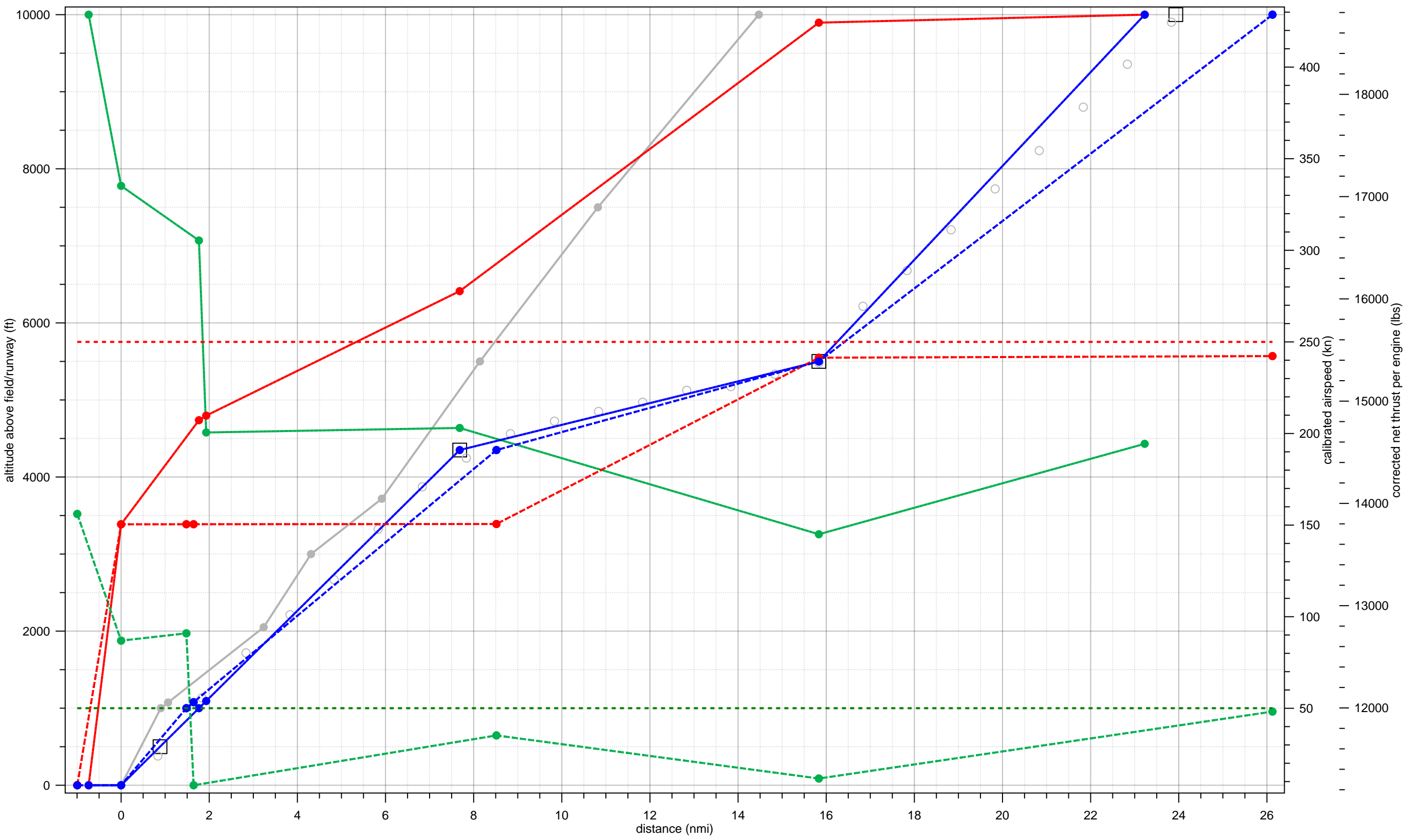


Legend							
—●— StdD2	□ SimpleTargets	○ RawTargets	—●— StdThr, StdWgt: FitThr	—●— StdThr, StdWgt: FitSpd	—●— StdThr, StdWgt: FitAlt	—●— T-26, C-26, StdWgt: FitThr	
—●— T-26, C-26, StdWgt: FitSpd	—●— T-26, C-26, StdWgt: FitAlt	—●— T-28, C-28, W+14%; FitThr	—●— T-28, C-28, W+14%; FitSpd	—●— T-28, C-28, W+14%; FitAlt	—●— maxCAS		
—●— MaxMtoThrustAlt							

F10065 fit to 42-D-B737-LJ-2-5000-3to9-9to18 (Standard Weight = 83%)

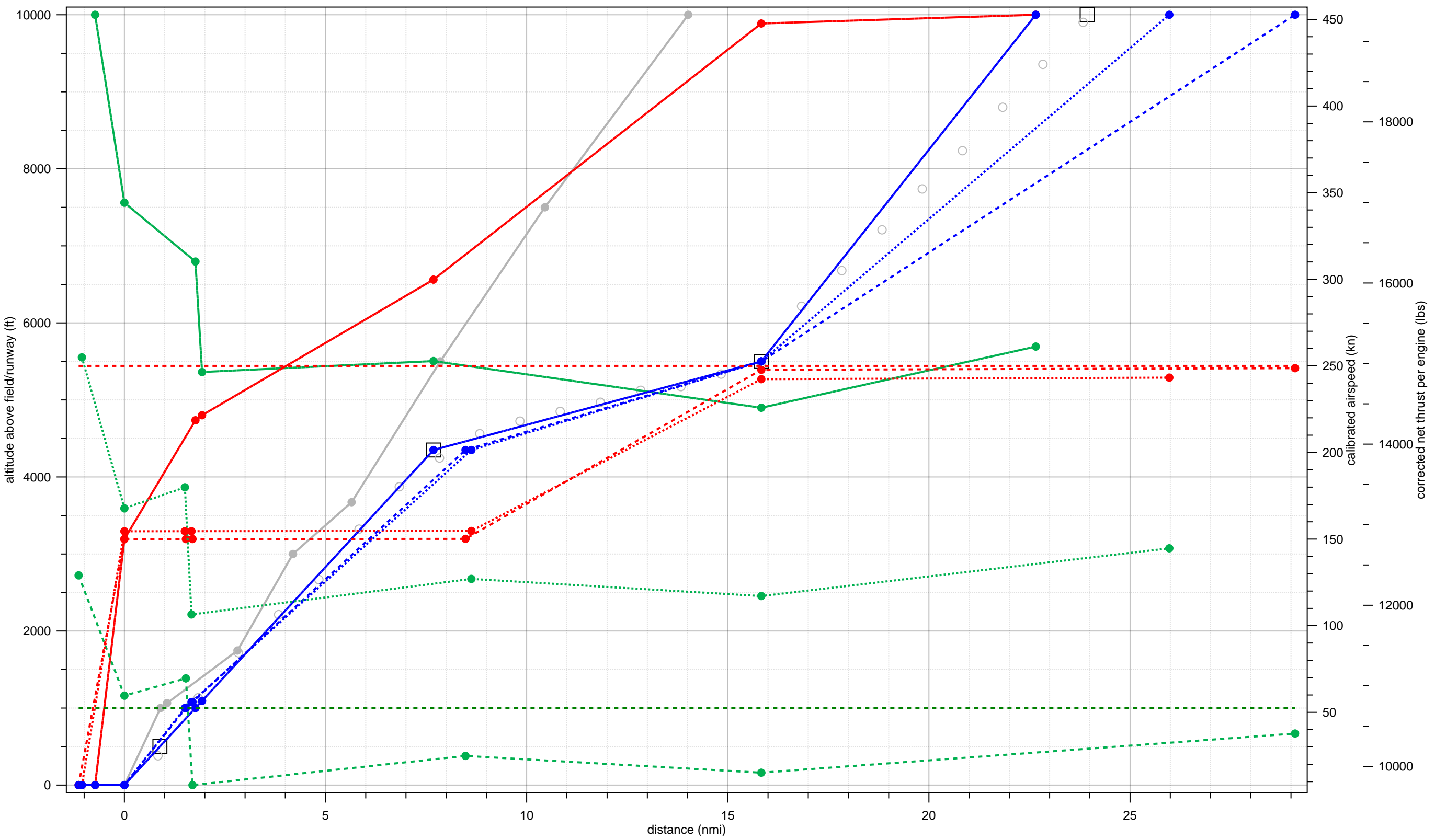


MD81 fit to 42-D-B737-LJ-2-5000-3to9-9to18 (Standard Weight = 80%)



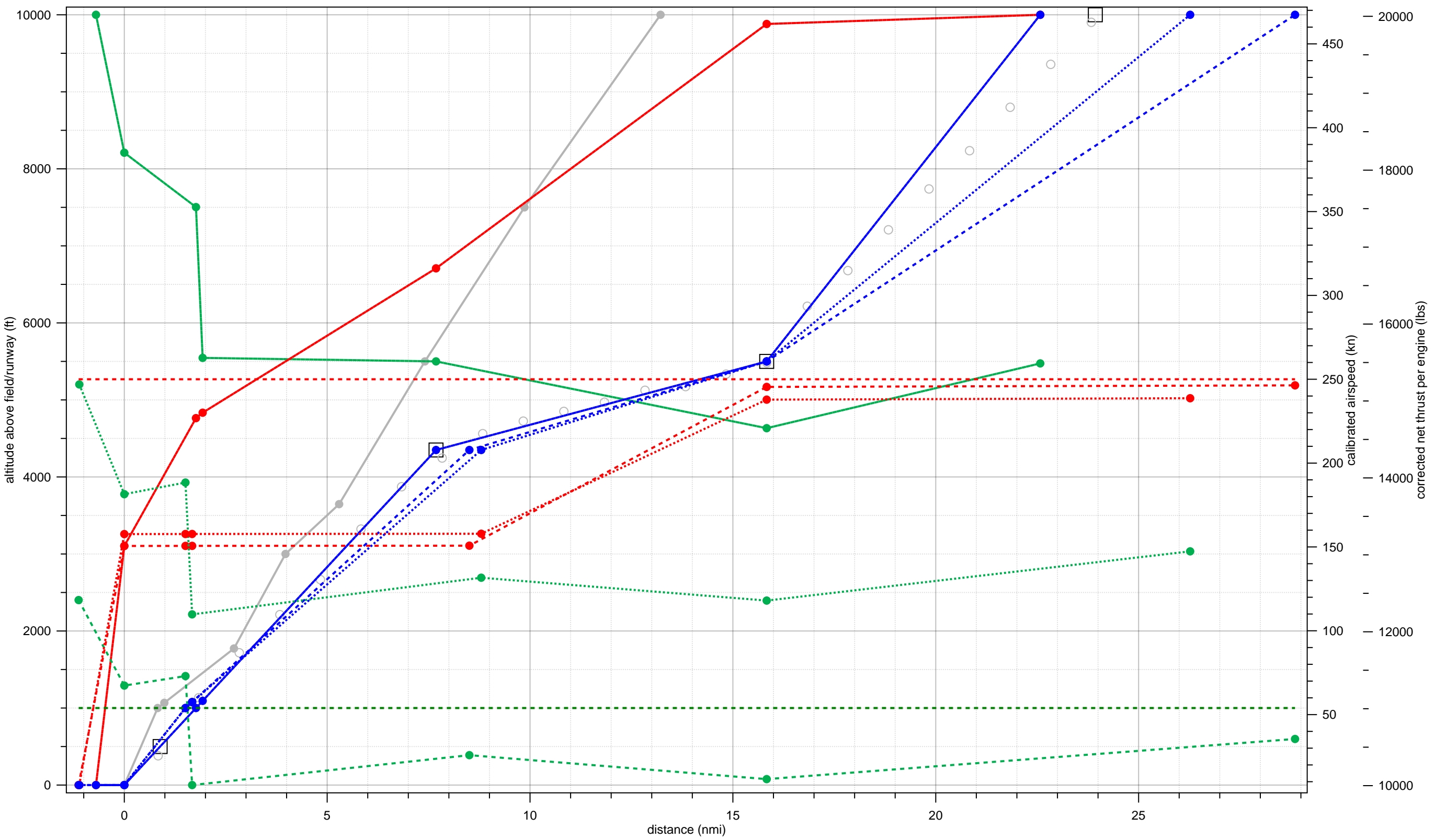
Legend									
—●— StdD2	□ SimpleTargets	○ RawTargets	—●— StdThr,StdWgt:FitThr	—●— StdThr,StdWgt:FitSpd	—●— StdThr,StdWgt:FitAlt	—●— T-26,C-26,StdWgt:FitThr			
- -●- - T-26,C-26,StdWgt:FitSpd	- -●- - T-26,C-26,StdWgt:FitAlt	- -●- - T-26,C-26,W+0%;FitThr	- -●- - T-26,C-26,W+0%;FitSpd	- -●- - T-26,C-26,W+0%;FitAlt	- - - - - maxCAS	- - - - - MaxMtoThrustAlt			

MD82 fit to 42-D-B737-LJ-2-5000-3to9-9to18 (Standard Weight = 69%)



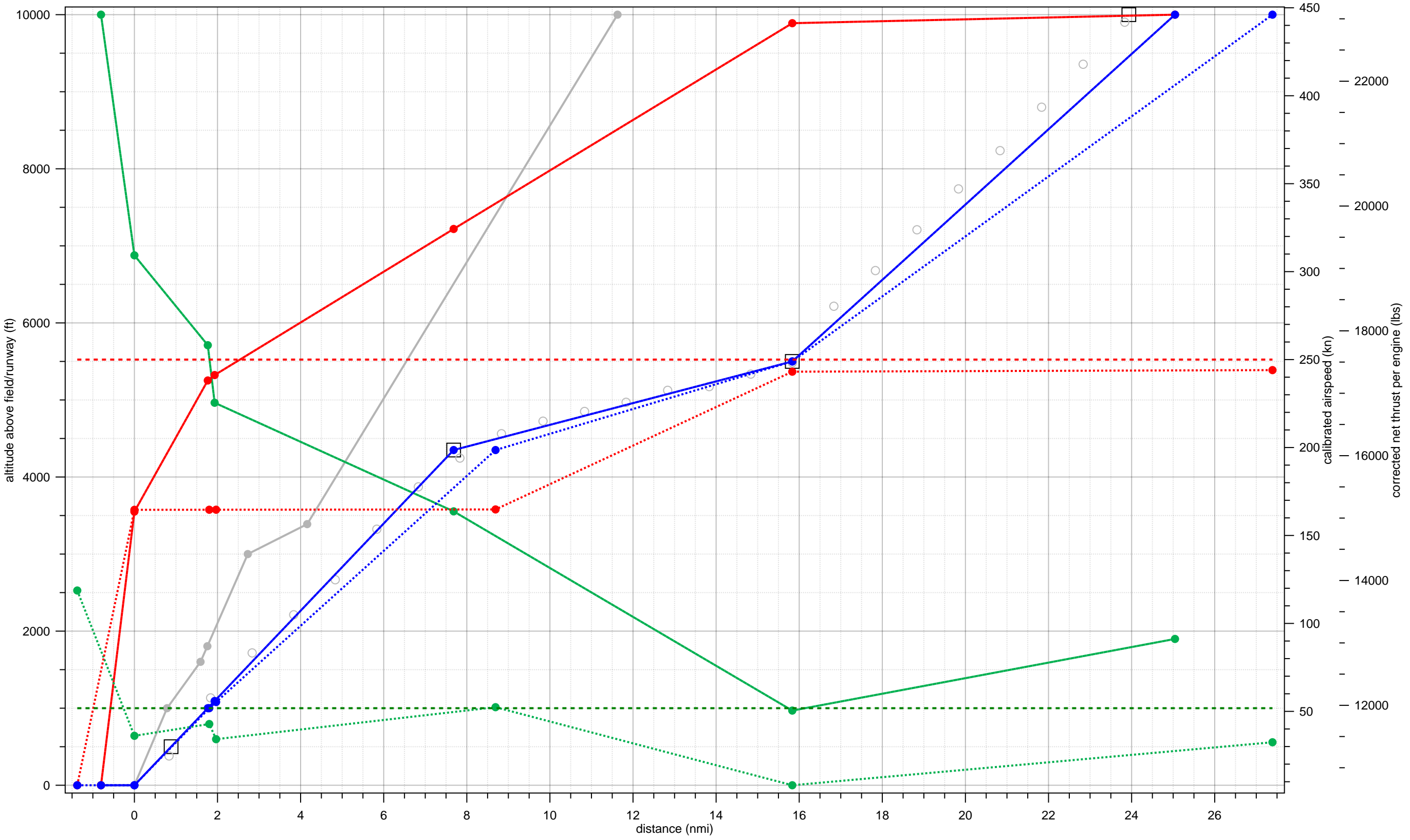
Legend							
—●— StdD2	□ SimpleTargets	○ RawTargets	—●— StdThr, StdWgt:FitThr	—●— StdThr, StdWgt:FitSpd	—●— StdThr, StdWgt:FitAlt	—●— T-36, C-36, StdWgt:FitThr	
—●— T-36, C-36, StdWgt:FitSpd	—●— T-36, C-36, StdWgt:FitAlt	—●— T-22, C-22, W+11%;FitThr	—●— T-22, C-22, W+11%;FitSpd	—●— T-22, C-22, W+11%;FitAlt	—●— maxCAS		
—●— MaxMtoThrustAlt							

MD83 fit to 42-D-B737-LJ-2-5000-3to9-9to18 (Standard Weight = 61%)



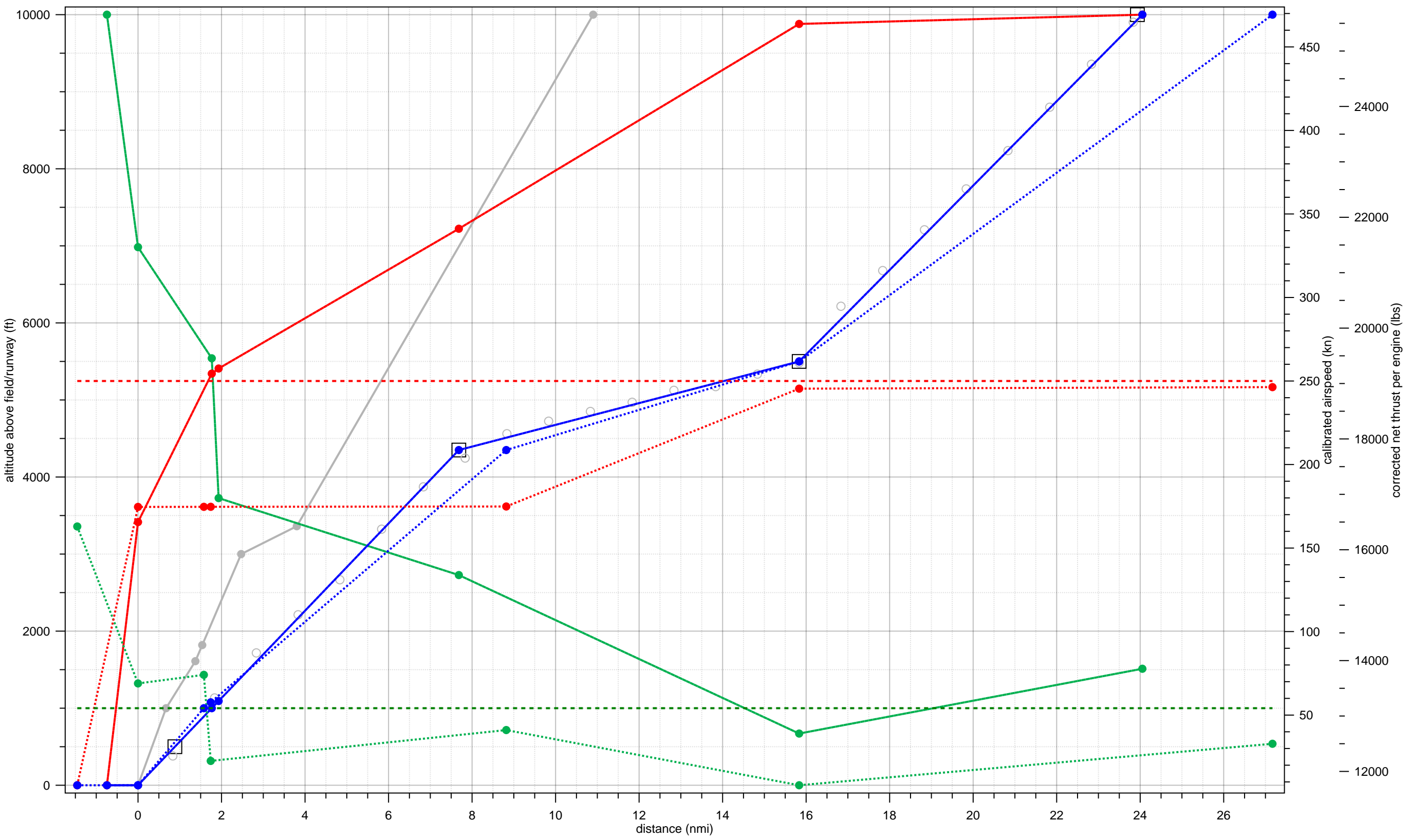
Legend							
—●— StdD2	□ SimpleTargets	○ RawTargets	—●— StdThr,StdWgt:FitThr	—●— StdThr,StdWgt:FitSpd	—●— StdThr,StdWgt:FitAlt	—●— T-38,C-38,StdWgt:FitThr	—●— T-24,C-24,W+16%;FitThr
—●— T-38,C-38,StdWgt:FitSpd	—●— T-38,C-38,StdWgt:FitAlt	—●— T-24,C-24,W+16%;FitThr	—●— T-24,C-24,W+16%;FitSpd	—●— T-24,C-24,W+16%;FitAlt	—●— maxCAS	—●— MaxMtoThrustAlt	

MD9025 fit to 42-D-B737-LJ-2-5000-3to9-9to18 (Standard Weight = 76%)



Legend						
—●— StdD2	□ SimpleTargets	○ RawTargets	—●— StdThr,StdWgt:FitThr	—●— StdThr,StdWgt:FitSpd	—●— StdThr,StdWgt:FitAlt	—●— T-40,C-40,W+3%;FitThr
—●— T-40,C-40,W+3%;FitSpd	—●— T-40,C-40,W+3%;FitAlt	—●— maxCAS	—●— MaxMtoThrustAlt			

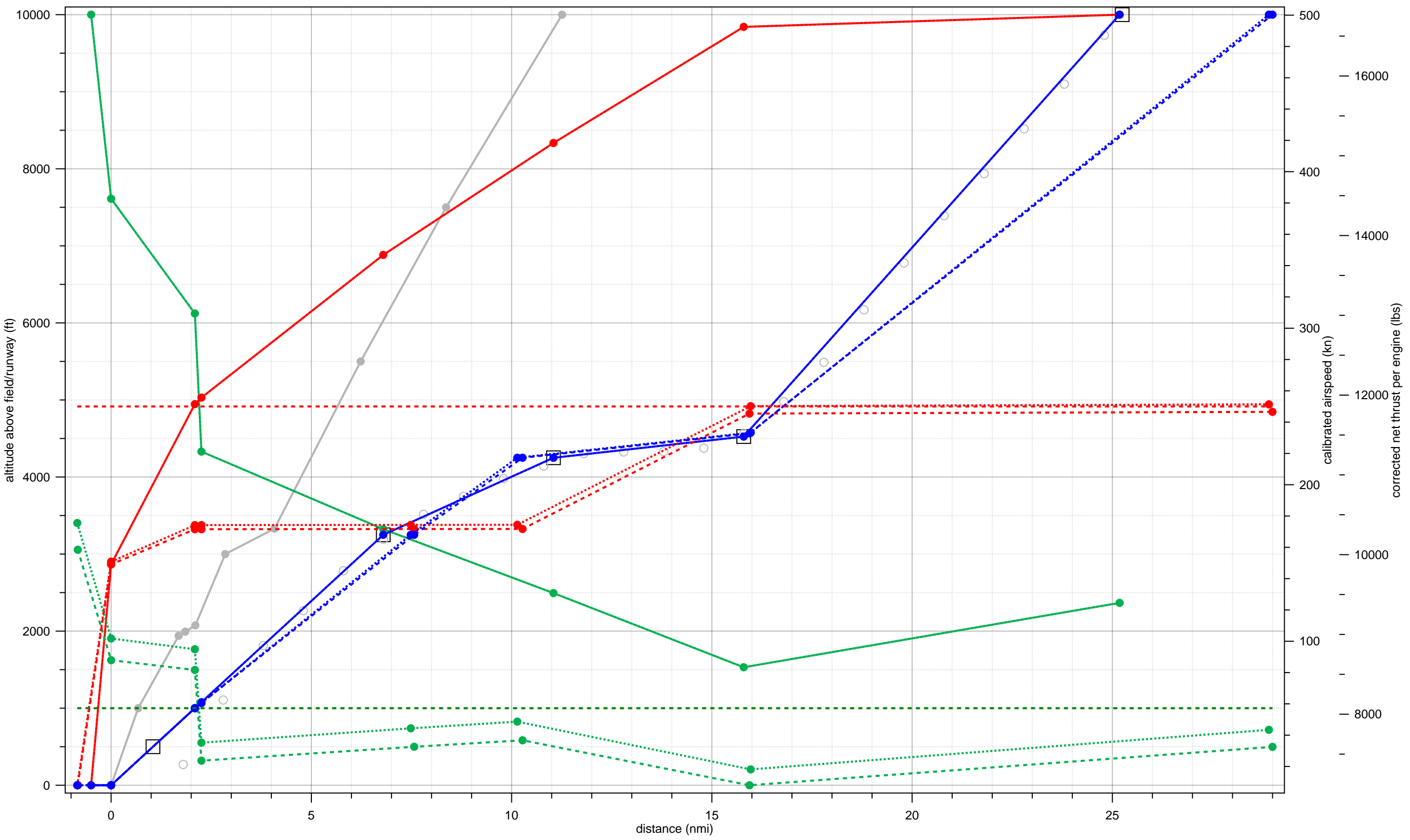
MD9028 fit to 42-D-B737-LJ-2-5000-3to9-9to18 (Standard Weight = 76%)



Legend

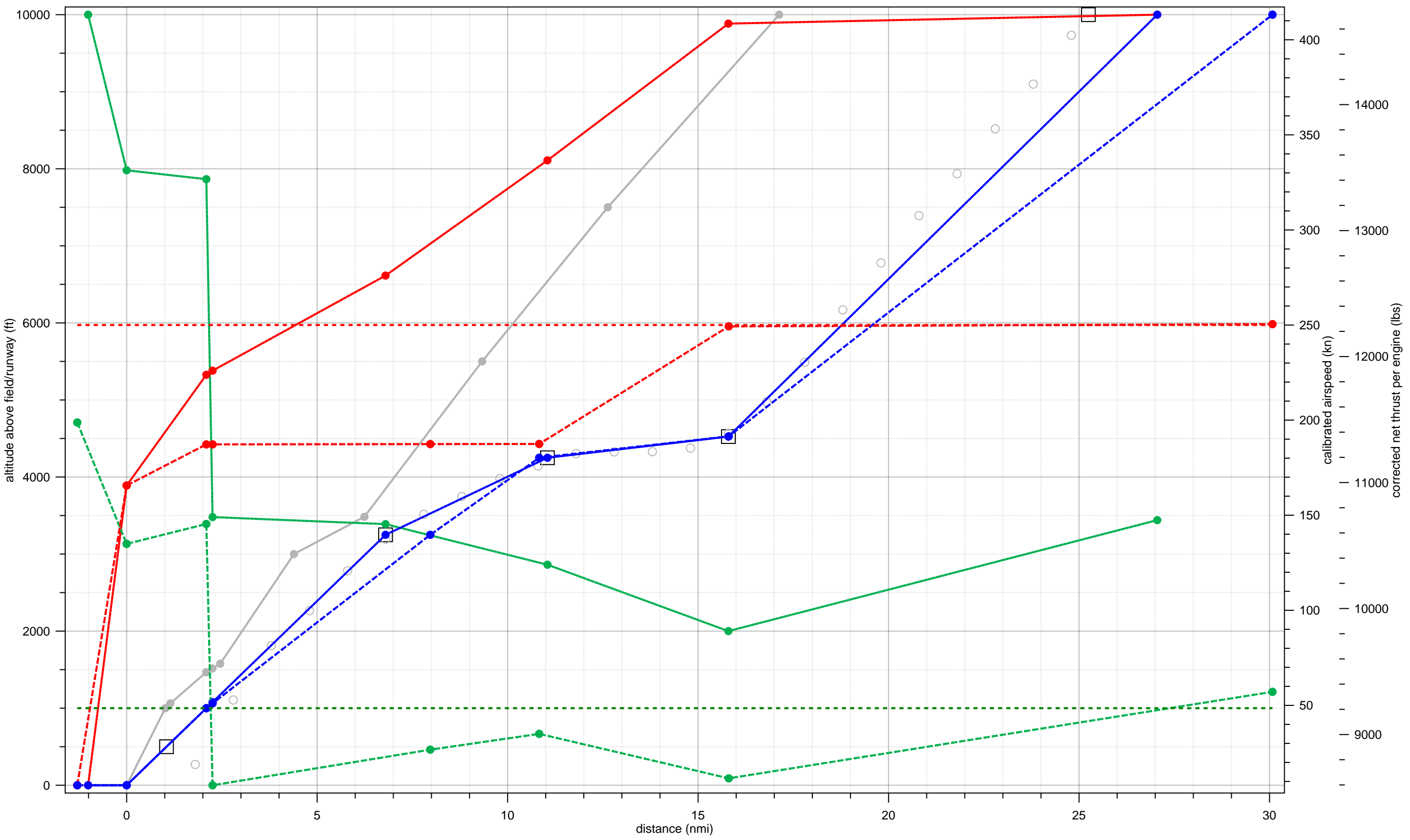
- StdD2 (Grey line with solid circles)
- SimpleTargets (White square)
- RawTargets (White circle)
- StdThr, StdWgt: FitThr (Green line with solid circles)
- StdThr, StdWgt: FitSpd (Red line with solid circles)
- StdThr, StdWgt: FitAlt (Blue line with solid circles)
- T-36, C-36, W+21%: FitThr (Dotted green line with solid circles)
- T-36, C-36, W+21%: FitSpd (Dotted red line with solid circles)
- T-36, C-36, W+21%: FitAlt (Dotted blue line with solid circles)
- maxCAS (Red dashed line)
- MaxMtoThrustAlt (Green dashed line)

720B fit to 43-D-B738-LJ-2-4000-3to9-9to18 (Standard Weight = 33%)



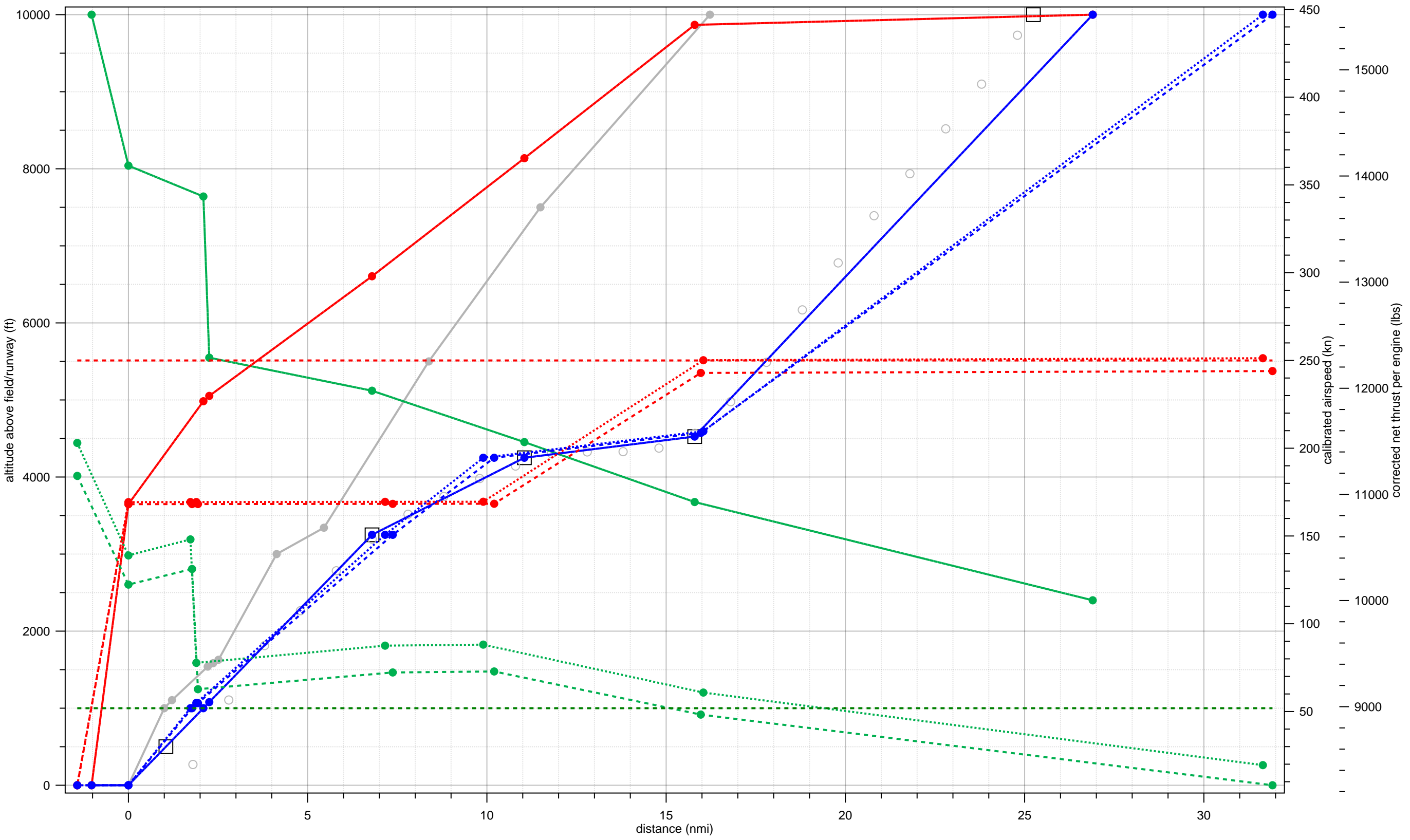
Legend												
—●— StdD2	□ SimpleTargets	○ RawTargets	—●— StdThr,StdWgt:FitThr	—●— StdThr,StdWgt:FitSpd	—●— StdThr,StdWgt:FitAlt	—●— T-40,C-40,StdWgt:FitThr	—●— T-40,C-40,StdWgt:FitSpd	—●— T-38,C-38,W+5%;FitThr	—●— T-38,C-38,W+5%;FitSpd	—●— T-38,C-38,W+5%;FitAlt	—●— maxCAS	—●— MaxMtoThrustAlt

727D15 fit to 43-D-B738-LJ-2-4000-3to9-9to18 (Standard Weight = 59%)



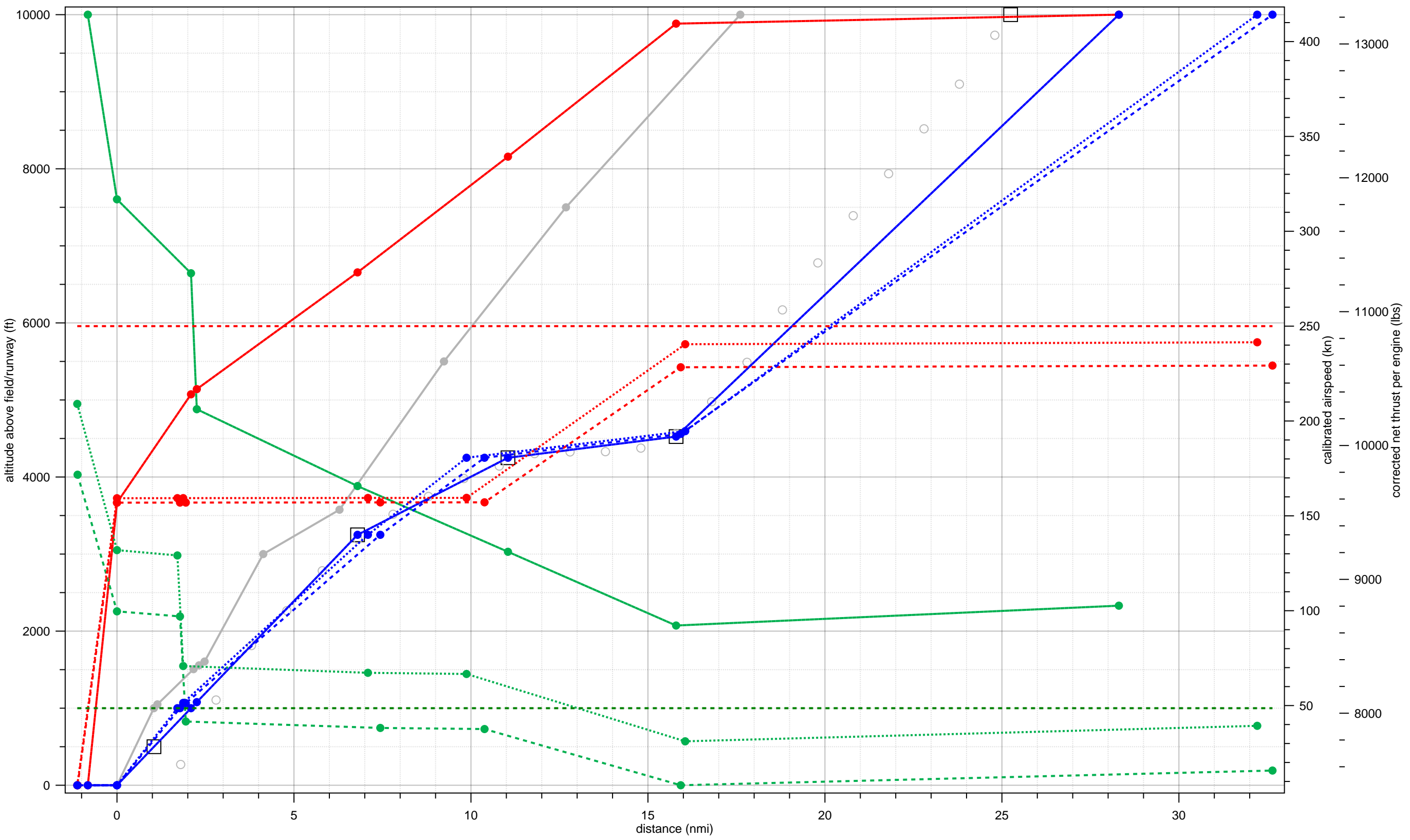
Legend											
● StdD2	□ SimpleTargets	○ RawTargets	● StdThr,StdWgt:FitThr	● StdThr,StdWgt:FitSpd	● StdThr,StdWgt:FitAlt	● T-22,C-22,StdWgt:FitThr	● T-22,C-22,W+0%;FitThr	● T-22,C-22,W+0%;FitSpd	● T-22,C-22,W+0%;FitAlt	● maxCAS	● MaxMtoThrustAlt

727D17 fit to 43-D-B738-LJ-2-4000-3to9-9to18 (Standard Weight = 64%)



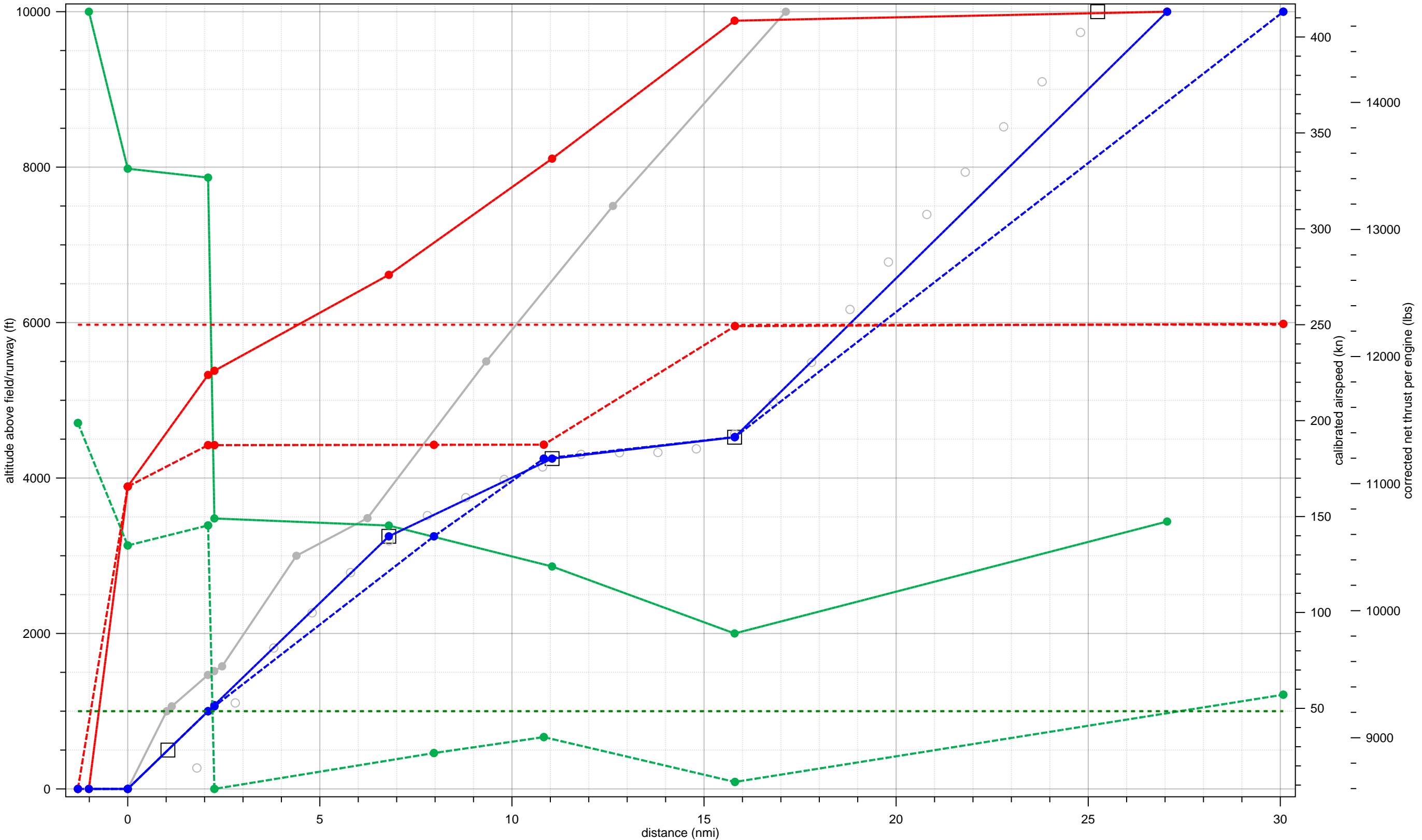
Legend													
● StdD2	□ SimpleTargets	○ RawTargets	—●— StdThr,StdWgt:FitThr	—●— StdThr,StdWgt:FitSpd	—●— StdThr,StdWgt:FitAlt	—●— T-28,C-28,StdWgt:FitThr	—●— T-26,C-26,W+3%;FitThr	—●— T-28,C-28,StdWgt:FitSpd	—●— T-26,C-26,W+3%;FitSpd	—●— T-28,C-28,StdWgt:FitAlt	—●— T-26,C-26,W+3%;FitAlt	--- maxCAS	--- MaxMtoThrustAlt

727EM1 fit to 43-D-B738-LJ-2-4000-3to9-9to18 (Standard Weight = 62%)



Legend									
—●— StdD2	□ SimpleTargets	○ RawTargets	—●— StdThr,StdWgt:FitThr	—●— StdThr,StdWgt:FitSpd	—●— StdThr,StdWgt:FitAlt	—●— T-26,C-26,StdWgt:FitThr			
—●— T-26,C-26,StdWgt:FitSpd	—●— T-26,C-26,StdWgt:FitAlt	—●— T-22,C-22,W+7%;FitThr	—●— T-22,C-22,W+7%;FitSpd	—●— T-22,C-22,W+7%;FitAlt	--- maxCAS	--- MaxMtoThrustAlt			

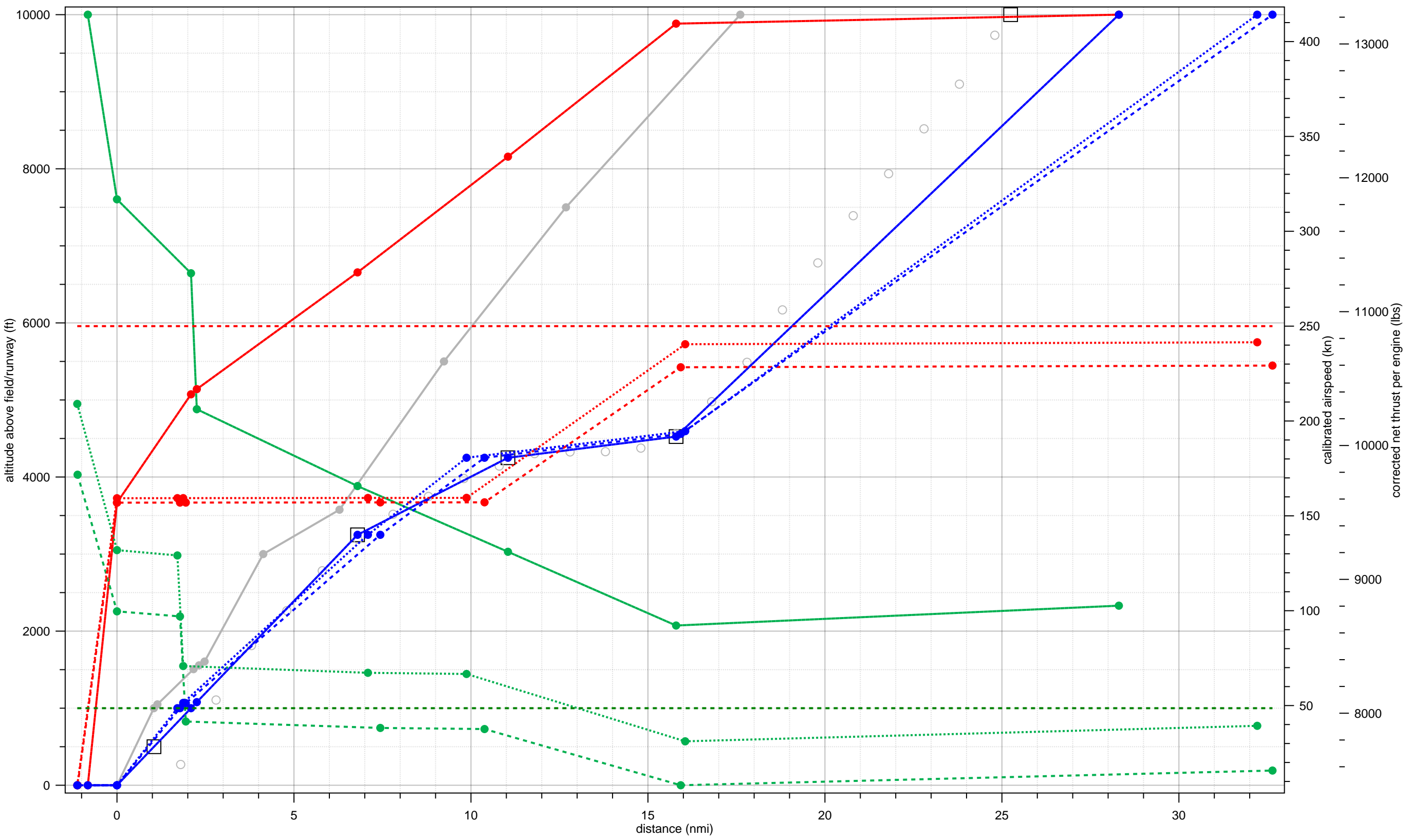
727EM2 fit to 43-D-B738-LJ-2-4000-3to9-9to18 (Standard Weight = 70%)



Legend

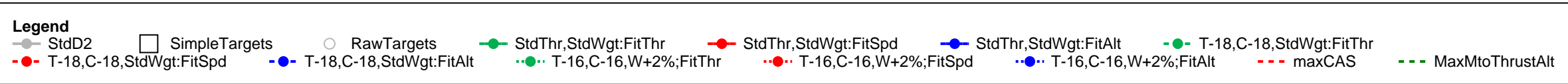
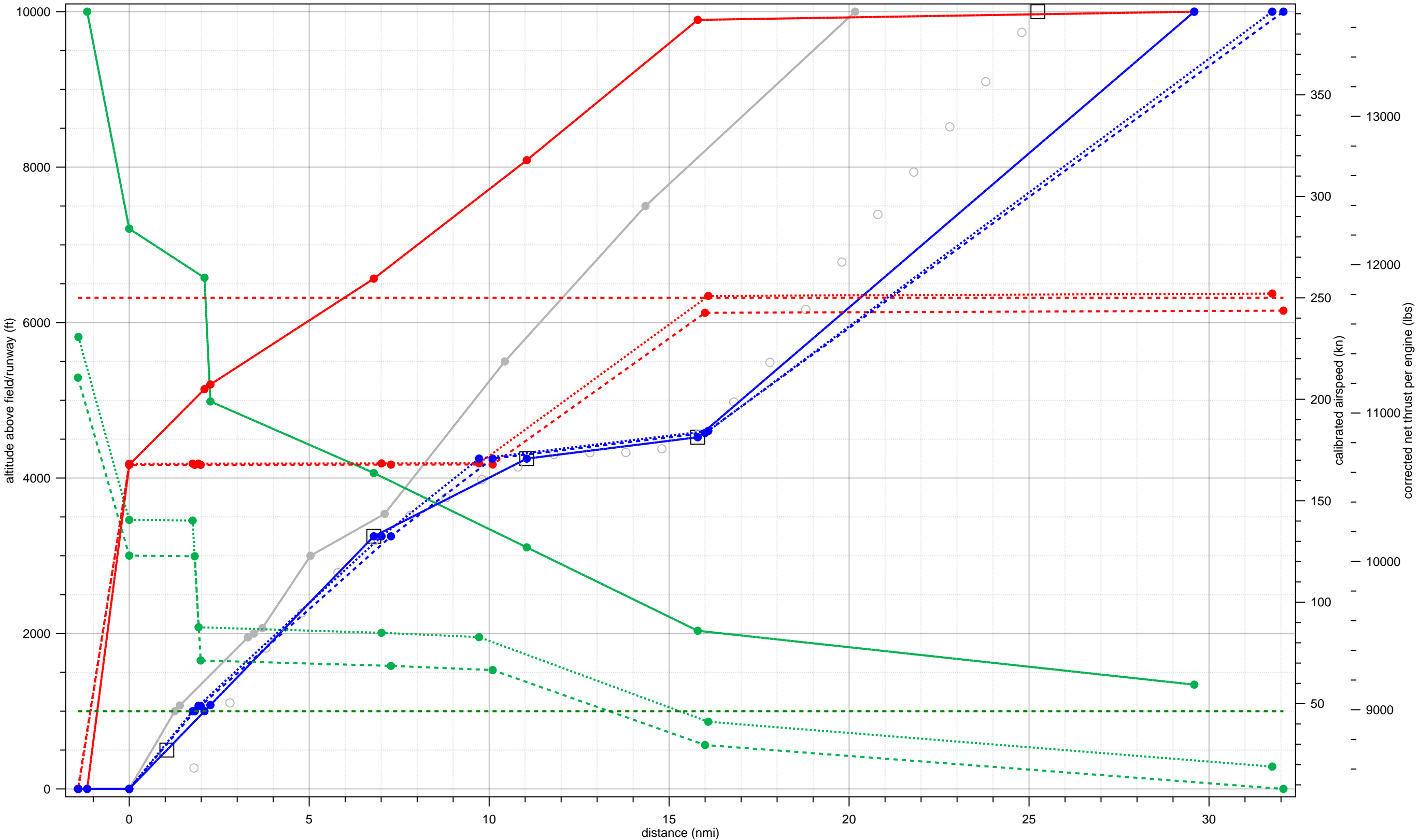
- StdD2 (Grey solid line with circles)
- SimpleTargets (White square)
- RawTargets (White circle)
- StdThr, StdWgt: FitThr (Green solid line with circles)
- StdThr, StdWgt: FitSpd (Red solid line with circles)
- StdThr, StdWgt: FitAlt (Blue solid line with circles)
- T-22, C-22, StdWgt: FitThr (Green dashed line with circles)
- T-22, C-22, StdWgt: FitSpd (Red dashed line with circles)
- T-22, C-22, StdWgt: FitAlt (Blue dashed line with circles)
- maxCAS (Red dashed line)
- MaxMtoThrustAlt (Green dashed line)

727Q7 fit to 43-D-B738-LJ-2-4000-3to9-9to18 (Standard Weight = 62%)

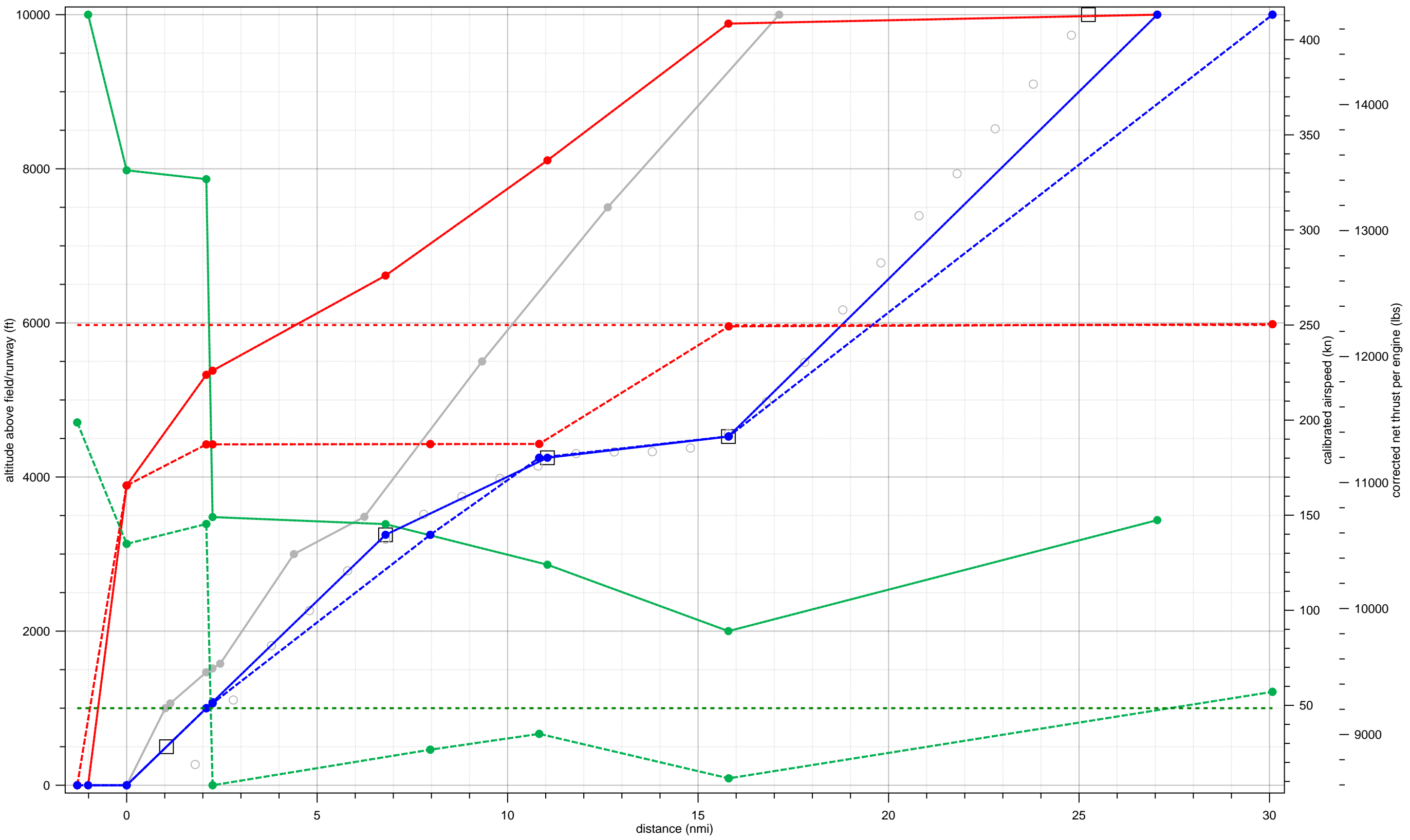


Legend											
—●— StdD2	□ SimpleTargets	○ RawTargets	—●— StdThr,StdWgt:FitThr	—●— StdThr,StdWgt:FitSpd	—●— StdThr,StdWgt:FitAlt	—●— T-26,C-26,StdWgt:FitThr	—●— T-22,C-22,W+7%;FitThr	—●— T-22,C-22,W+7%;FitSpd	—●— T-22,C-22,W+7%;FitAlt	—●— maxCAS	—●— MaxMtoThrustAlt

727Q9 fit to 43-D-B738-LJ-2-4000-3to9-9to18 (Standard Weight = 75%)



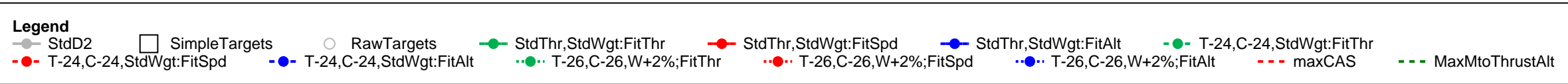
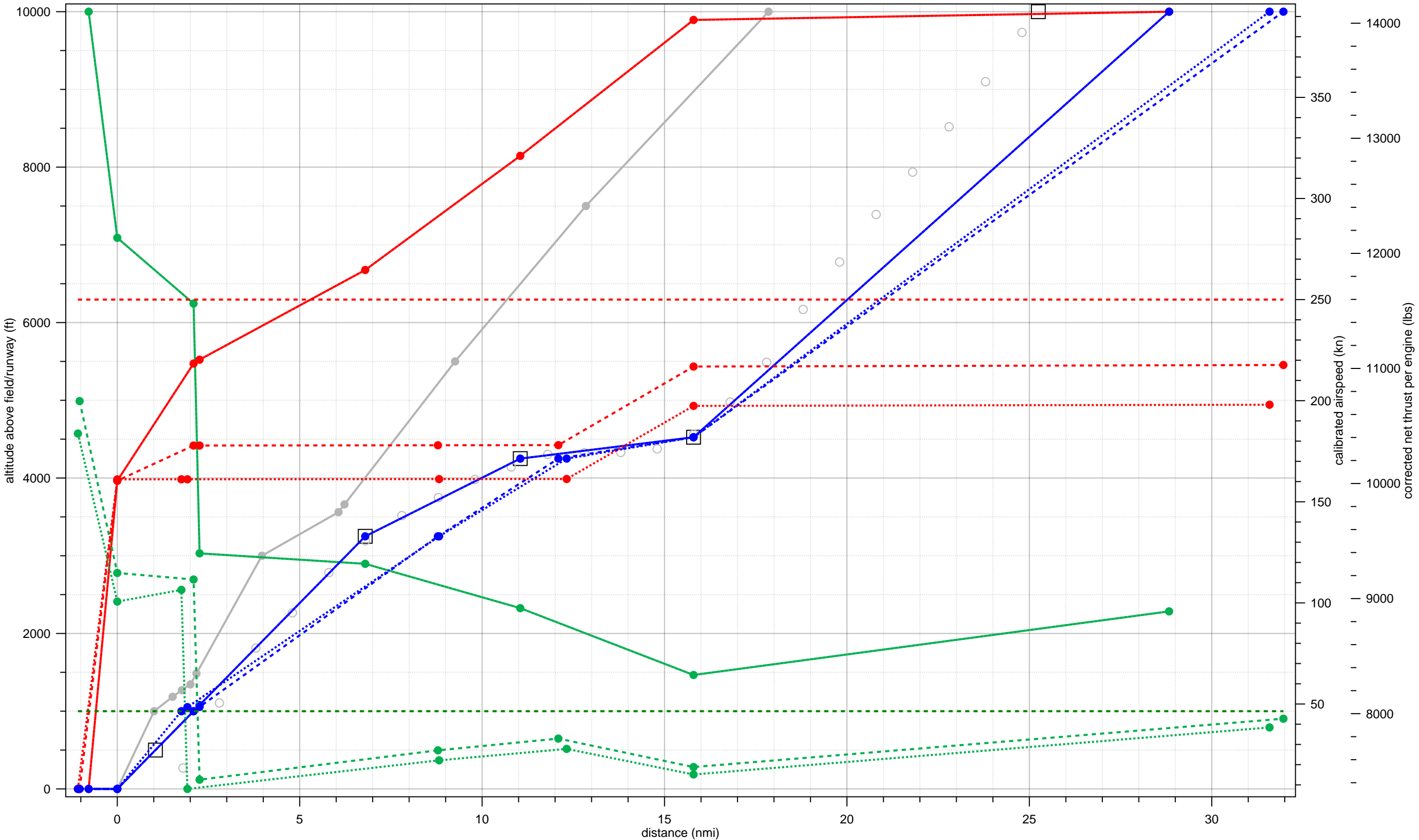
727Q15 fit to 43-D-B738-LJ-2-4000-3to9-9to18 (Standard Weight = 59%)



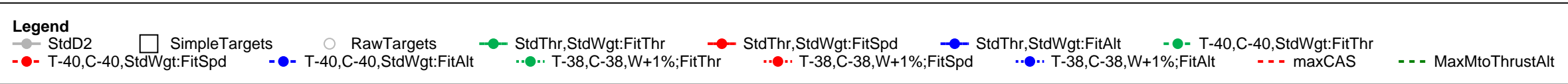
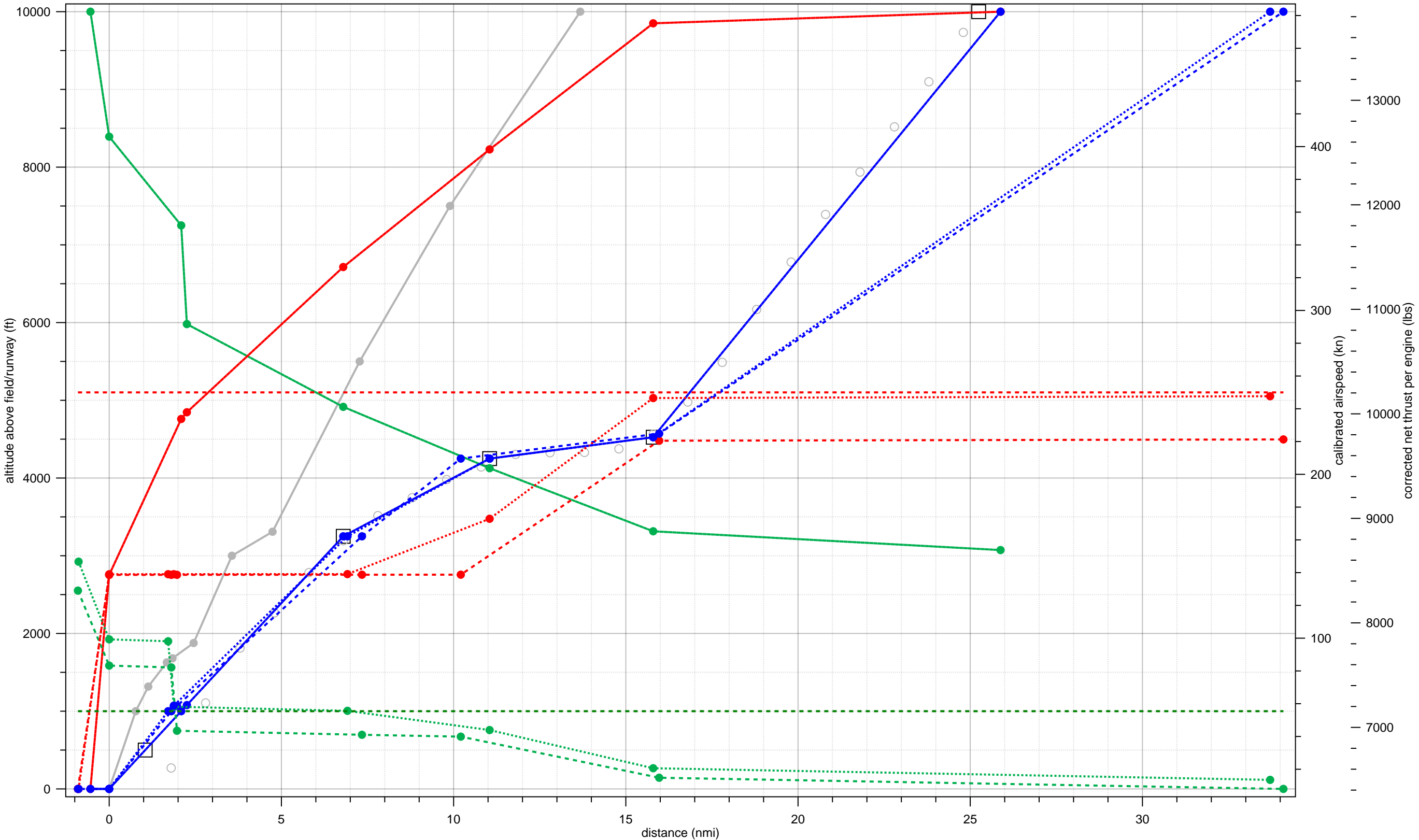
Legend

- StdD2 (Grey solid line with circles)
- SimpleTargets (White square)
- RawTargets (White circle)
- StdThr, StdWgt: FitThr (Green solid line with circles)
- StdThr, StdWgt: FitSpd (Red solid line with circles)
- StdThr, StdWgt: FitAlt (Blue solid line with circles)
- T-22, C-22, StdWgt: FitThr (Green dashed line with circles)
- T-22, C-22, W+0%; FitThr (Green dotted line with circles)
- MaxMtoThrustAlt (Green dashed horizontal line)
- T-22, C-22, StdWgt: FitSpd (Red dashed line with circles)
- T-22, C-22, W+0%; FitSpd (Red dotted line with circles)
- maxCAS (Red dashed horizontal line)
- T-22, C-22, StdWgt: FitAlt (Blue dashed line with circles)
- T-22, C-22, W+0%; FitAlt (Blue dotted line with circles)

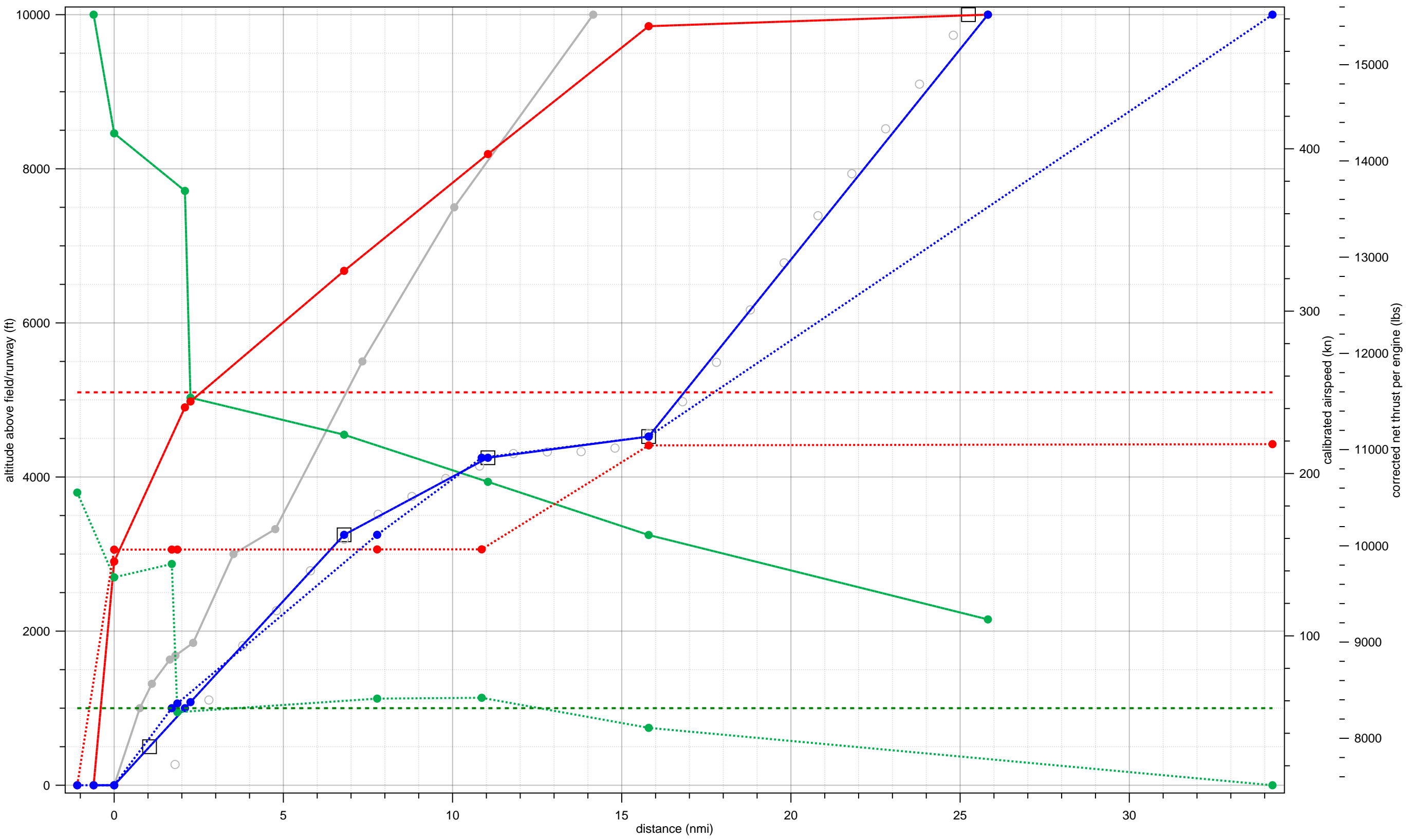
727QF fit to 43-D-B738-LJ-2-4000-3to9-9to18 (Standard Weight = 62%)



737 fit to 43-D-B738-LJ-2-4000-3to9-9to18 (Standard Weight = 51%)

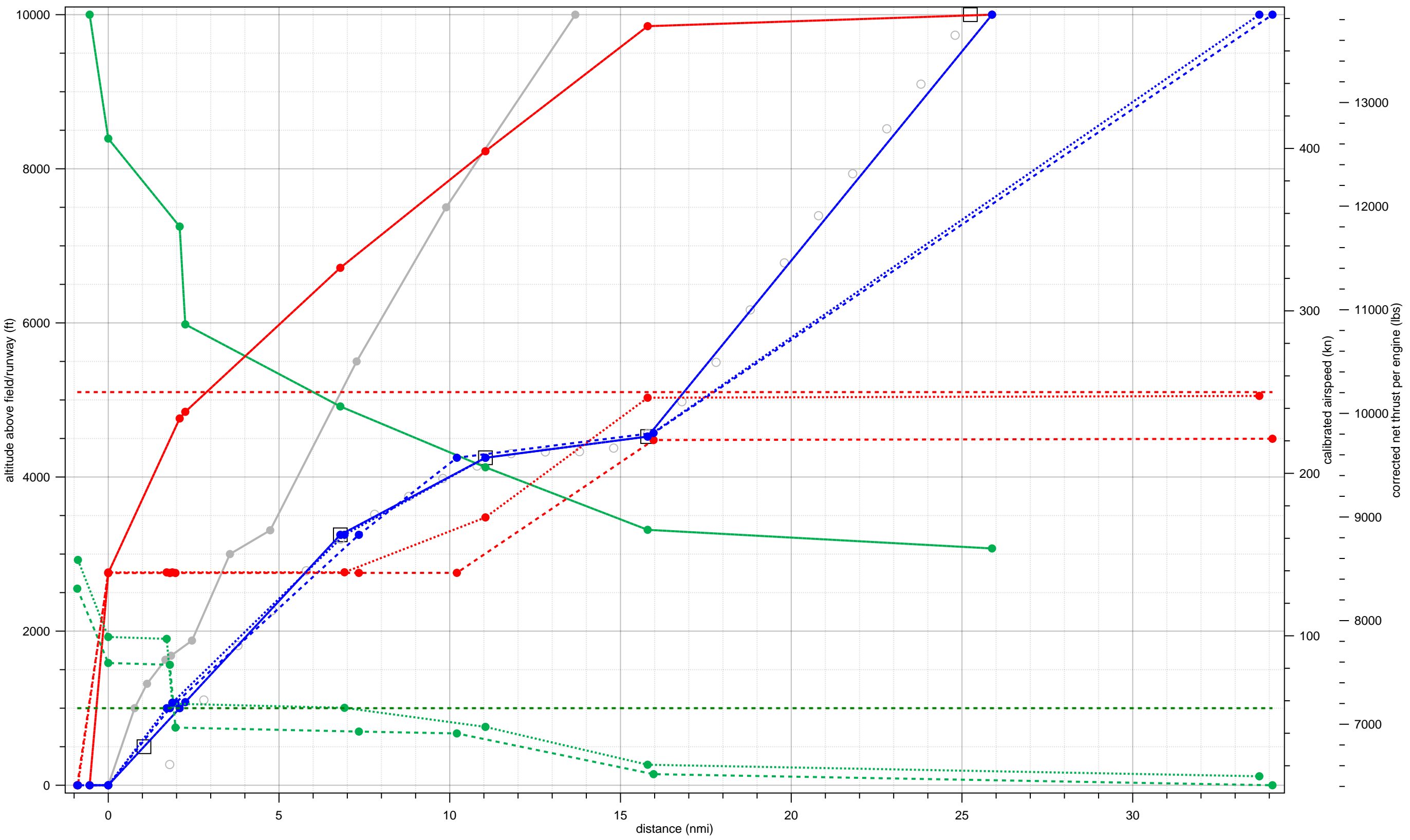


737D17 fit to 43-D-B738-LJ-2-4000-3to9-9to18 (Standard Weight = 55%)



Legend							
● StdD2	□ SimpleTargets	○ RawTargets	● StdThr,StdWgt:FitThr	● StdThr,StdWgt:FitSpd	● StdThr,StdWgt:FitAlt	● T-32,C-32,W+16%;FitThr	
● T-32,C-32,W+16%;FitSpd	● T-32,C-32,W+16%;FitAlt	--- maxCAS	--- MaxMtoThrustAlt				

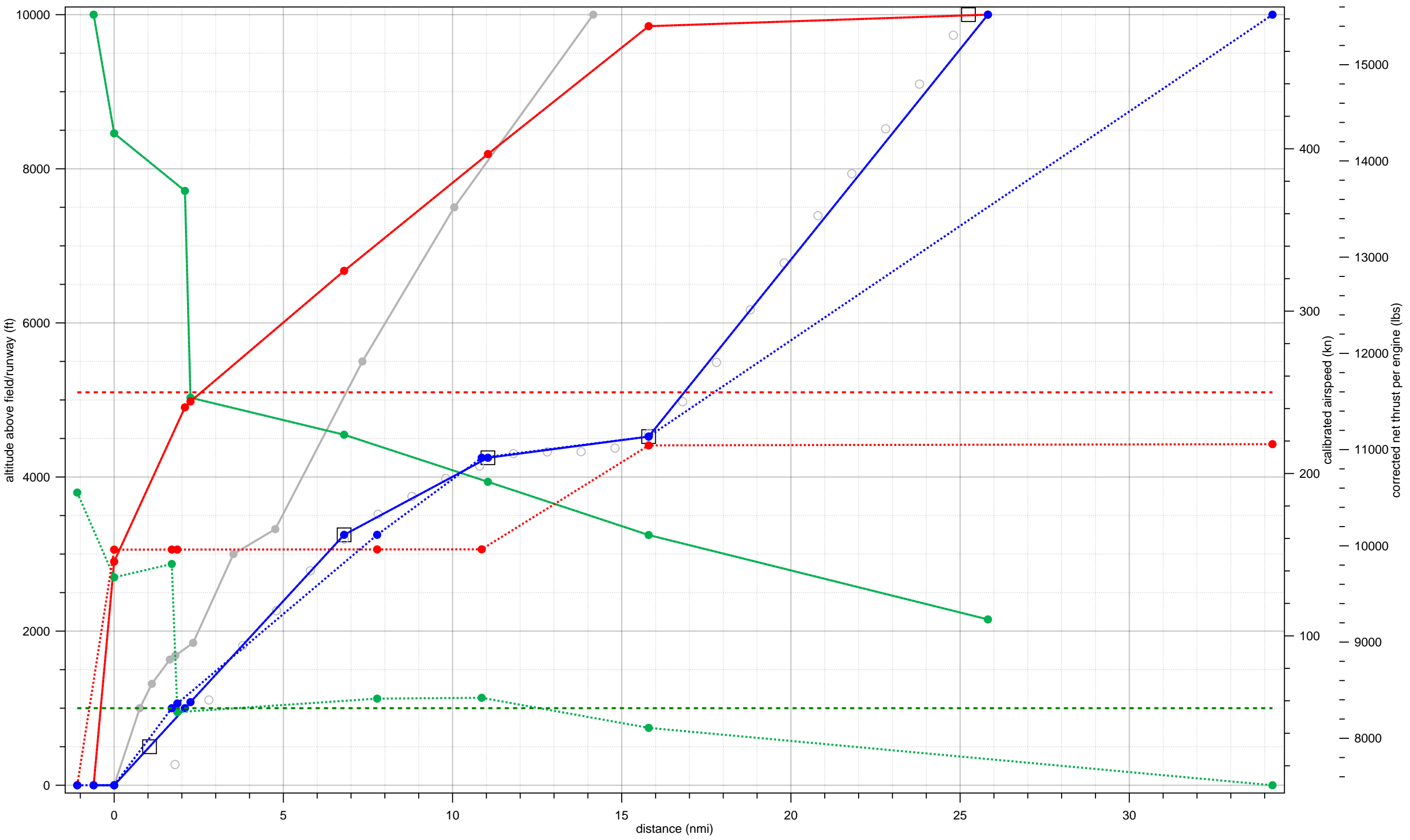
737N9 fit to 43-D-B738-LJ-2-4000-3to9-9to18 (Standard Weight = 51%)



Legend

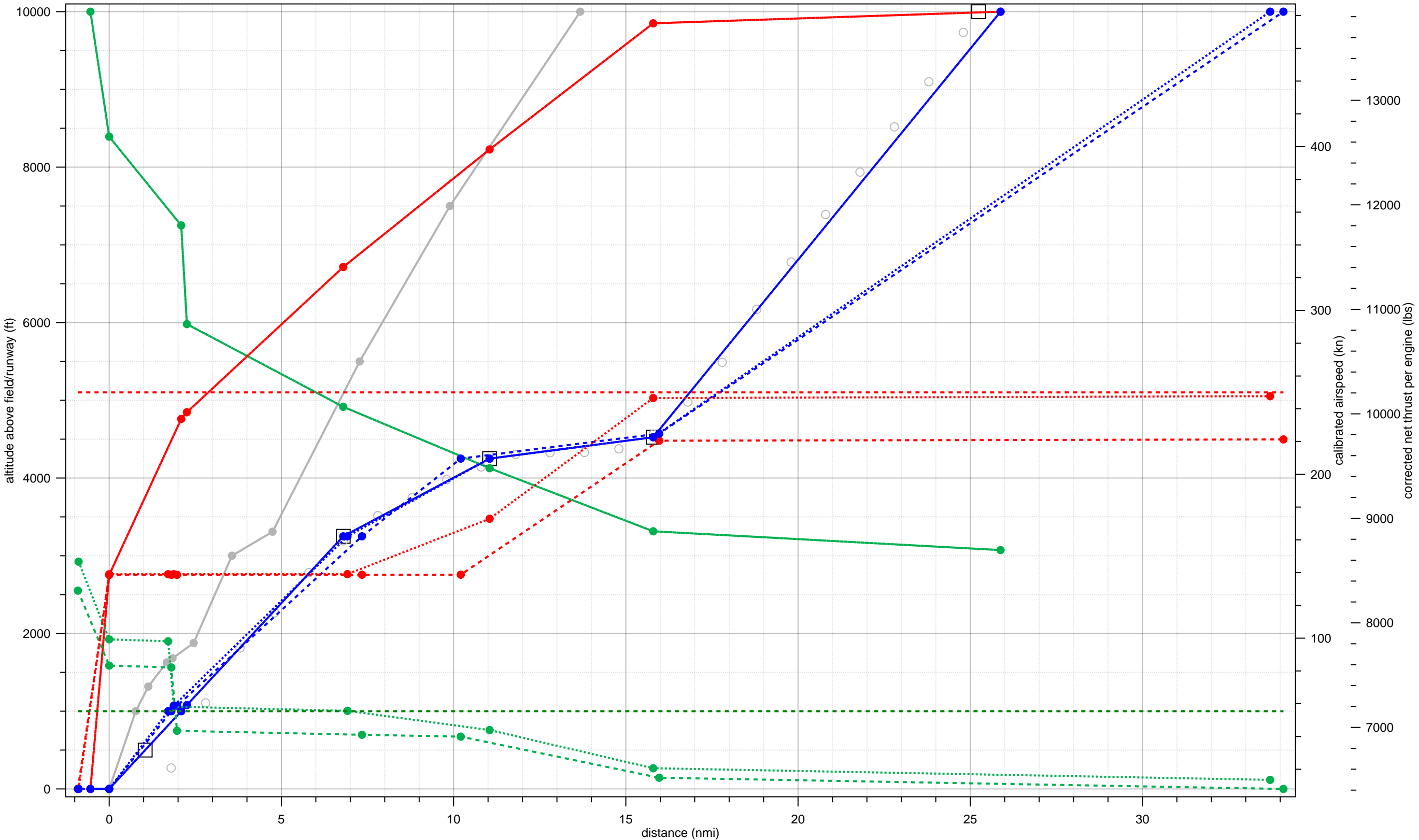
- StdD2 (Grey line with circles)
- SimpleTargets (White square)
- RawTargets (White circle)
- StdThr,StdWgt:FitThr (Green line with circles)
- StdThr,StdWgt:FitSpd (Red line with circles)
- StdThr,StdWgt:FitAlt (Blue line with circles)
- T-40,C-40,StdWgt:FitThr (Green dashed line with circles)
- T-38,C-38,W+1%;FitThr (Green dotted line with circles)
- MaxMtoThrustAlt (Green dashed line)
- T-40,C-40,StdWgt:FitSpd (Red dashed line with circles)
- T-38,C-38,W+1%;FitSpd (Red dotted line with circles)
- maxCAS (Red dashed line)
- T-40,C-40,StdWgt:FitAlt (Blue dashed line with circles)
- T-38,C-38,W+1%;FitAlt (Blue dotted line with circles)

737N17 fit to 43-D-B738-LJ-2-4000-3to9-9to18 (Standard Weight = 55%)



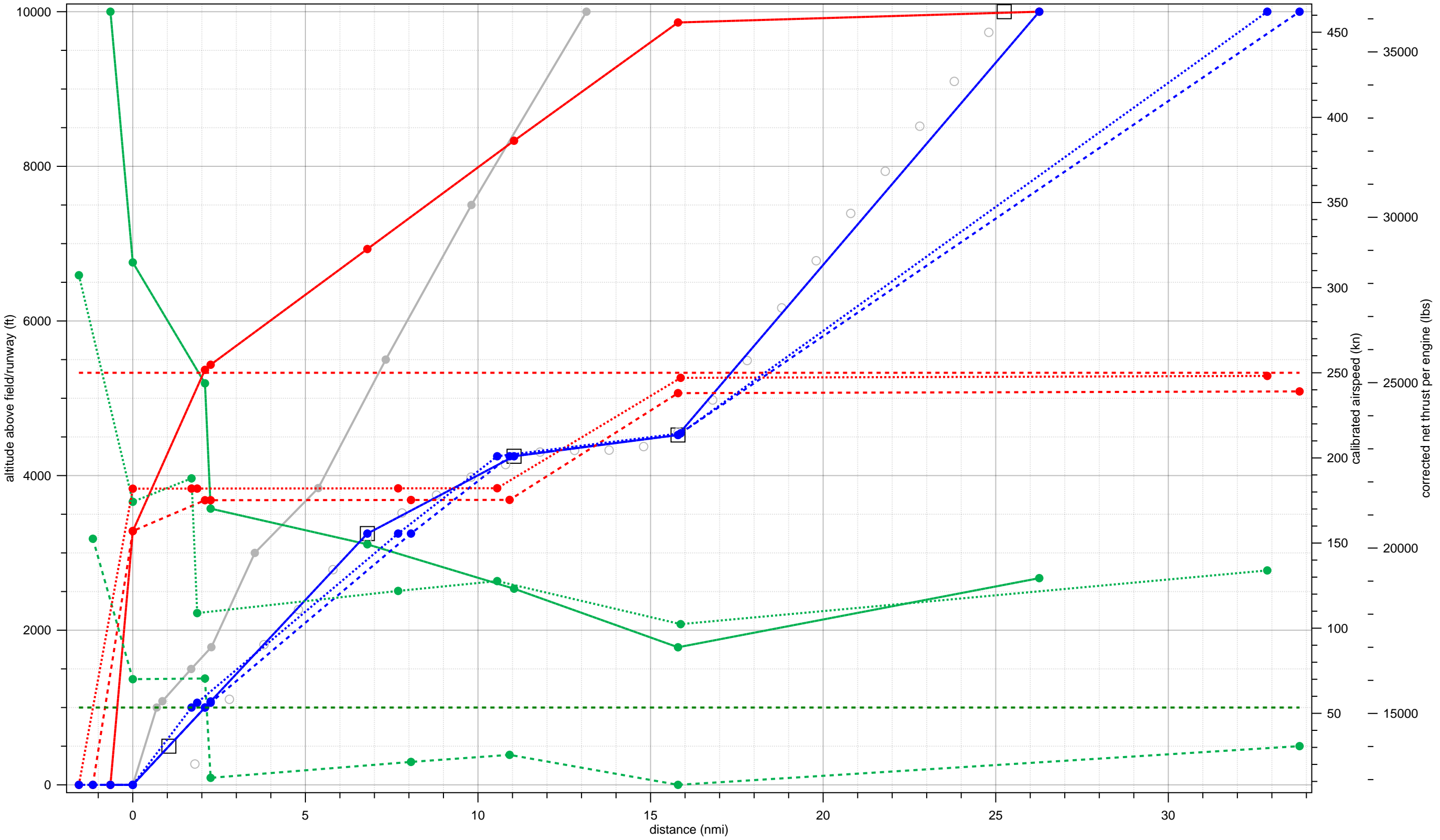
Legend						
● StdD2	□ SimpleTargets	○ RawTargets	● StdThr,StdWgt:FitThr	● StdThr,StdWgt:FitSpd	● StdThr,StdWgt:FitAlt	● T-32,C-32,W+16%;FitThr
● T-32,C-32,W+16%;FitSpd	● T-32,C-32,W+16%;FitAlt	- - - maxCAS	- - - MaxMtoThrustAlt			

737QN fit to 43-D-B738-LJ-2-4000-3to9-9to18 (Standard Weight = 51%)



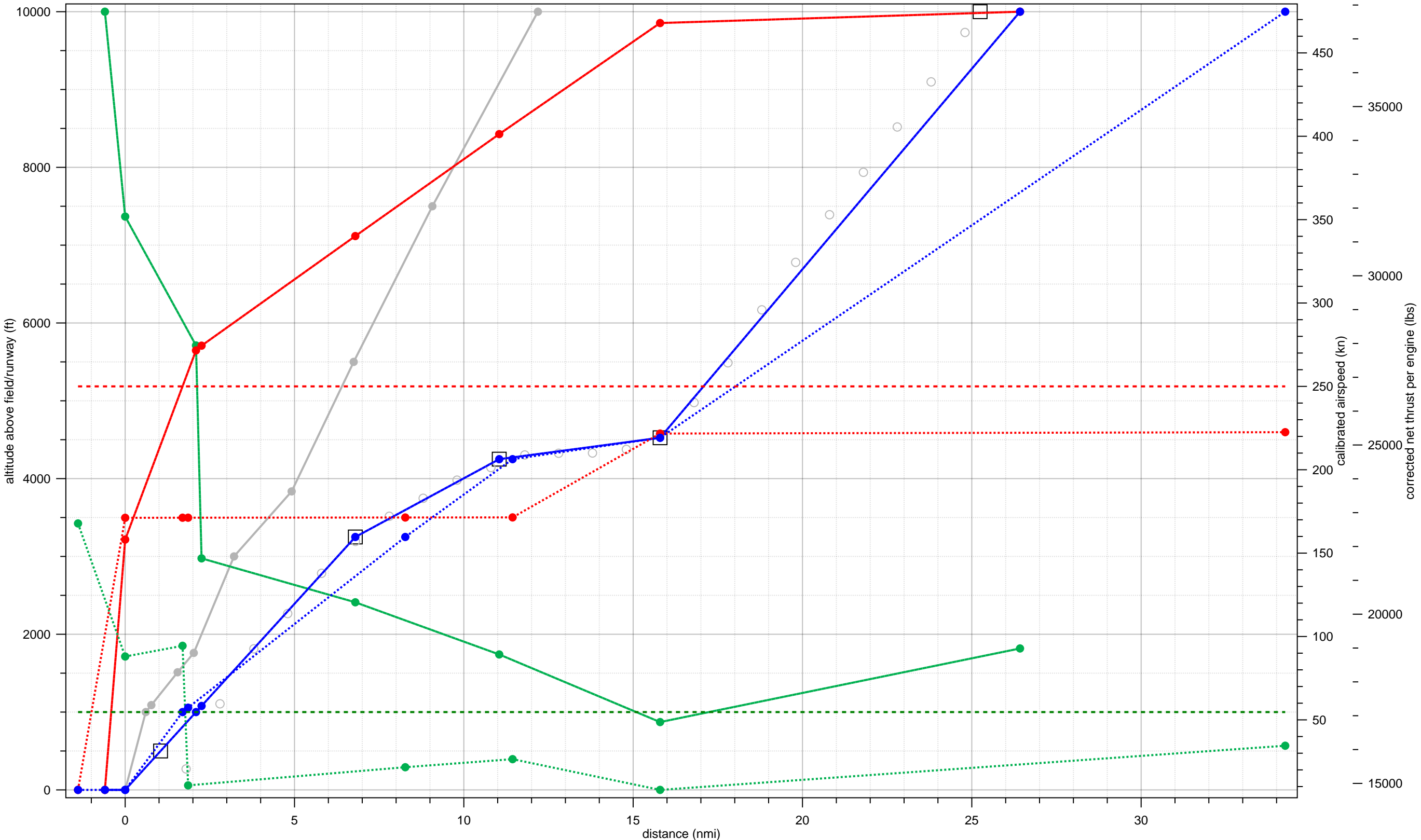
Legend									
—●— StdD2	□ SimpleTargets	○ RawTargets	—●— StdThr,StdWgt:FitThr	—●— StdThr,StdWgt:FitSpd	—●— StdThr,StdWgt:FitAlt	—●— T-40,C-40,StdWgt:FitThr			
- - -●- - - T-40,C-40,StdWgt:FitSpd	- - -●- - - T-40,C-40,StdWgt:FitAlt	- - -●- - - T-38,C-38,W+1%;FitThr	- - -●- - - T-38,C-38,W+1%;FitSpd	- - -●- - - T-38,C-38,W+1%;FitAlt	- - - - - maxCAS	- - - - - MaxMtoThrustAlt			

757PW fit to 43-D-B738-LJ-2-4000-3to9-9to18 (Standard Weight = 50%)



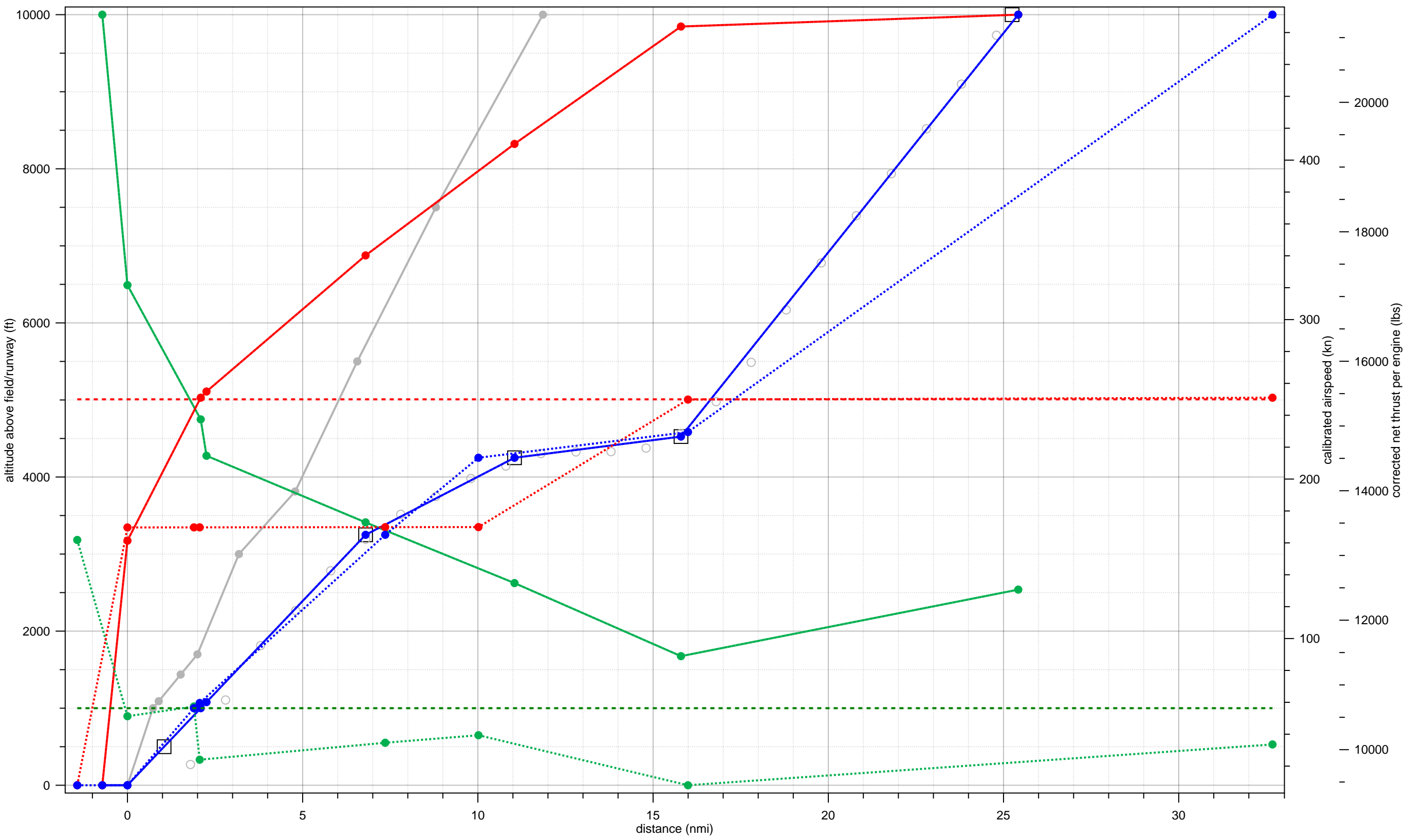
Legend							
—●— StdD2	□ SimpleTargets	○ RawTargets	—●— StdThr,StdWgt:FitThr	—●— StdThr,StdWgt:FitSpd	—●— StdThr,StdWgt:FitAlt	—●— T-44,C-44,StdWgt:FitThr	
—●— T-44,C-44,StdWgt:FitSpd	—●— T-44,C-44,StdWgt:FitAlt	—●— T-22,C-22,W+51%;FitThr	—●— T-22,C-22,W+51%;FitSpd	—●— T-22,C-22,W+51%;FitAlt	—●— maxCAS		
—●— MaxMtoThrustAlt							

757RR fit to 43-D-B738-LJ-2-4000-3to9-9to18 (Standard Weight = 51%)



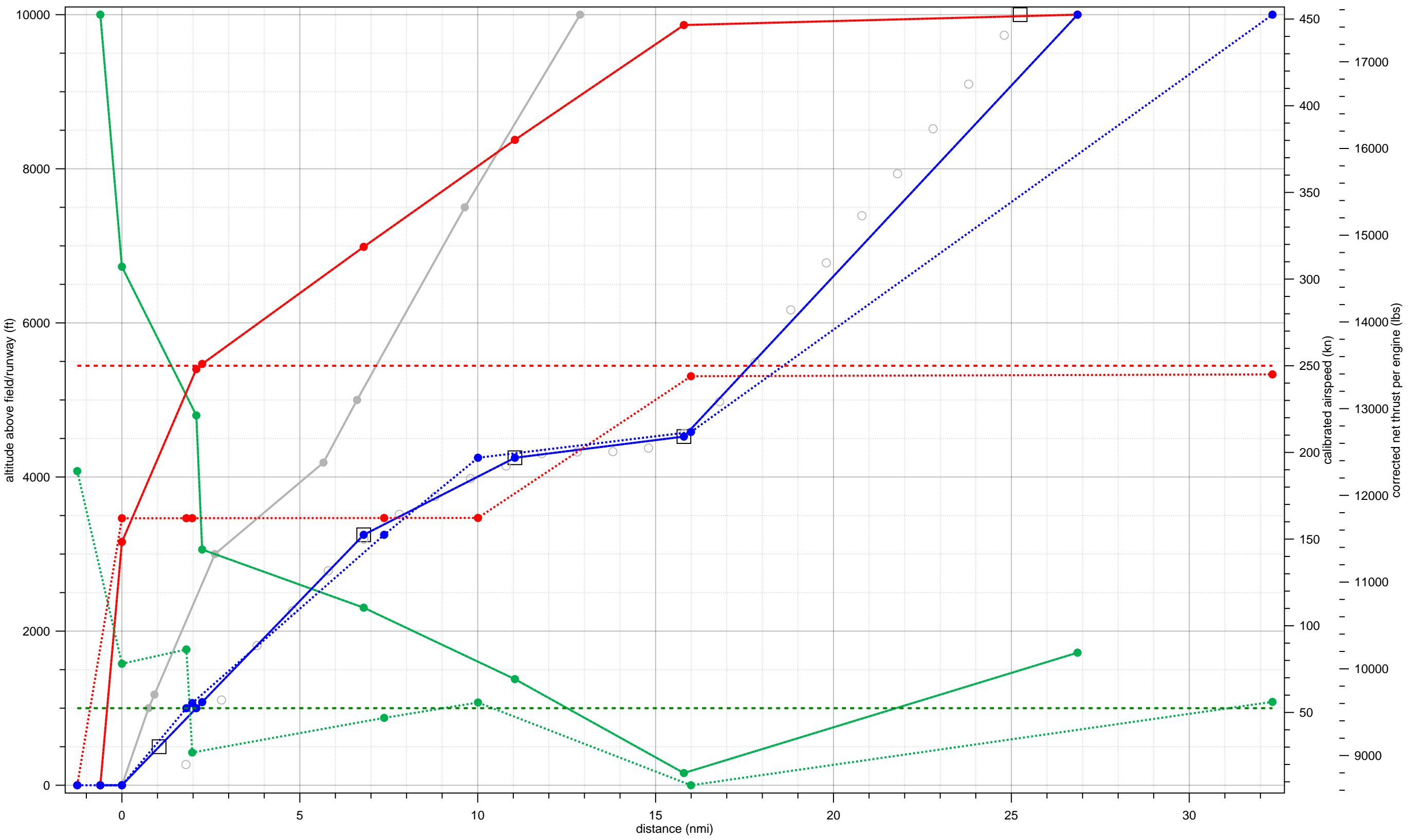
Legend						
StdD2	SimpleTargets	RawTargets	StdThr,StdWgt:FitThr	StdThr,StdWgt:FitSpd	StdThr,StdWgt:FitAlt	T-40,C-40,W+26%;FitThr
T-40,C-40,W+26%;FitSpd	T-40,C-40,W+26%;FitAlt	maxCAS	MaxMtoThrustAlt			

7373B2 fit to 43-D-B738-LJ-2-4000-3to9-9to18 (Standard Weight = 62%)



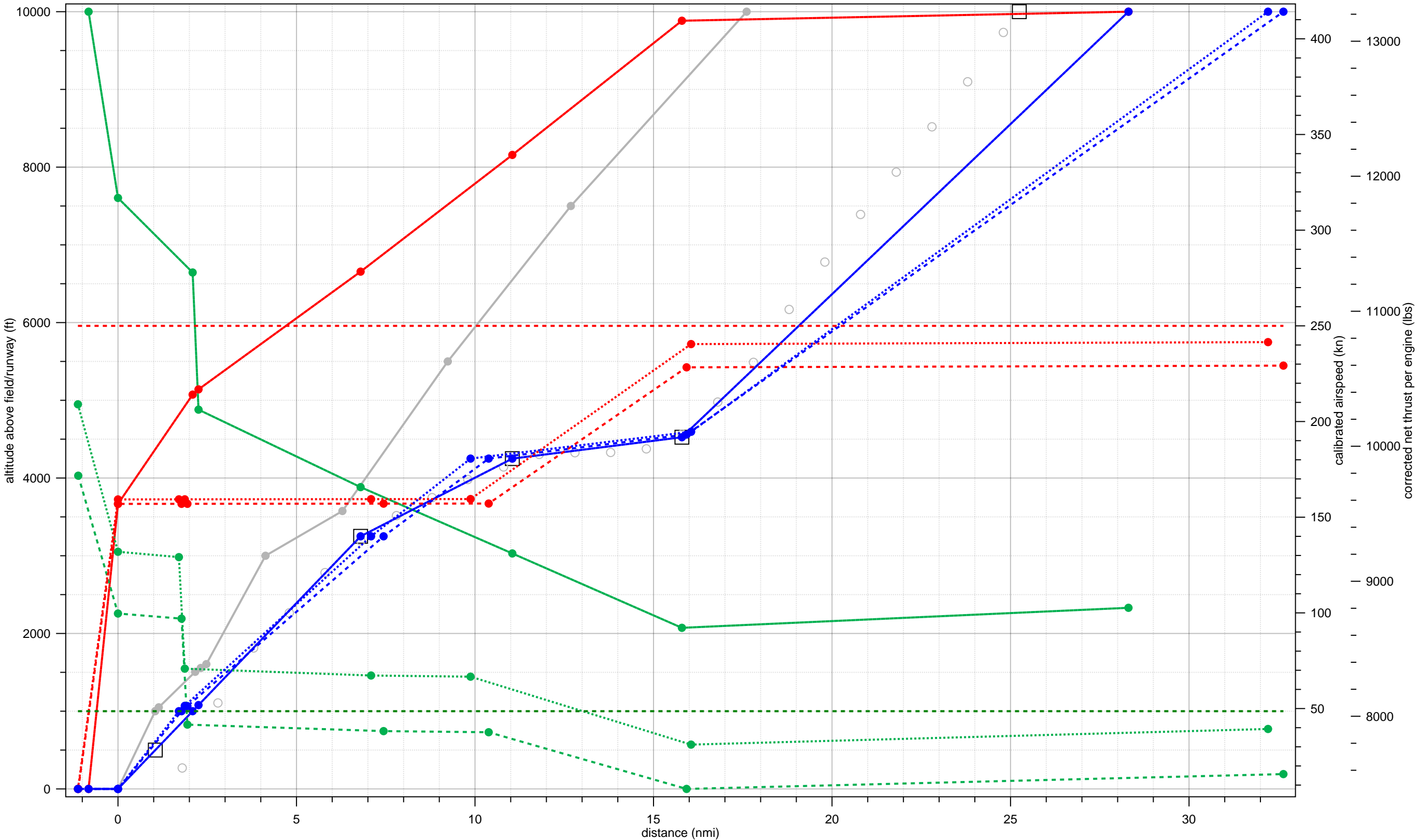
Legend							
StdD2	SimpleTargets	RawTargets	StdThr,StdWgt:FitThr	StdThr,StdWgt:FitSpd	StdThr,StdWgt:FitAlt	T-38,C-38,W+18%;FitThr	
T-38,C-38,W+18%;FitSpd	T-38,C-38,W+18%;FitAlt	maxCAS	MaxMtoThrustAlt				

717200 fit to 43-D-B738-LJ-2-4000-3to9-9to18 (Standard Weight = 60%)



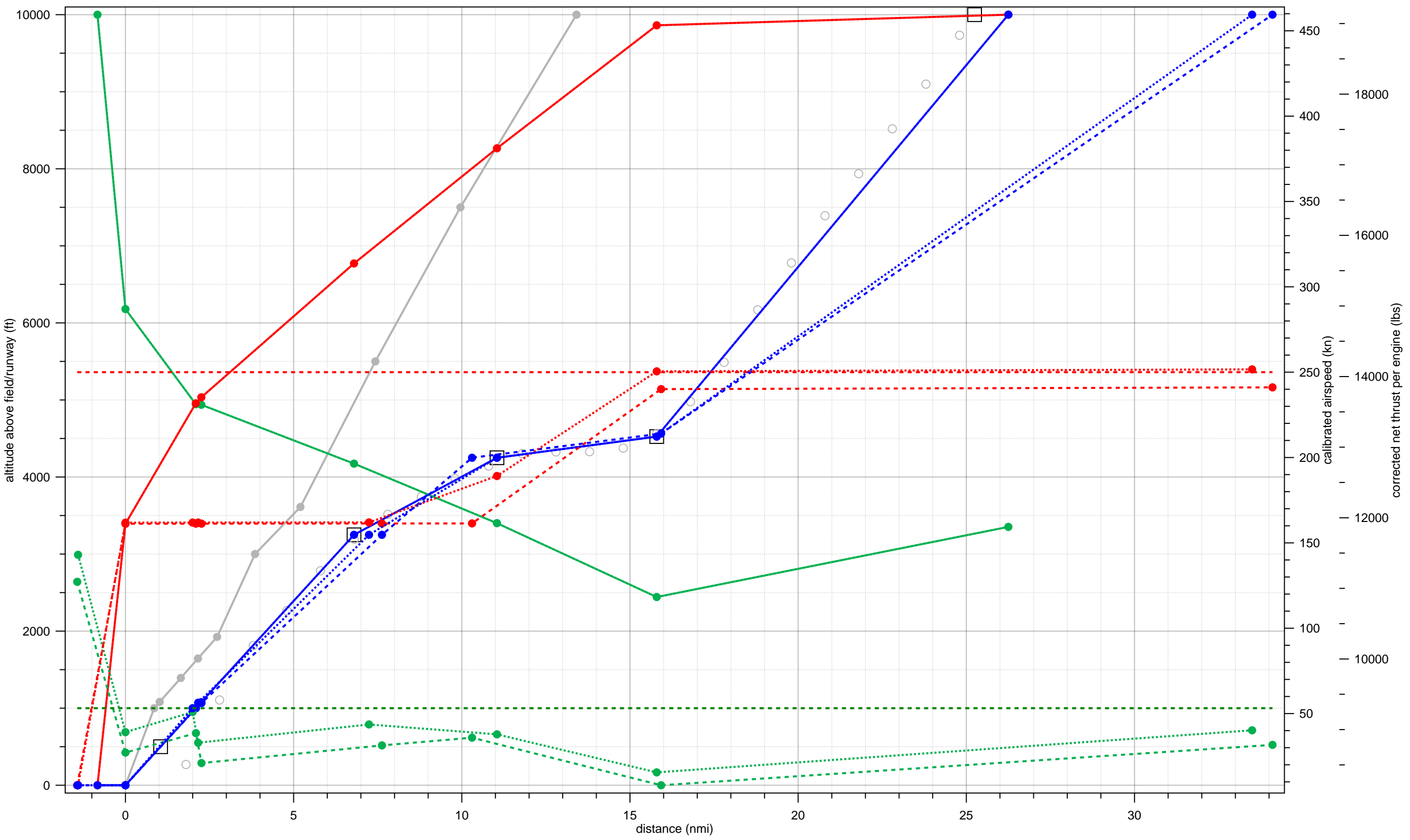
StdD2	SimpleTargets	RawTargets	StdThr,StdWgt:FitThr	StdThr,StdWgt:FitSpd	StdThr,StdWgt:FitAlt	T-30,C-30,W+36%;FitThr
T-30,C-30,W+36%;FitSpd	T-30,C-30,W+36%;FitAlt	maxCAS	MaxMtoThrustAlt			

727100 fit to 43-D-B738-LJ-2-4000-3to9-9to18 (Standard Weight = 62%)



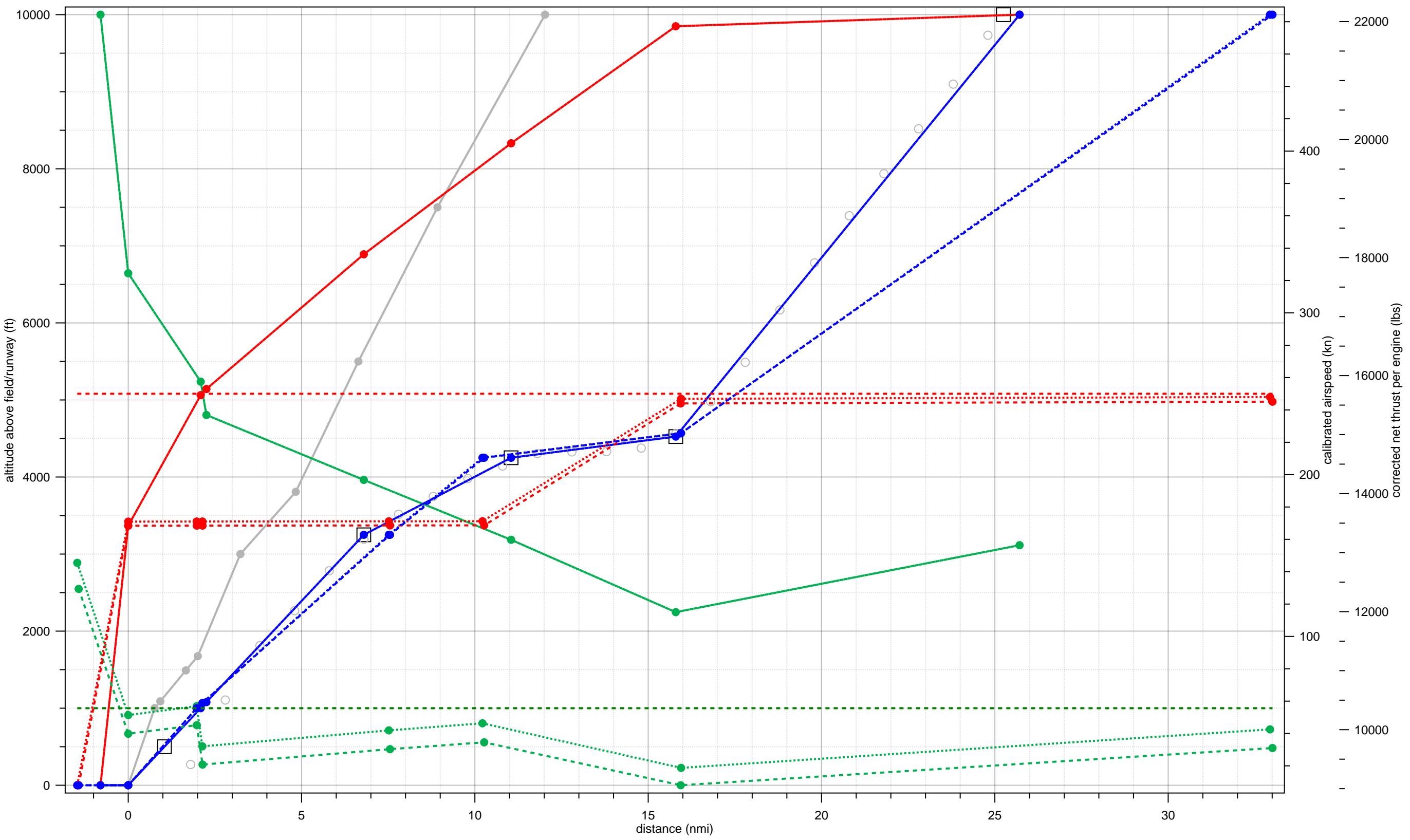
Legend									
—●— StdD2	□ SimpleTargets	○ RawTargets	—●— StdThr, StdWgt: FitThr	—●— StdThr, StdWgt: FitSpd	—●— StdThr, StdWgt: FitAlt	—●— T-26, C-26, StdWgt: FitThr			
—●— T-26, C-26, StdWgt: FitSpd	—●— T-26, C-26, StdWgt: FitAlt	—●— T-22, C-22, W+7%; FitThr	—●— T-22, C-22, W+7%; FitSpd	—●— T-22, C-22, W+7%; FitAlt	—●— maxCAS	—●— MaxMtoThrustAlt			

737300 fit to 43-D-B738-LJ-2-4000-3to9-9to18 (Standard Weight = 67%)



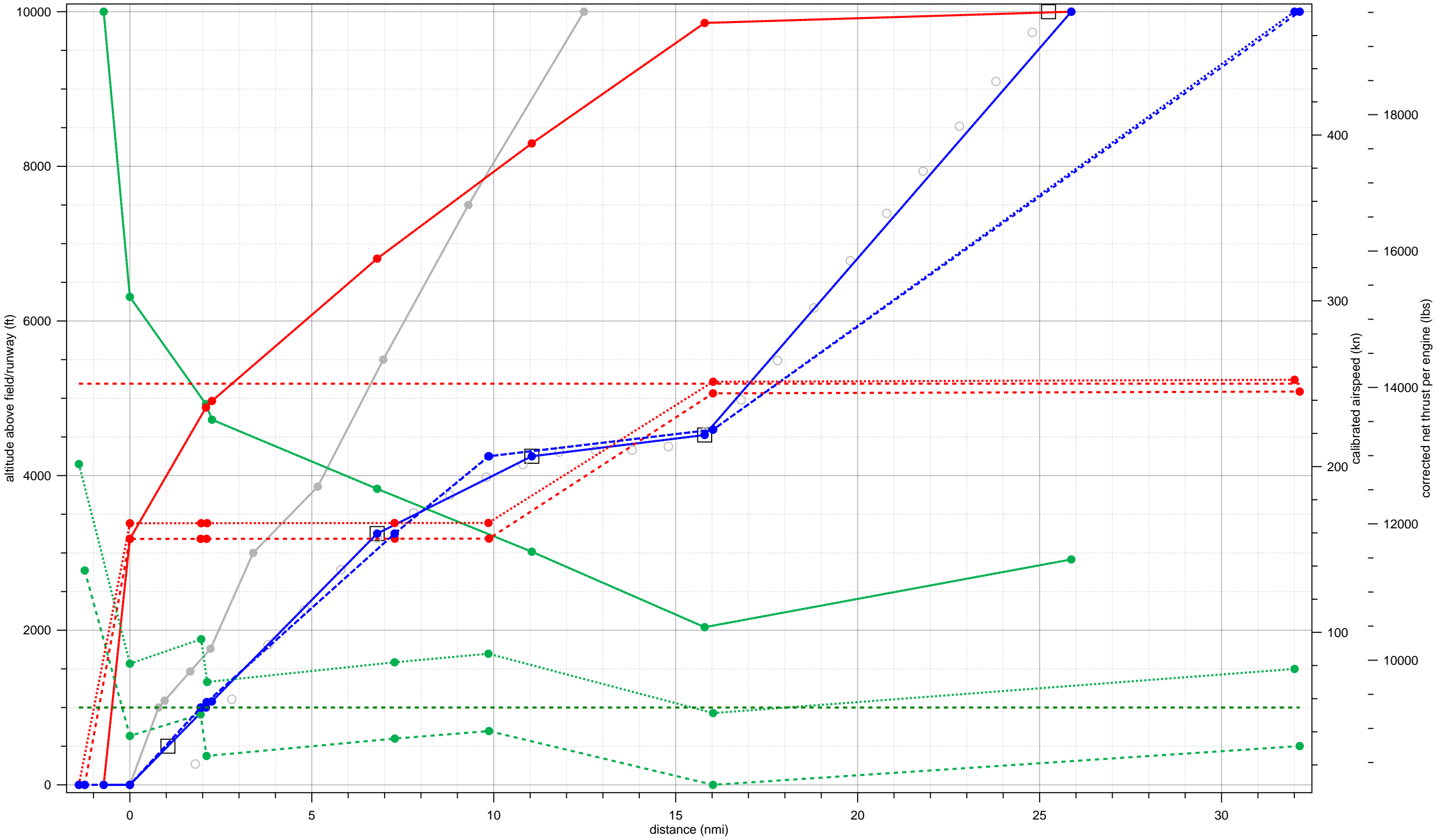
Legend													
StdD2	SimpleTargets	RawTargets	StdThr,StdWgt:FitThr	StdThr,StdWgt:FitSpd	StdThr,StdWgt:FitAlt	T-42,C-42,StdWgt:FitThr	T-42,C-42,StdWgt:FitSpd	T-42,C-42,StdWgt:FitAlt	T-40,C-40,W+2%;FitThr	T-40,C-40,W+2%;FitSpd	T-40,C-40,W+2%;FitAlt	maxCAS	MaxMtoThrustAlt

737400 fit to 43-D-B738-LJ-2-4000-3to9-9to18 (Standard Weight = 61%)



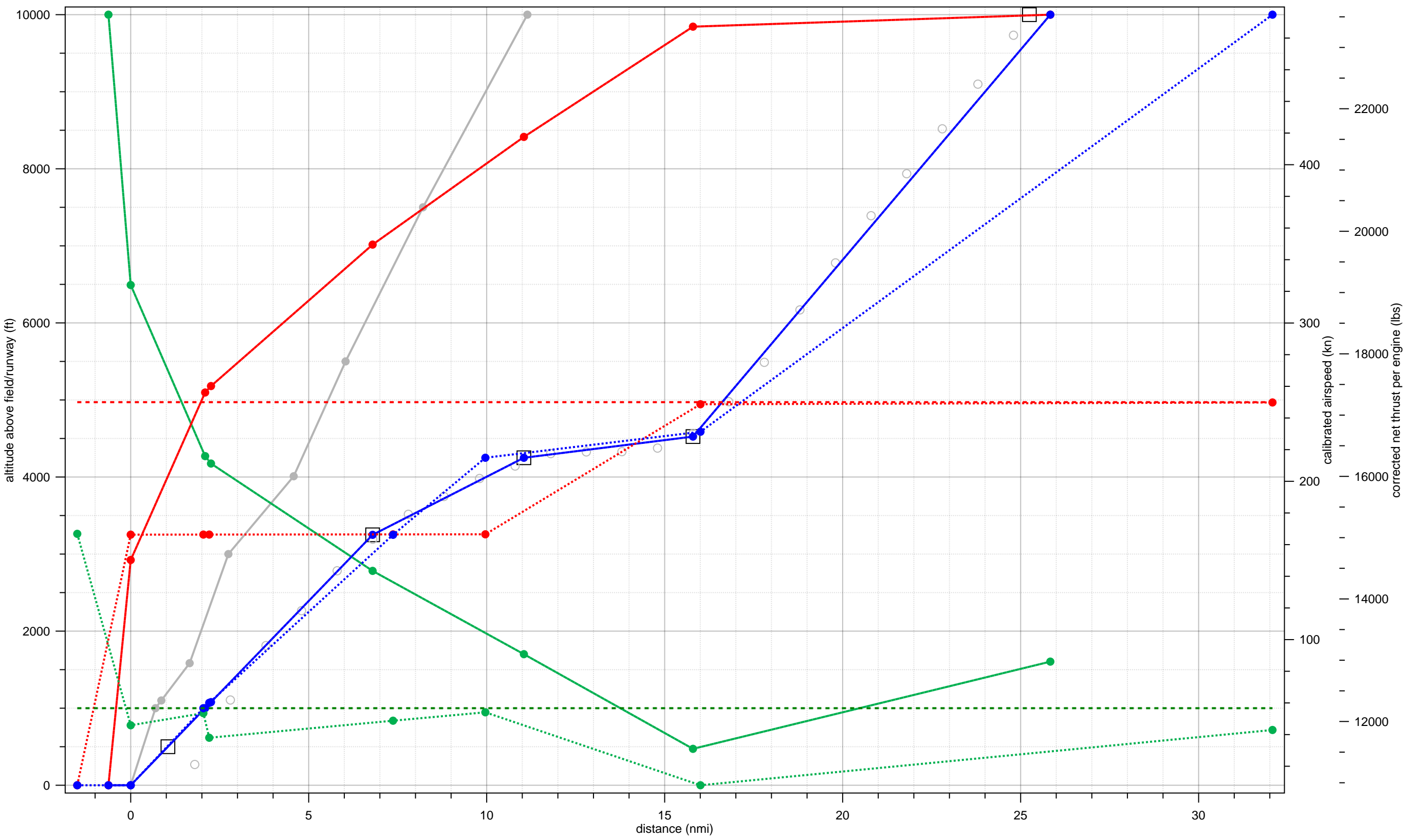
Legend											
StdD2	SimpleTargets	RawTargets	StdThr, StdWgt: FitThr	StdThr, StdWgt: FitSpd	StdThr, StdWgt: FitAlt	T-44, C-44, StdWgt: FitThr	T-42, C-42, W+6%; FitThr	T-42, C-42, W+6%; FitSpd	T-42, C-42, W+6%; FitAlt	maxCAS	MaxMtoThrustAlt

737500 fit to 43-D-B738-LJ-2-4000-3to9-9to18 (Standard Weight = 61%)



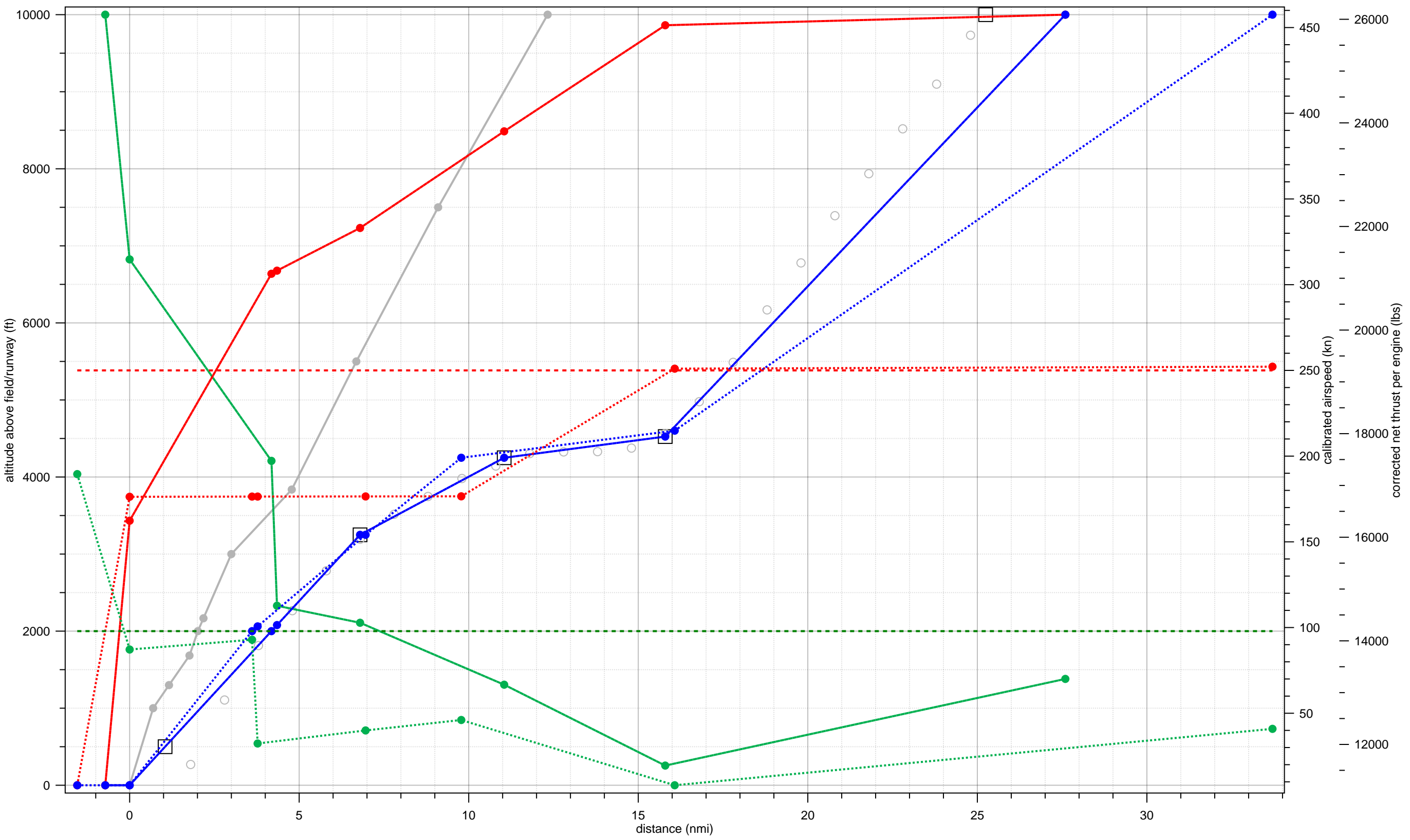
Legend							
StdD2	SimpleTargets	RawTargets	StdThr,StdWgt:FitThr	StdThr,StdWgt:FitSpd	StdThr,StdWgt:FitAlt	T-42,C-42,StdWgt:FitThr	T-42,C-42,StdWgt:FitSpd
T-42,C-42,StdWgt:FitSpd	T-42,C-42,StdWgt:FitAlt	T-34,C-34,W+22%;FitThr	T-34,C-34,W+22%;FitSpd	T-34,C-34,W+22%;FitAlt	MaxMtoThrustAlt	maxCAS	

737700 fit to 43-D-B738-LJ-2-4000-3to9-9to18 (Standard Weight = 60%)



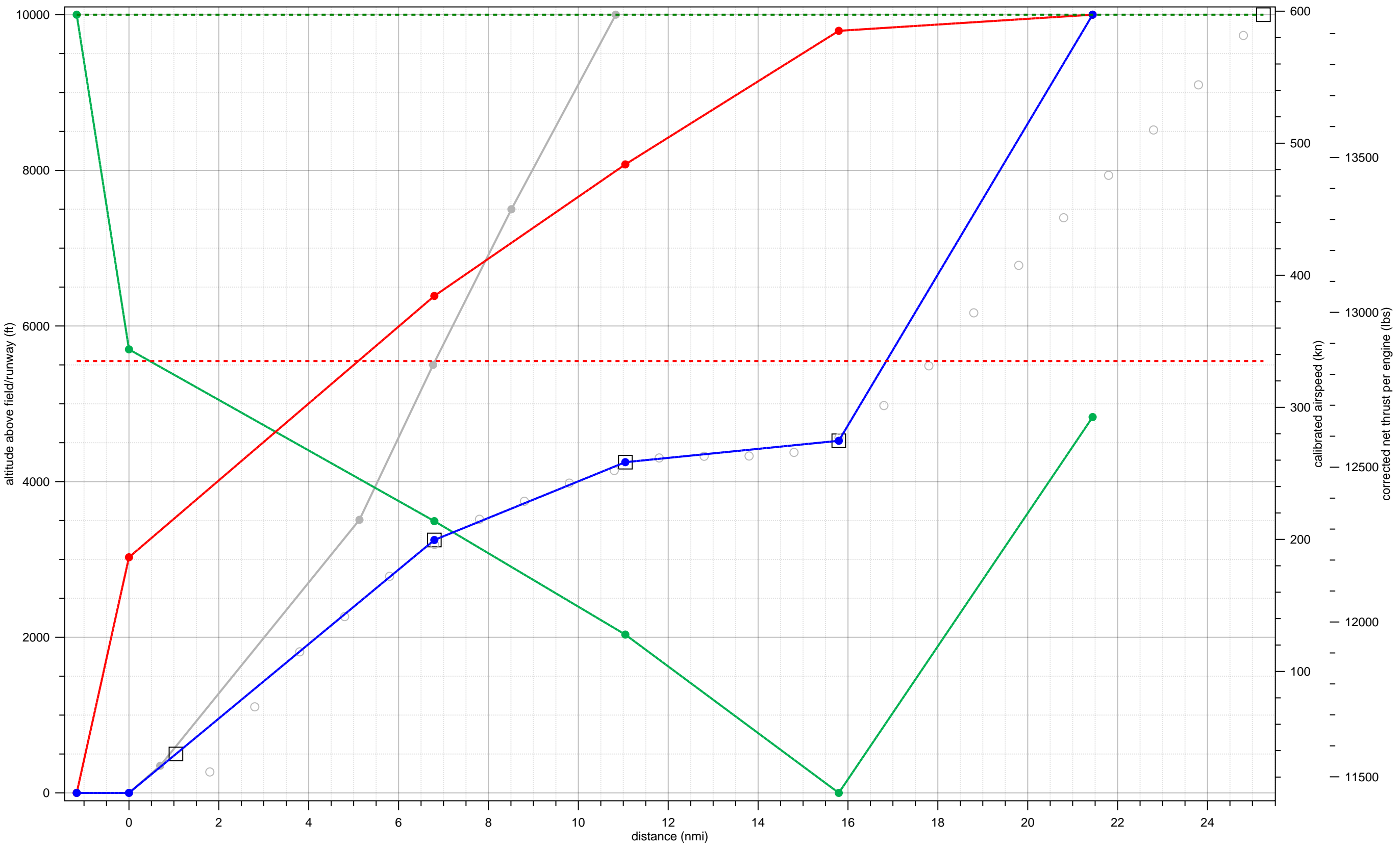
Legend							
● StdD2	□ SimpleTargets	○ RawTargets	● StdThr,StdWgt:FitThr	● StdThr,StdWgt:FitSpd	● StdThr,StdWgt:FitAlt	● T-36,C-36,W+39%;FitThr	
● T-36,C-36,W+39%;FitSpd	● T-36,C-36,W+39%;FitAlt	- - - maxCAS	- - - MaxMtoThrustAlt				

737800 fit to 43-D-B738-LJ-2-4000-3to9-9to18 (Standard Weight = 58%)



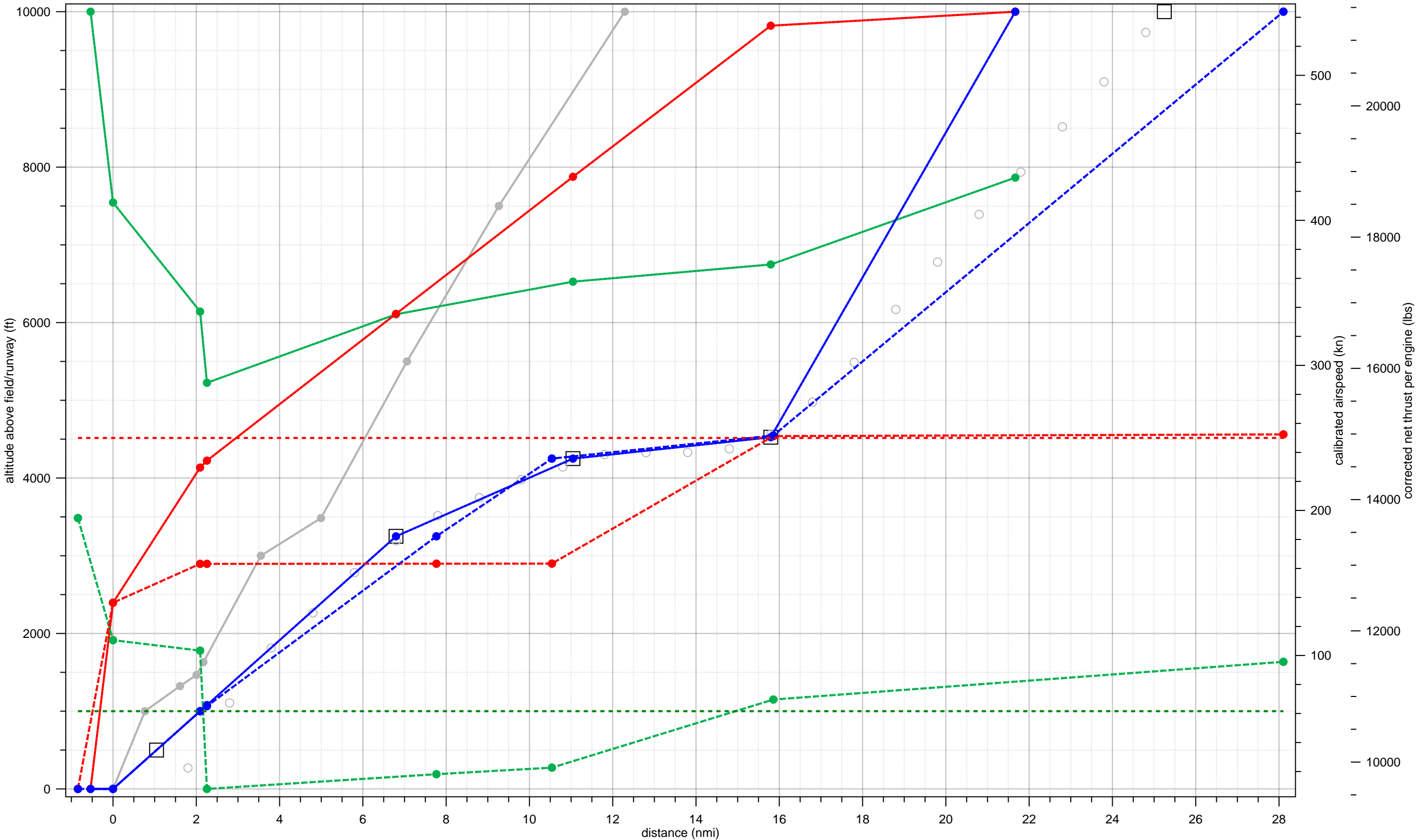
Legend							
● StdD2	□ SimpleTargets	○ RawTargets	● StdThr,StdWgt:FitThr	● StdThr,StdWgt:FitSpd	● StdThr,StdWgt:FitAlt	● T-34,C-34,W+30%;FitThr	
● T-34,C-34,W+30%;FitSpd	● T-34,C-34,W+30%;FitAlt	- - - maxCAS	- - - MaxMtoThrustAlt				

A7D fit to 43-D-B738-LJ-2-4000-3to9-9to18 (Standard Weight = 100%)



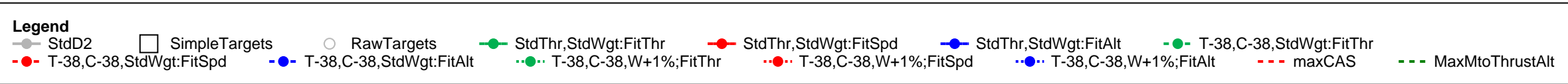
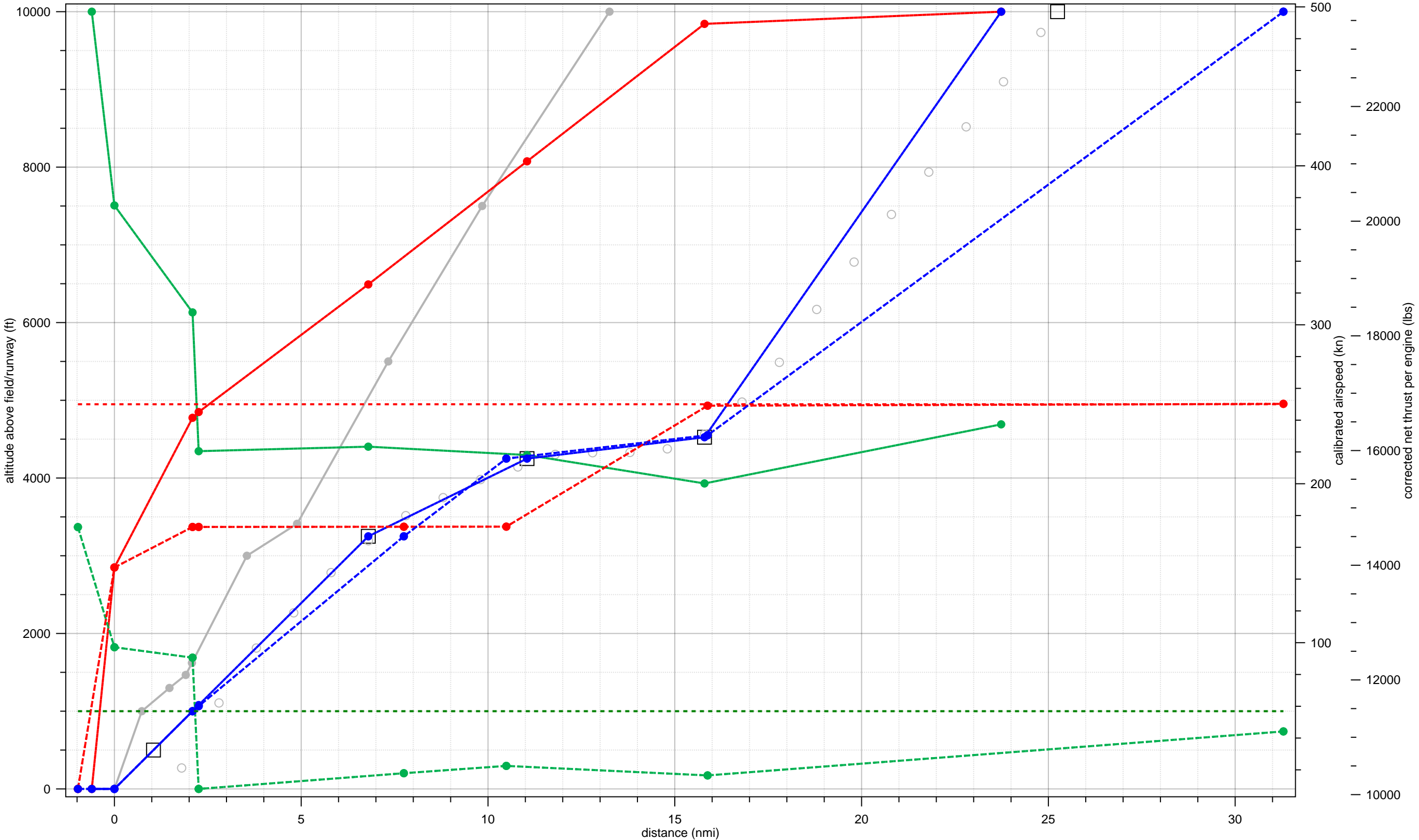
Legend							
● StdD2	□ SimpleTargets	○ RawTargets	● StdThr,StdWgt:FitThr	● StdThr,StdWgt:FitSpd	● StdThr,StdWgt:FitAlt	- - - maxCAS	- - - MaxMtoThrustAlt

A319-131 fit to 43-D-B738-LJ-2-4000-3to9-9to18 (Standard Weight = 57%)

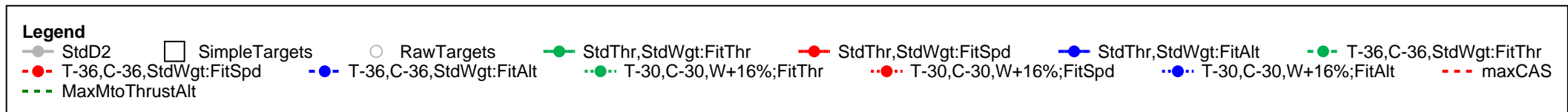
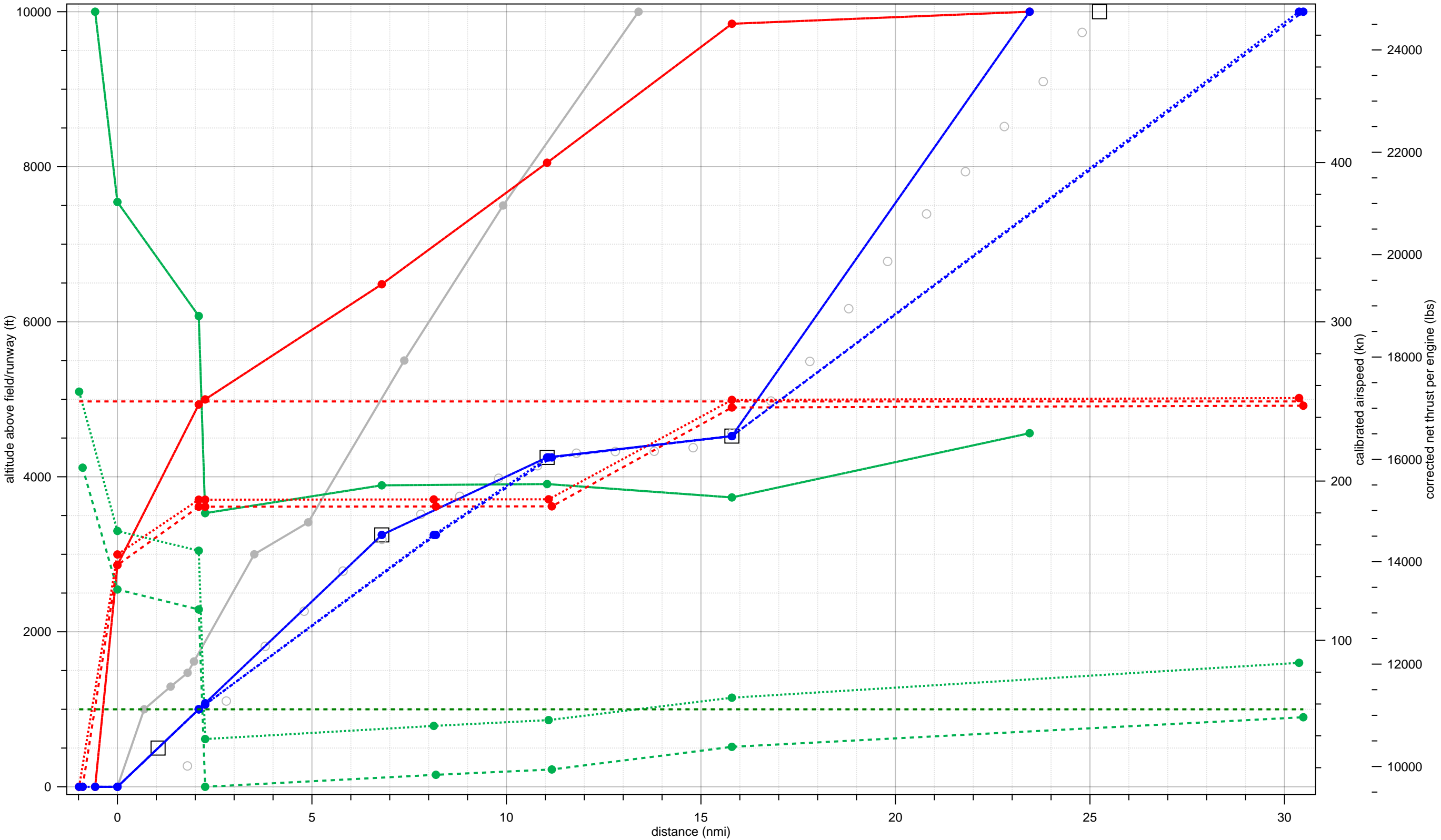


Legend													
StdD2	SimpleTargets	RawTargets	StdThr, StdWgt: FitThr	StdThr, StdWgt: FitSpd	StdThr, StdWgt: FitAlt	T-36, C-36, StdWgt: FitThr	T-36, C-36, StdWgt: FitSpd	T-36, C-36, StdWgt: FitAlt	T-36, C-36, W+1%; FitThr	T-36, C-36, W+1%; FitSpd	T-36, C-36, W+1%; FitAlt	maxCAS	MaxMtoThrustAlt

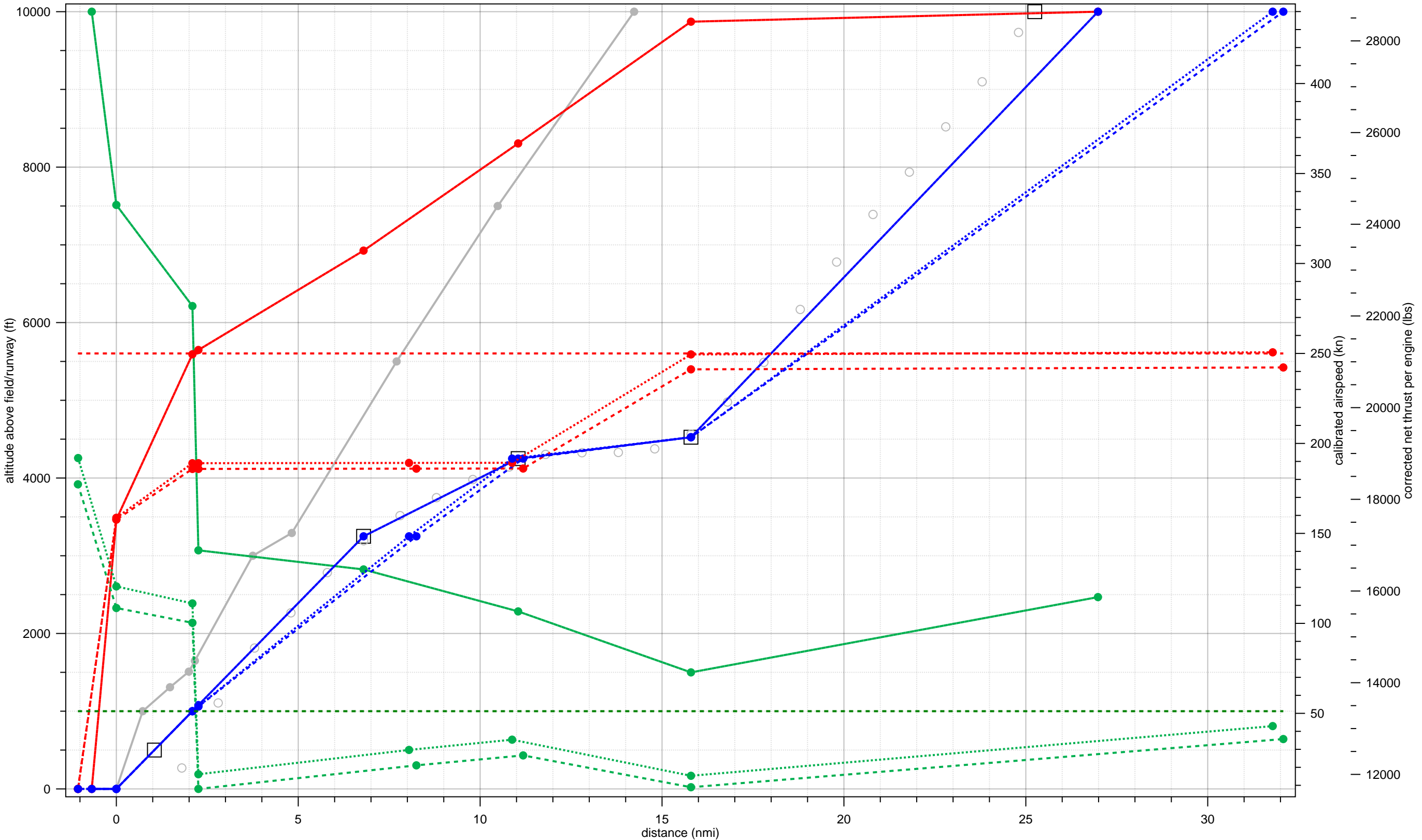
A320-211 fit to 43-D-B738-LJ-2-4000-3to9-9to18 (Standard Weight = 64%)



A320-232 fit to 43-D-B738-LJ-2-4000-3to9-9to18 (Standard Weight = 63%)

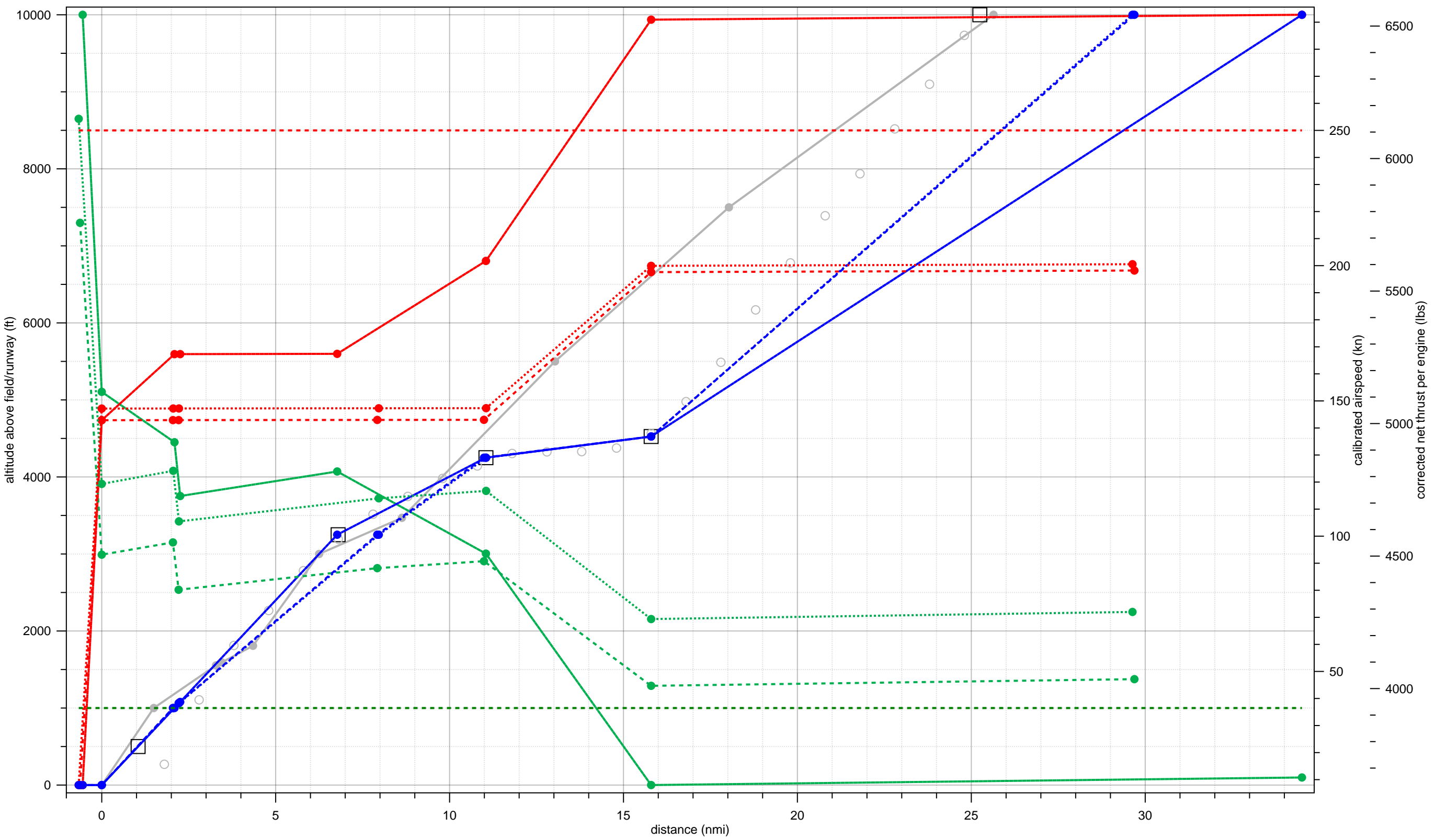


A321-232 fit to 43-D-B738-LJ-2-4000-3to9-9to18 (Standard Weight = 64%)



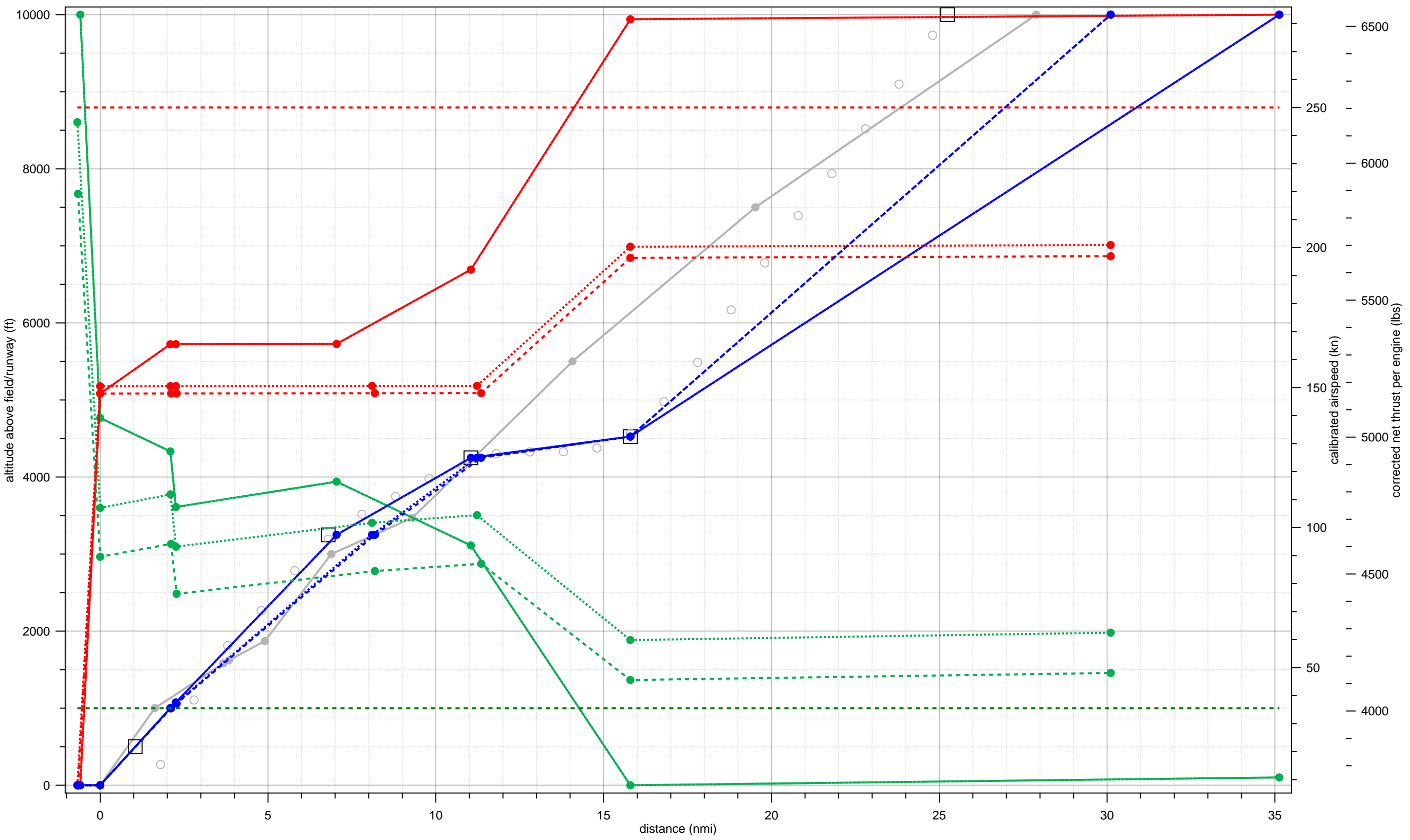
Legend													
StdD2	SimpleTargets	RawTargets	StdThr,StdWgt:FitThr	StdThr,StdWgt:FitSpd	StdThr,StdWgt:FitAlt	T-36,C-36,StdWgt:FitThr	T-34,C-34,W+3%;FitThr	T-36,C-36,StdWgt:FitSpd	T-34,C-34,W+3%;FitSpd	T-36,C-36,StdWgt:FitAlt	T-34,C-34,W+3%;FitAlt	maxCAS	MaxMtoThrustAlt

BAE146 fit to 43-D-B738-LJ-2-4000-3to9-9to18 (Standard Weight = 77%)



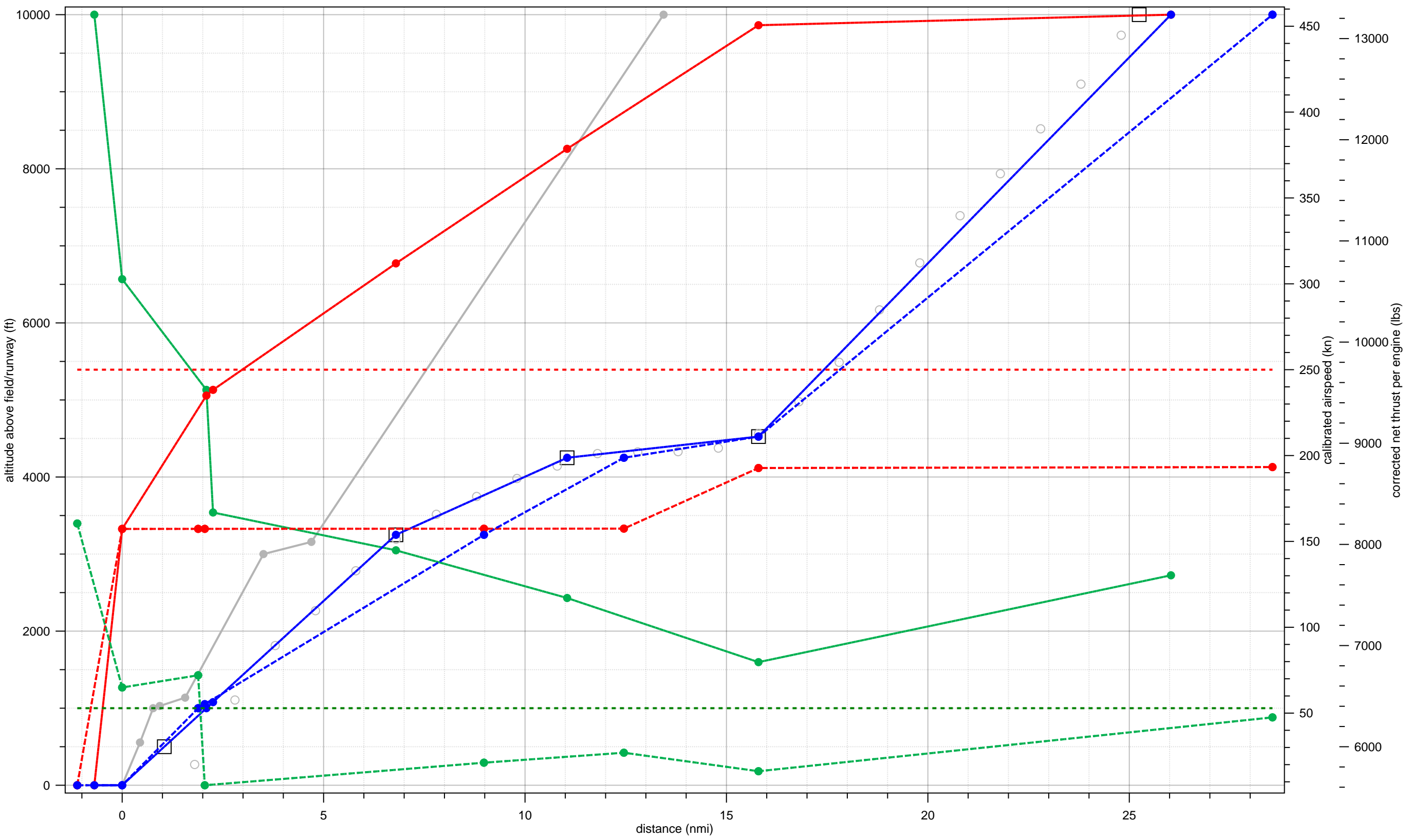
Legend							
—●— StdD2	□ SimpleTargets	○ RawTargets	—●— StdThr,StdWgt:FitThr	—●— StdThr,StdWgt:FitSpd	—●— StdThr,StdWgt:FitAlt	—●— T-12,C-12,StdWgt:FitThr	
—●— T-12,C-12,StdWgt:FitSpd	—●— T-12,C-12,StdWgt:FitAlt	—●— T-06,C-06,W+14%;FitThr	—●— T-06,C-06,W+14%;FitSpd	—●— T-06,C-06,W+14%;FitAlt	—●— maxCAS		
—●— MaxMtoThrustAlt							

BAE300 fit to 43-D-B738-LJ-2-4000-3to9-9to18 (Standard Weight = 76%)



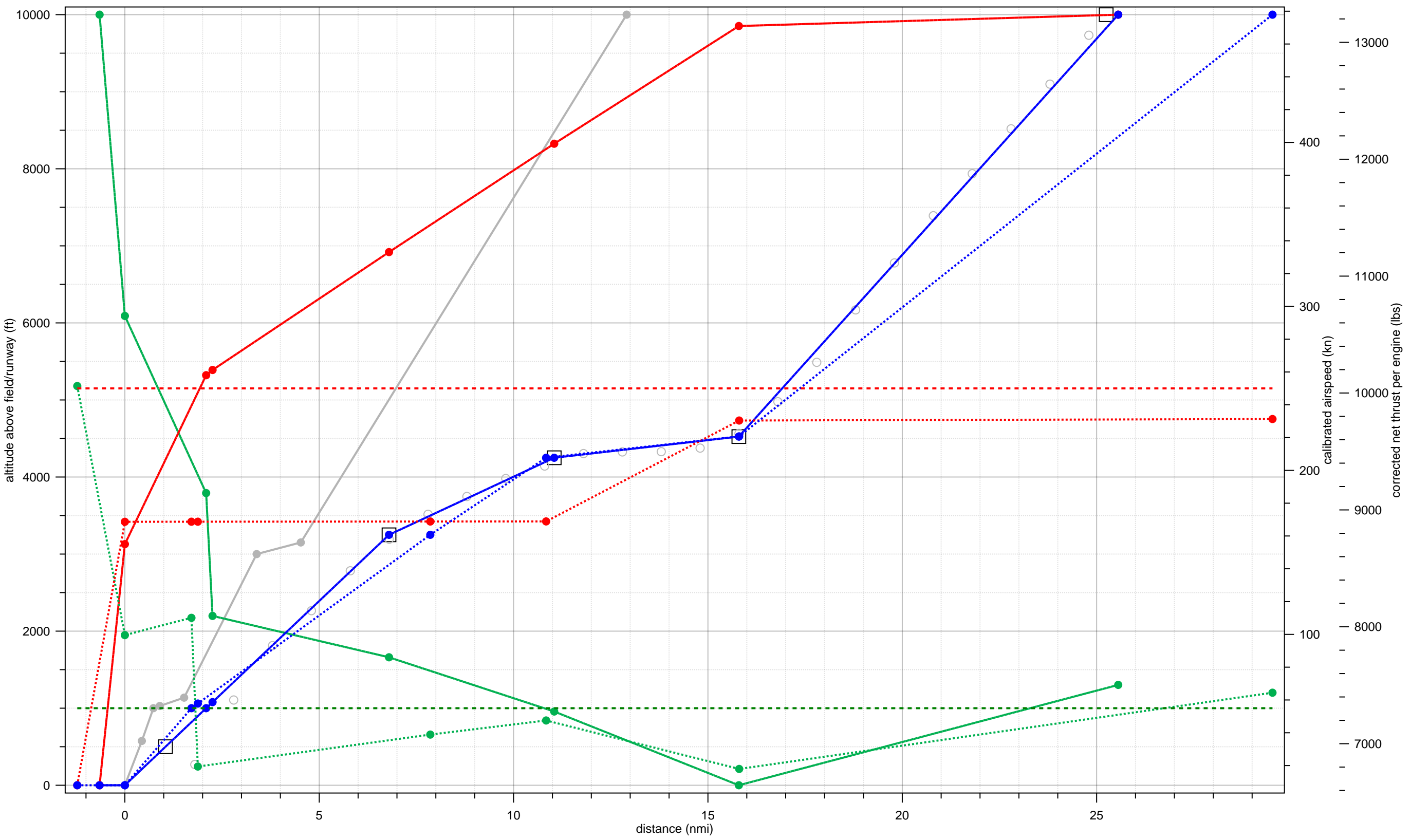
Legend							
StdD2	SimpleTargets	RawTargets	StdThr,StdWgt:FitThr	StdThr,StdWgt:FitSpd	StdThr,StdWgt:FitAlt	T-10,C-10,StdWgt:FitThr	T-10,C-10,StdWgt:FitSpd
T-10,C-10,StdWgt:FitSpd	T-10,C-10,StdWgt:FitAlt	T-06,C-06,W+8%;FitThr	T-06,C-06,W+8%;FitSpd	T-06,C-06,W+8%;FitAlt	maxCAS	MaxMtoThrustAlt	

CRJ9-ER fit to 43-D-B738-LJ-2-4000-3to9-9to18 (Standard Weight = 77%)



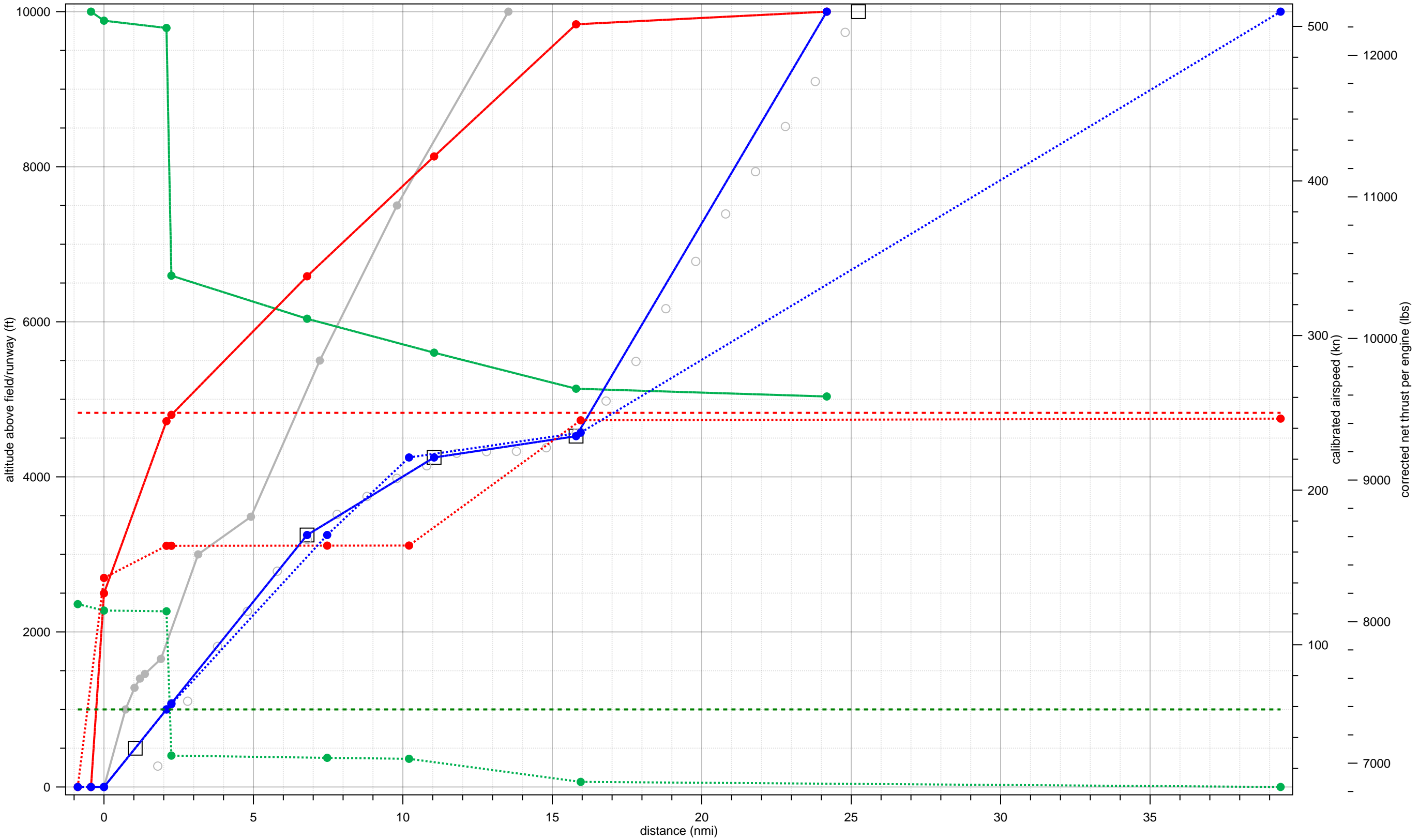
Legend									
—●— StdD2	□ SimpleTargets	○ RawTargets	—●— StdThr,StdWgt:FitThr	—●— StdThr,StdWgt:FitSpd	—●— StdThr,StdWgt:FitAlt	—●— T-38,C-38,StdWgt:FitThr			
- - -●- - - T-38,C-38,StdWgt:FitSpd	- - -●- - - T-38,C-38,StdWgt:FitAlt	- - -●- - - T-38,C-38,W+1%;FitThr	- - -●- - - T-38,C-38,W+1%;FitSpd	- - -●- - - T-38,C-38,W+1%;FitAlt	- - - - - maxCAS	- - - - - MaxMtoThrustAlt			

CRJ9-LR fit to 43-D-B738-LJ-2-4000-3to9-9to18 (Standard Weight = 56%)



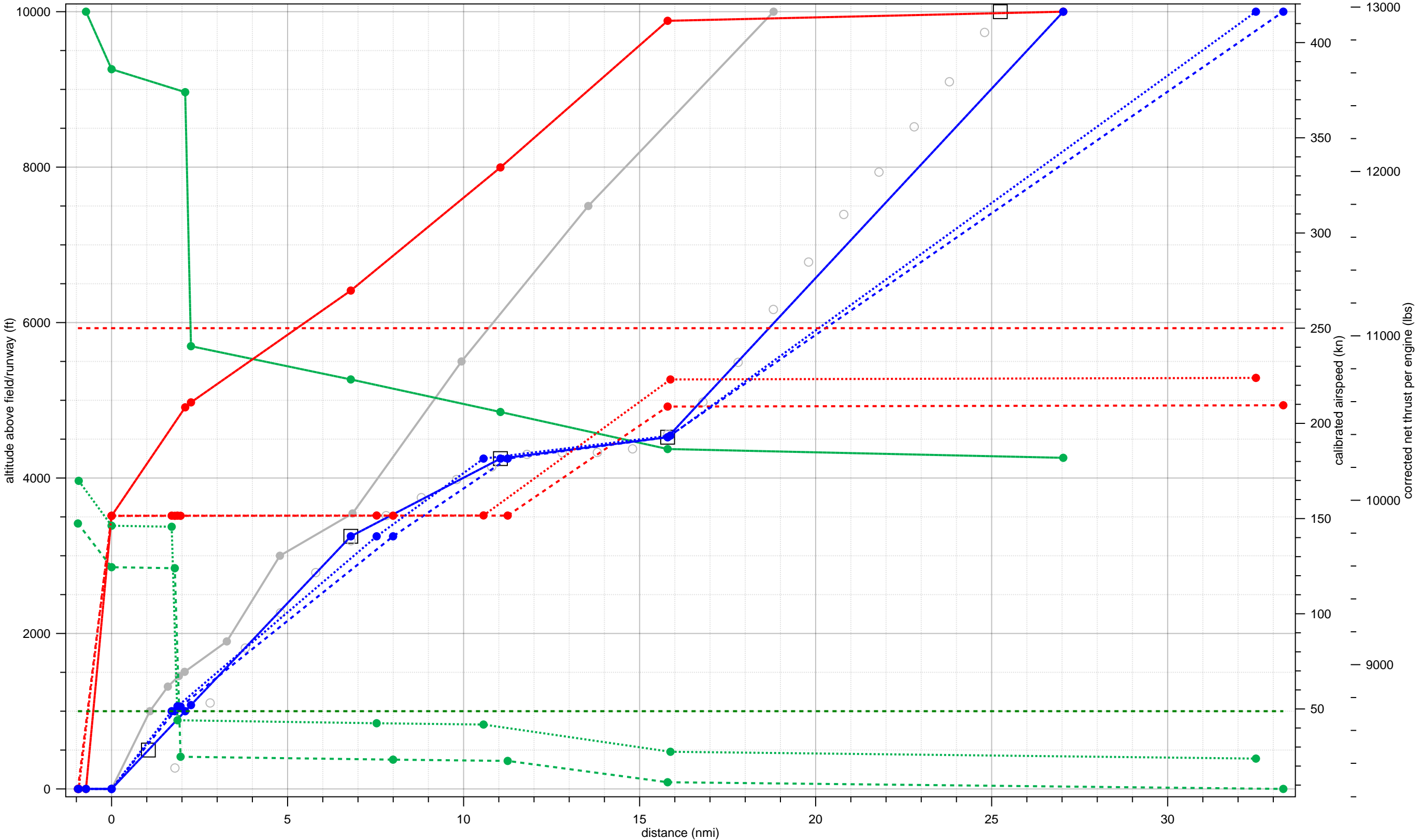
Legend						
● StdD2	□ SimpleTargets	○ RawTargets	● StdThr,StdWgt:FitThr	● StdThr,StdWgt:FitSpd	● StdThr,StdWgt:FitAlt	● T-24,C-24,W+36%;FitThr
● T-24,C-24,W+36%;FitSpd	● T-24,C-24,W+36%;FitAlt	--- maxCAS	--- MaxMtoThrustAlt			

DC9Q7 fit to 43-D-B738-LJ-2-4000-3to9-9to18 (Standard Weight = 59%)



Legend						
—●— StdD2	□ SimpleTargets	○ RawTargets	—●— StdThr,StdWgt:FitThr	—●— StdThr,StdWgt:FitSpd	—●— StdThr,StdWgt:FitAlt	—●— T-34,C-34,W+39%;FitThr
—●— T-34,C-34,W+39%;FitSpd	—●— T-34,C-34,W+39%;FitAlt	--- maxCAS	--- MaxMtoThrustAlt			

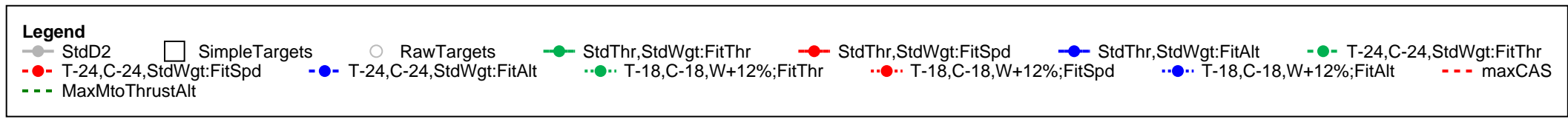
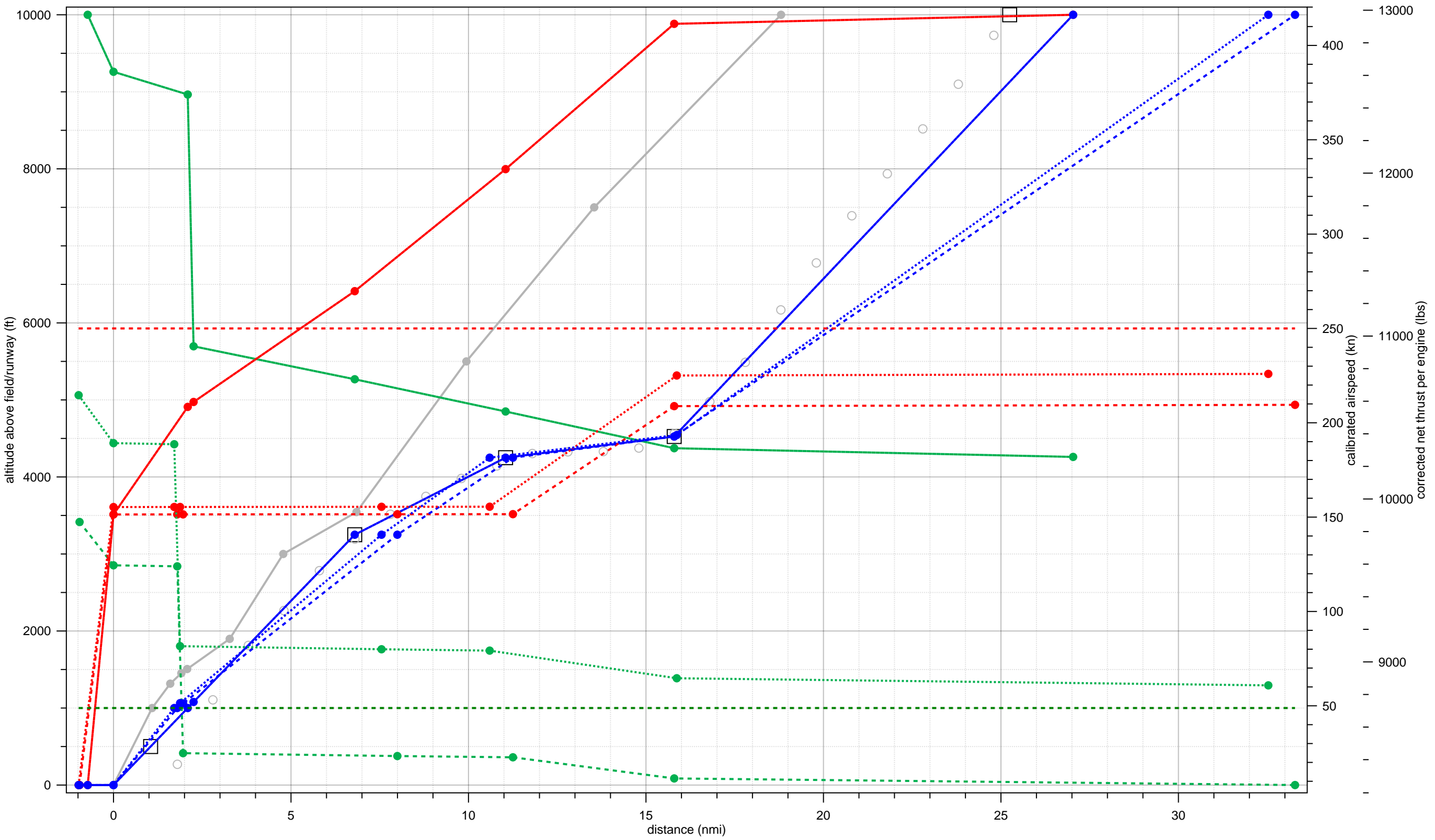
DC9Q9 fit to 43-D-B738-LJ-2-4000-3to9-9to18 (Standard Weight = 80%)



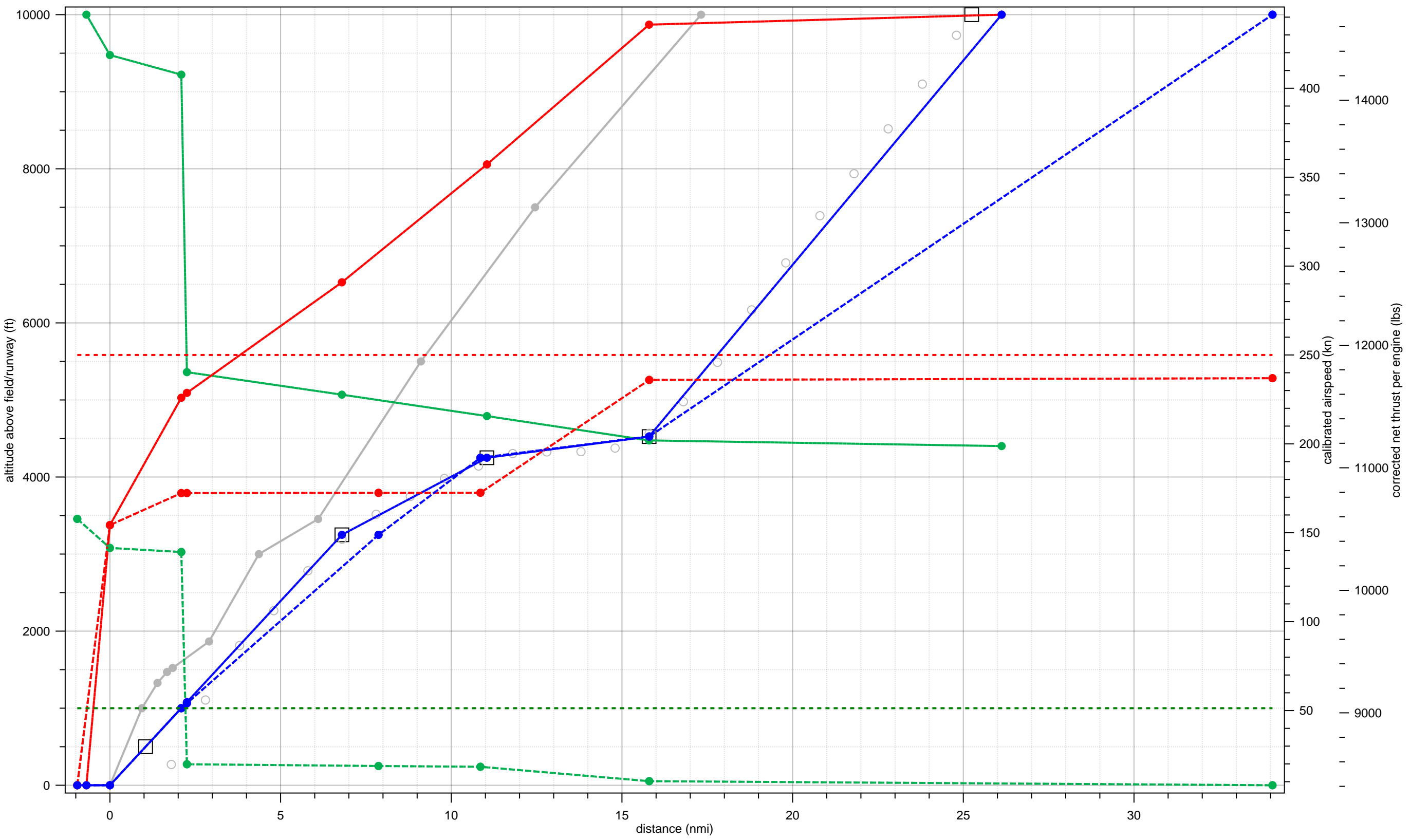
Legend

- StdD2 (Grey solid line with circles)
- SimpleTargets (White square)
- RawTargets (White circle)
- StdThr, StdWgt:FitThr (Green solid line with circles)
- StdThr, StdWgt:FitSpd (Red solid line with circles)
- StdThr, StdWgt:FitAlt (Blue solid line with circles)
- T-24, C-24, StdWgt:FitThr (Green dotted line with circles)
- T-24, C-24, StdWgt:FitSpd (Red dotted line with circles)
- T-24, C-24, StdWgt:FitAlt (Blue dotted line with circles)
- T-22, C-22, W+1%;FitThr (Green dash-dot line with circles)
- T-22, C-22, W+1%;FitSpd (Red dash-dot line with circles)
- T-22, C-22, W+1%;FitAlt (Blue dash-dot line with circles)
- maxCAS (Red dashed line)
- MaxMtoThrustAlt (Green dashed line)

DC93LW fit to 43-D-B738-LJ-2-4000-3to9-9to18 (Standard Weight = 76%)



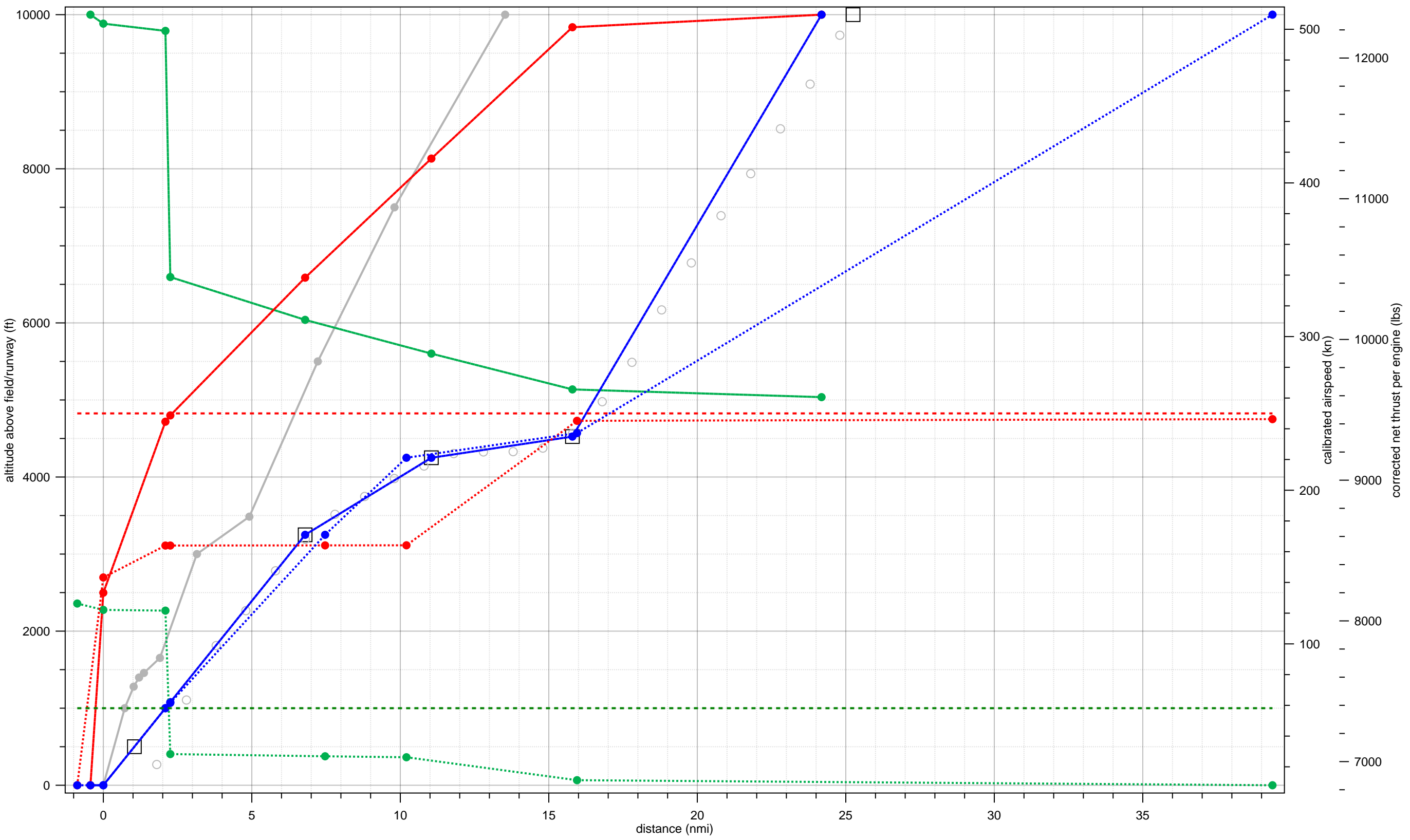
DC95HW fit to 43-D-B738-LJ-2-4000-3to9-9to18 (Standard Weight = 77%)



Legend

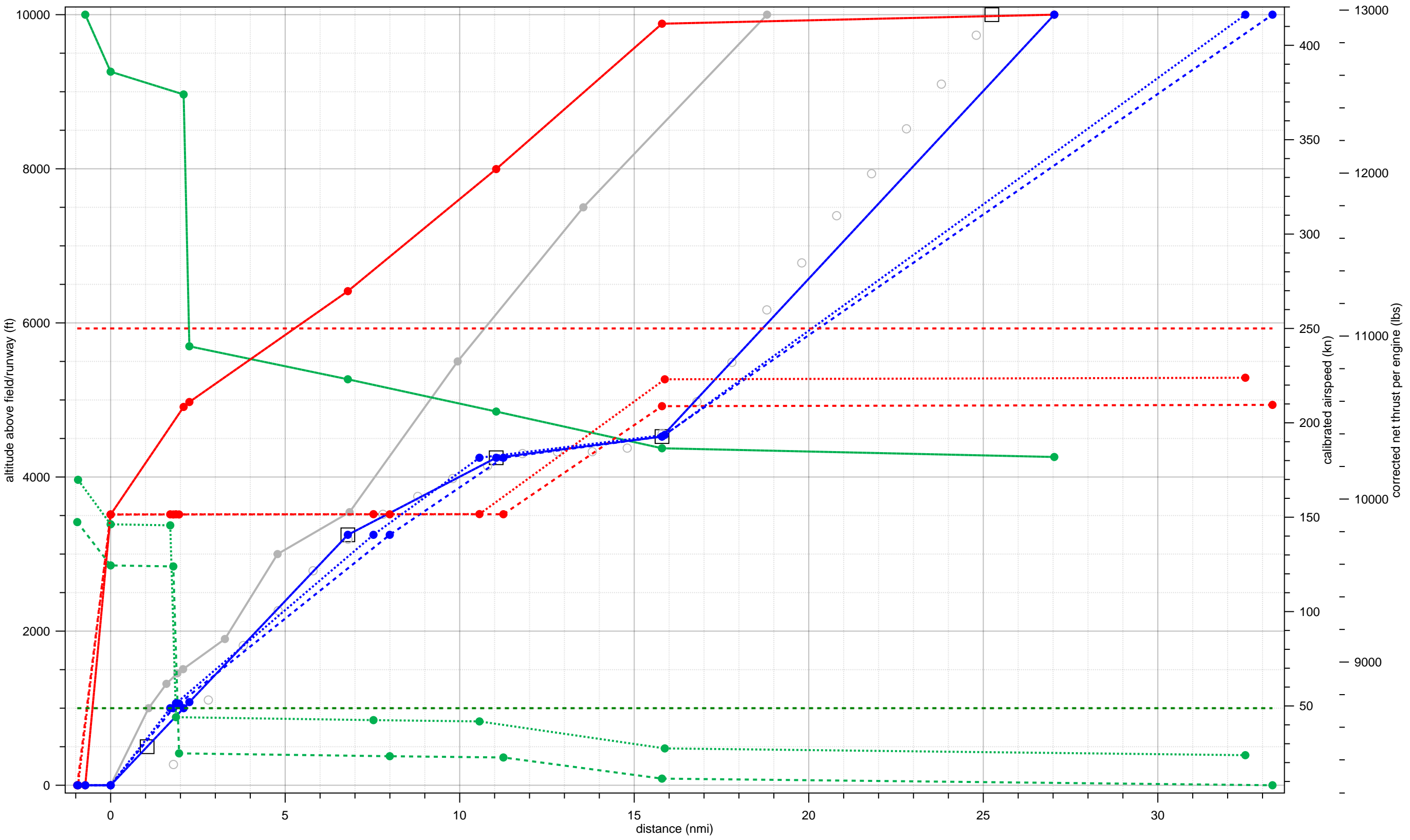
- StdD2 (Grey solid line with circles)
- SimpleTargets (White square)
- RawTargets (Open circle)
- StdThr, StdWgt: FitThr (Green solid line with circles)
- StdThr, StdWgt: FitSpd (Red solid line with circles)
- StdThr, StdWgt: FitAlt (Blue solid line with circles)
- T-28, C-28, StdWgt: FitThr (Green dashed line with circles)
- T-28, C-28, StdWgt: FitSpd (Red dashed line with circles)
- T-28, C-28, StdWgt: FitAlt (Blue dashed line with circles)
- T-28, C-28, W+0%; FitThr (Green dotted line with circles)
- T-28, C-28, W+0%; FitSpd (Red dotted line with circles)
- T-28, C-28, W+0%; FitAlt (Blue dotted line with circles)
- maxCAS (Red dashed horizontal line)
- MaxMtoThrustAlt (Green dashed horizontal line)

DC910 fit to 43-D-B738-LJ-2-4000-3to9-9to18 (Standard Weight = 59%)



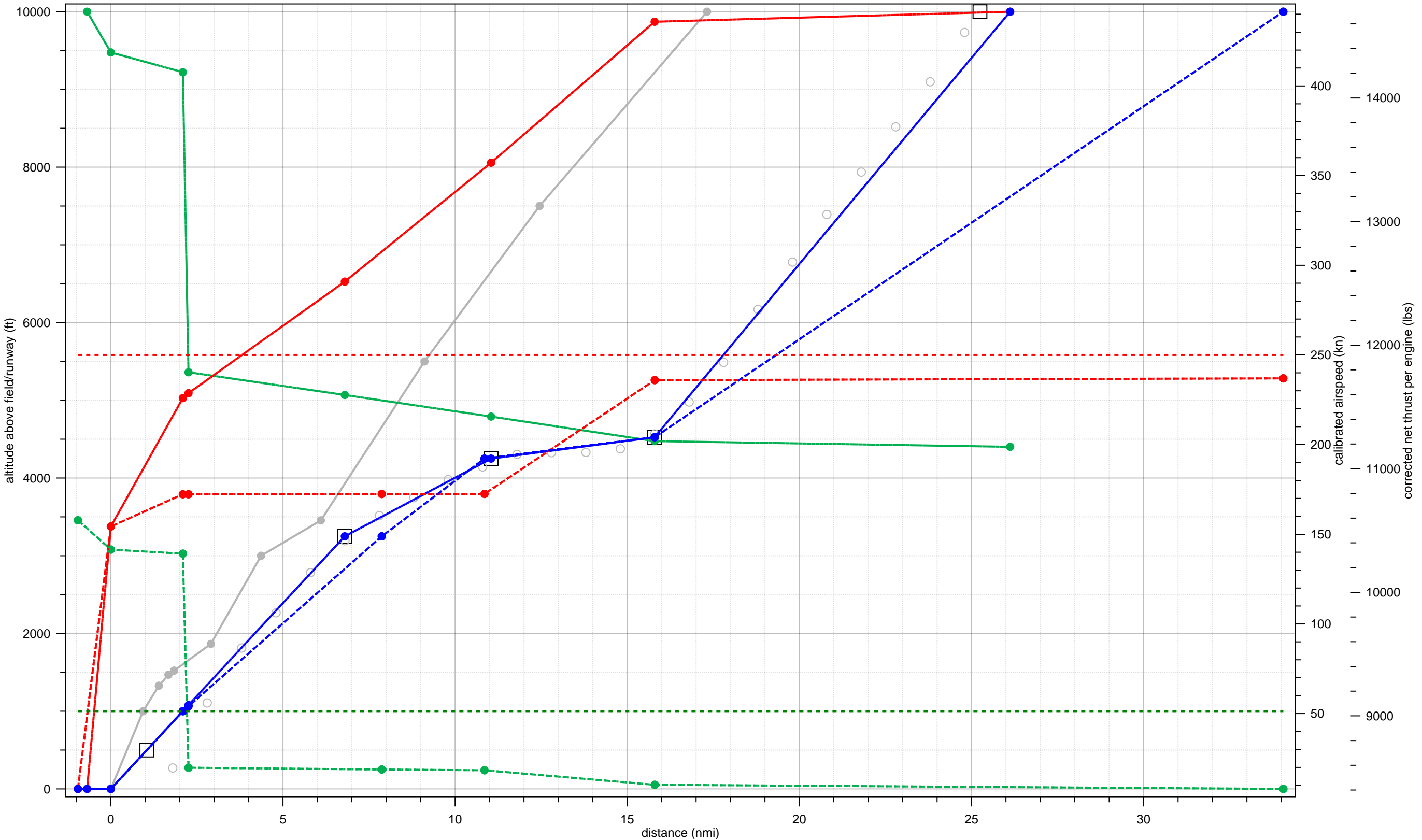
Legend						
StdD2	SimpleTargets	RawTargets	StdThr,StdWgt:FitThr	StdThr,StdWgt:FitSpd	StdThr,StdWgt:FitAlt	T-34,C-34,W+39%;FitThr
T-34,C-34,W+39%;FitSpd	T-34,C-34,W+39%;FitAlt	maxCAS	MaxMtoThrustAlt			

DC930 fit to 43-D-B738-LJ-2-4000-3to9-9to18 (Standard Weight = 80%)



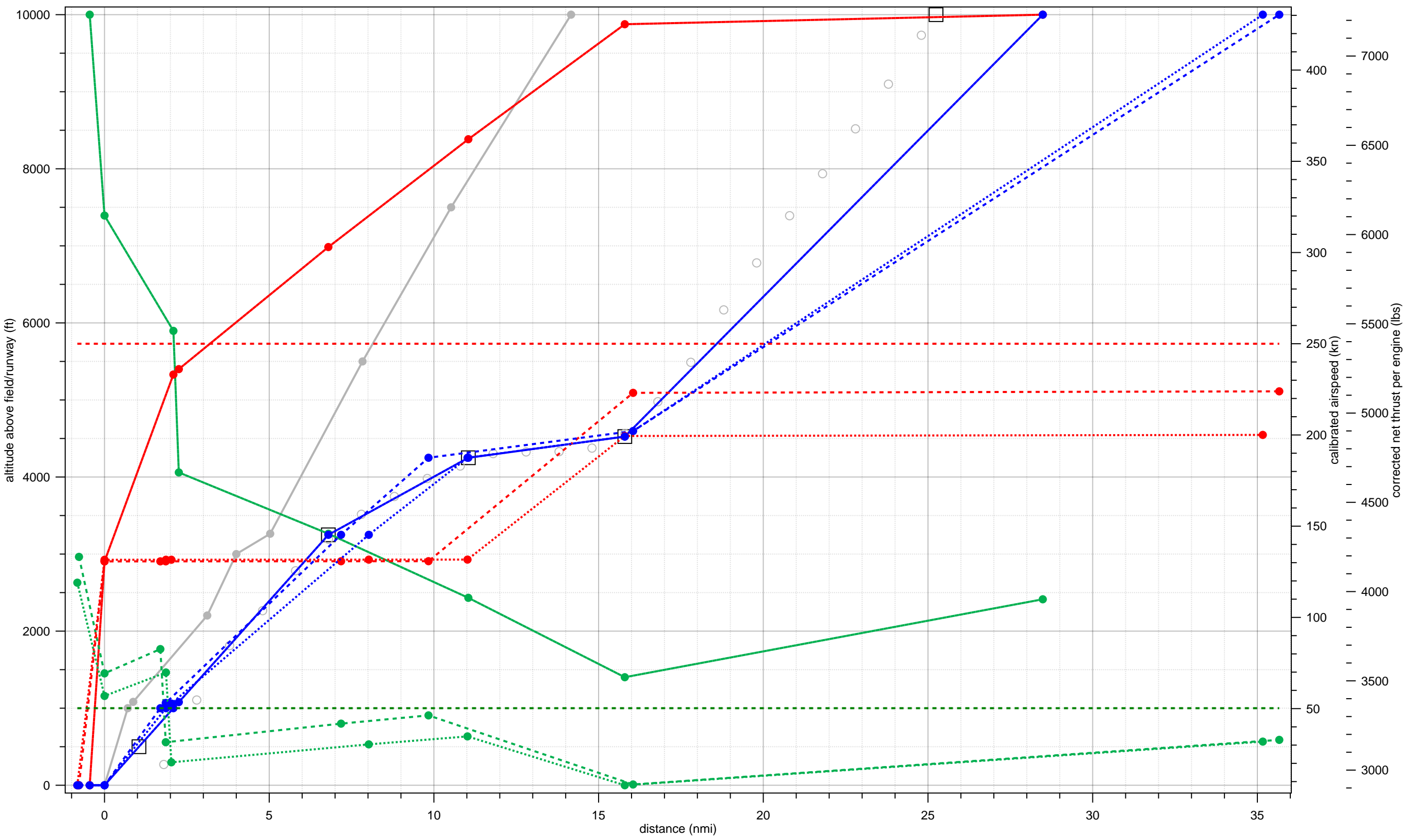
Legend										
—●— StdD2	□ SimpleTargets	○ RawTargets	—●— StdThr,StdWgt:FitThr	—●— StdThr,StdWgt:FitSpd	—●— StdThr,StdWgt:FitAlt	—●— T-24,C-24,StdWgt:FitThr				
- - -●- - - T-24,C-24,StdWgt:FitSpd	- - -●- - - T-24,C-24,StdWgt:FitAlt	- - -○- - - T-22,C-22,W+1%;FitThr	- - -●- - - T-22,C-22,W+1%;FitSpd	- - -●- - - T-22,C-22,W+1%;FitAlt	- - - - - maxCAS	- - - - - MaxMtoThrustAlt				

DC950 fit to 43-D-B738-LJ-2-4000-3to9-9to18 (Standard Weight = 77%)



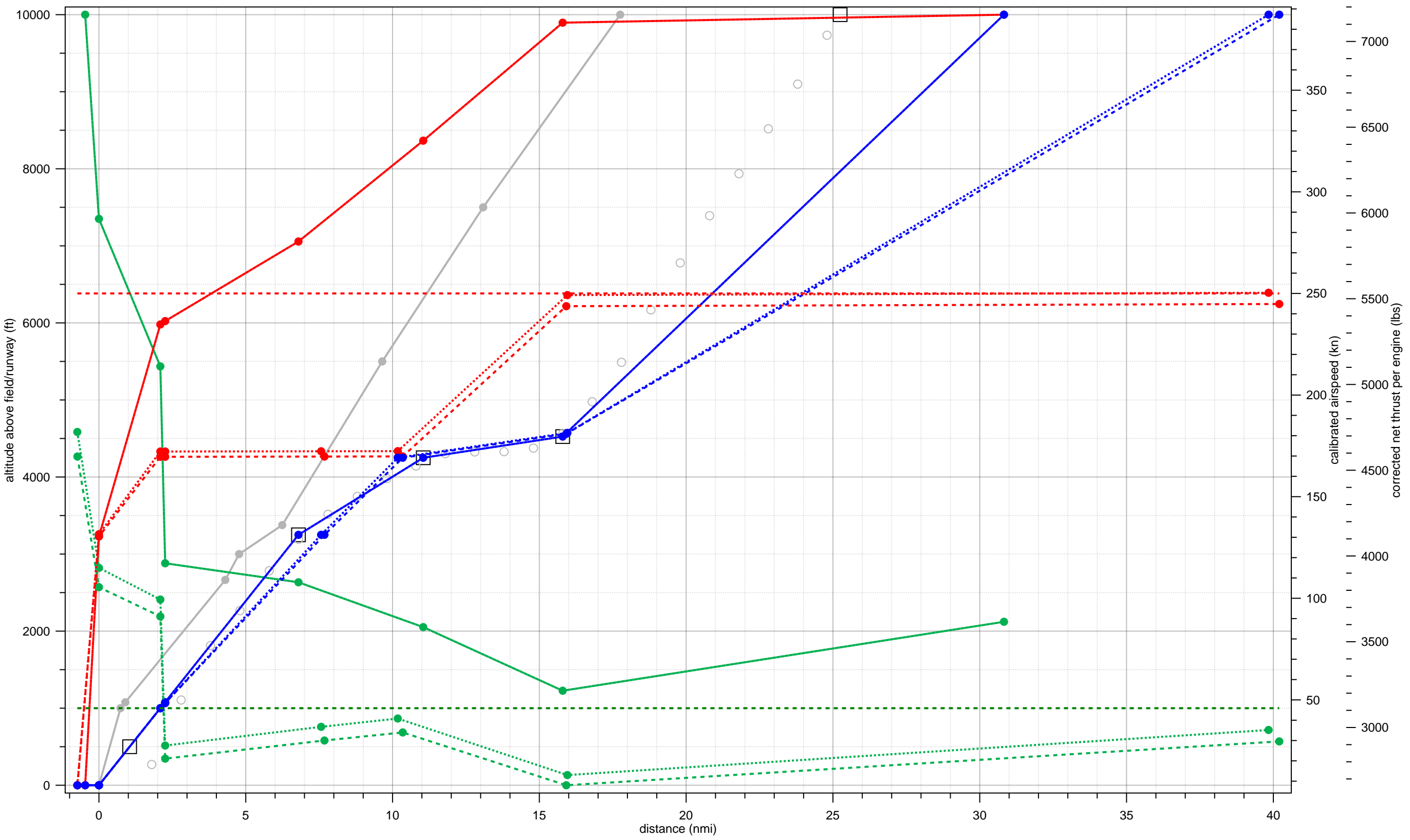
Legend											
StdD2	SimpleTargets	RawTargets	StdThr,StdWgt:FitThr	StdThr,StdWgt:FitSpd	StdThr,StdWgt:FitAlt	T-28,C-28,StdWgt:FitThr	T-28,C-28,W+0%;FitThr	T-28,C-28,W+0%;FitSpd	T-28,C-28,W+0%;FitAlt	maxCAS	MaxMtoThrustAlt

EMB14L fit to 43-D-B738-LJ-2-4000-3to9-9to18 (Standard Weight = 60%)



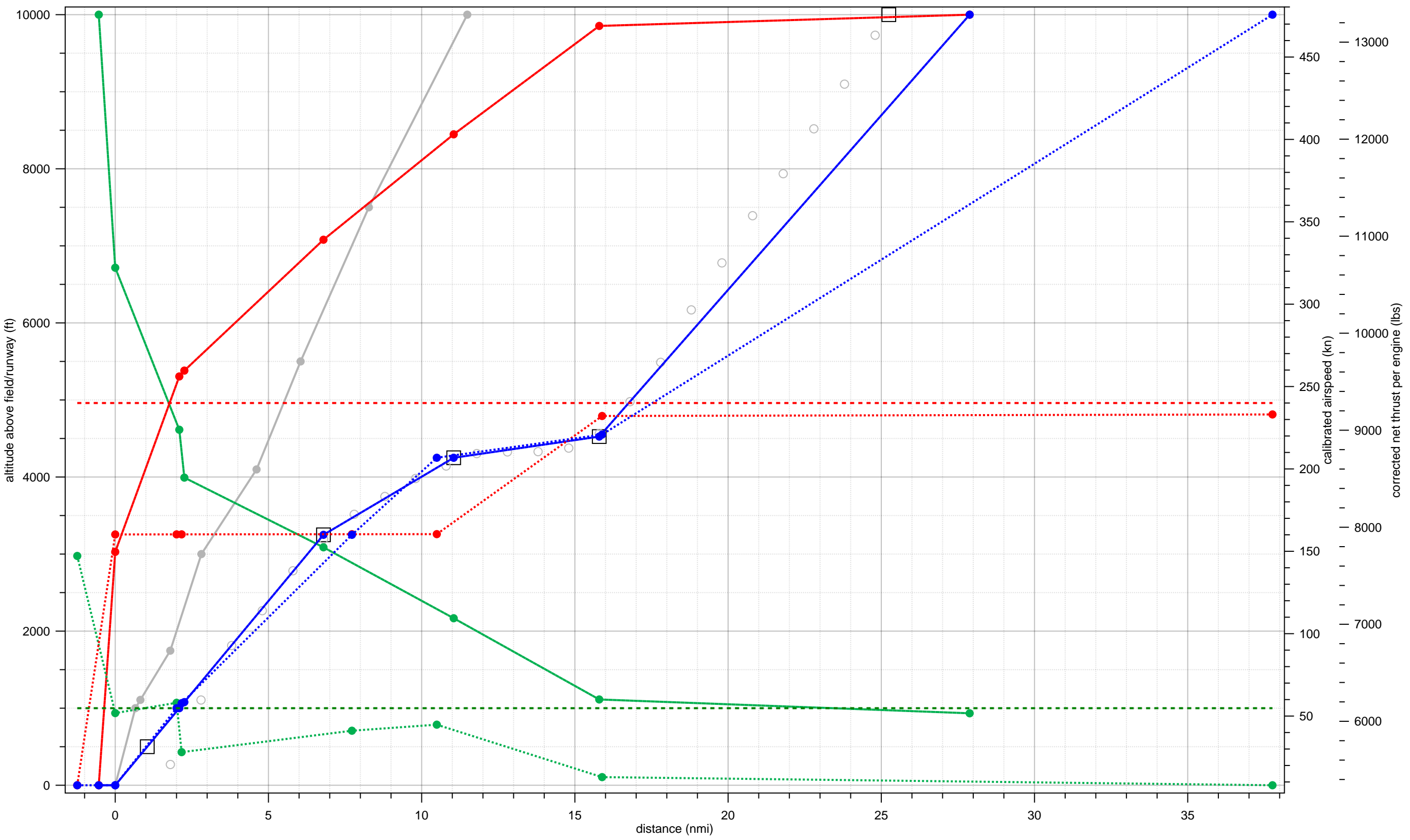
Legend													
—●— StdD2	□ SimpleTargets	○ RawTargets	—●— StdThr, StdWgt: FitThr	—●— StdThr, StdWgt: FitSpd	—●— StdThr, StdWgt: FitAlt	—●— T-42, C-42, StdWgt: FitThr	—●— T-42, C-42, StdWgt: FitSpd	—●— T-42, C-42, StdWgt: FitAlt	—●— T-44, C-44, W+3%; FitThr	—●— T-44, C-44, W+3%; FitSpd	—●— T-44, C-44, W+3%; FitAlt	—●— maxCAS	—●— MaxMtoThrustAlt

EMB145 fit to 43-D-B738-LJ-2-4000-3to9-9to18 (Standard Weight = 62%)



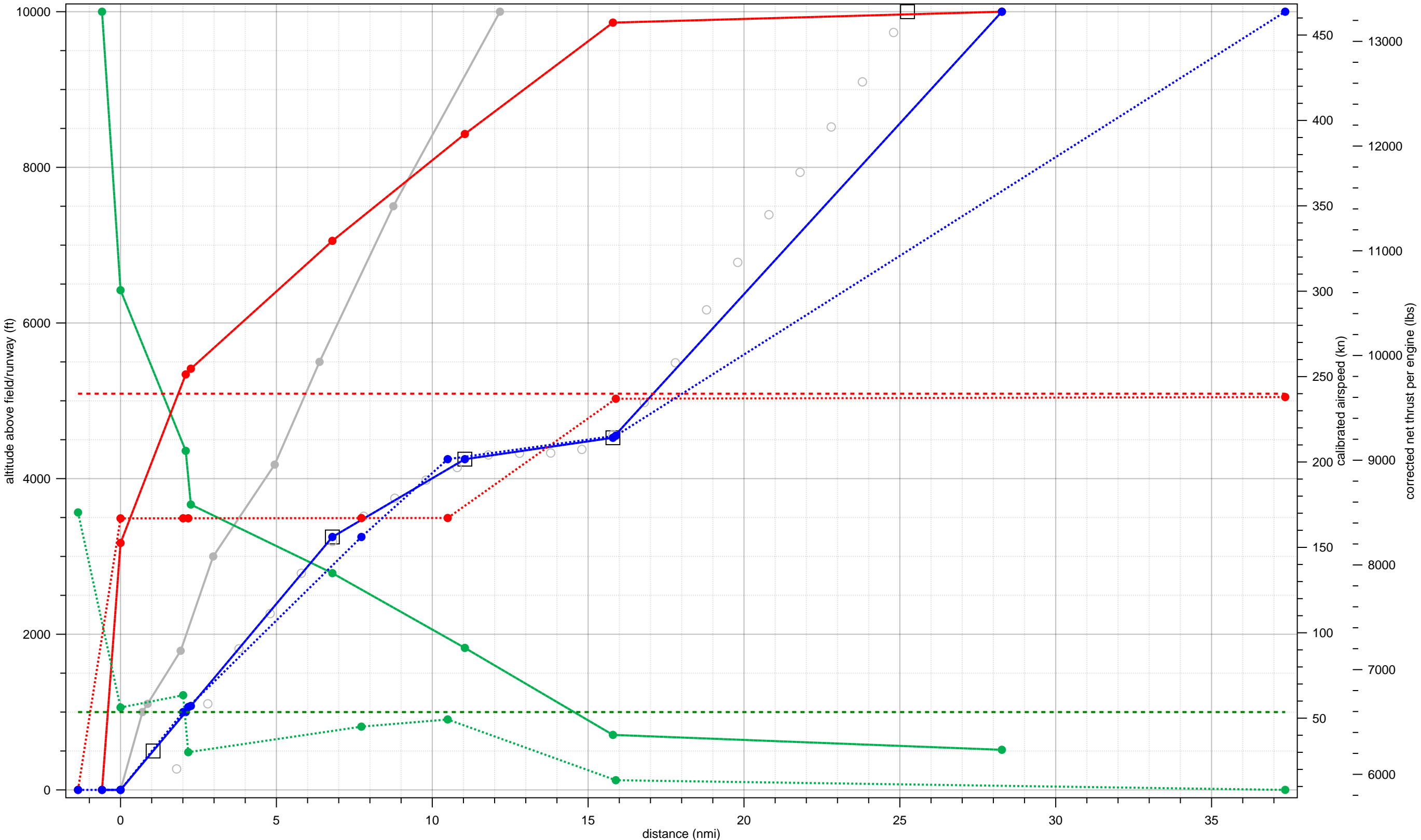
Legend												
StdD2	SimpleTargets	RawTargets	StdThr, StdWgt: FitThr	StdThr, StdWgt: FitSpd	StdThr, StdWgt: FitAlt	T-36, C-36, StdWgt: FitThr	T-36, C-36, StdWgt: FitSpd	T-34, C-34, W+5%; FitThr	T-34, C-34, W+5%; FitSpd	T-34, C-34, W+5%; FitAlt	maxCAS	MaxMtoThrustAlt

EMB170 fit to 43-D-B738-LJ-2-4000-3to9-9to18 (Standard Weight = 56%)



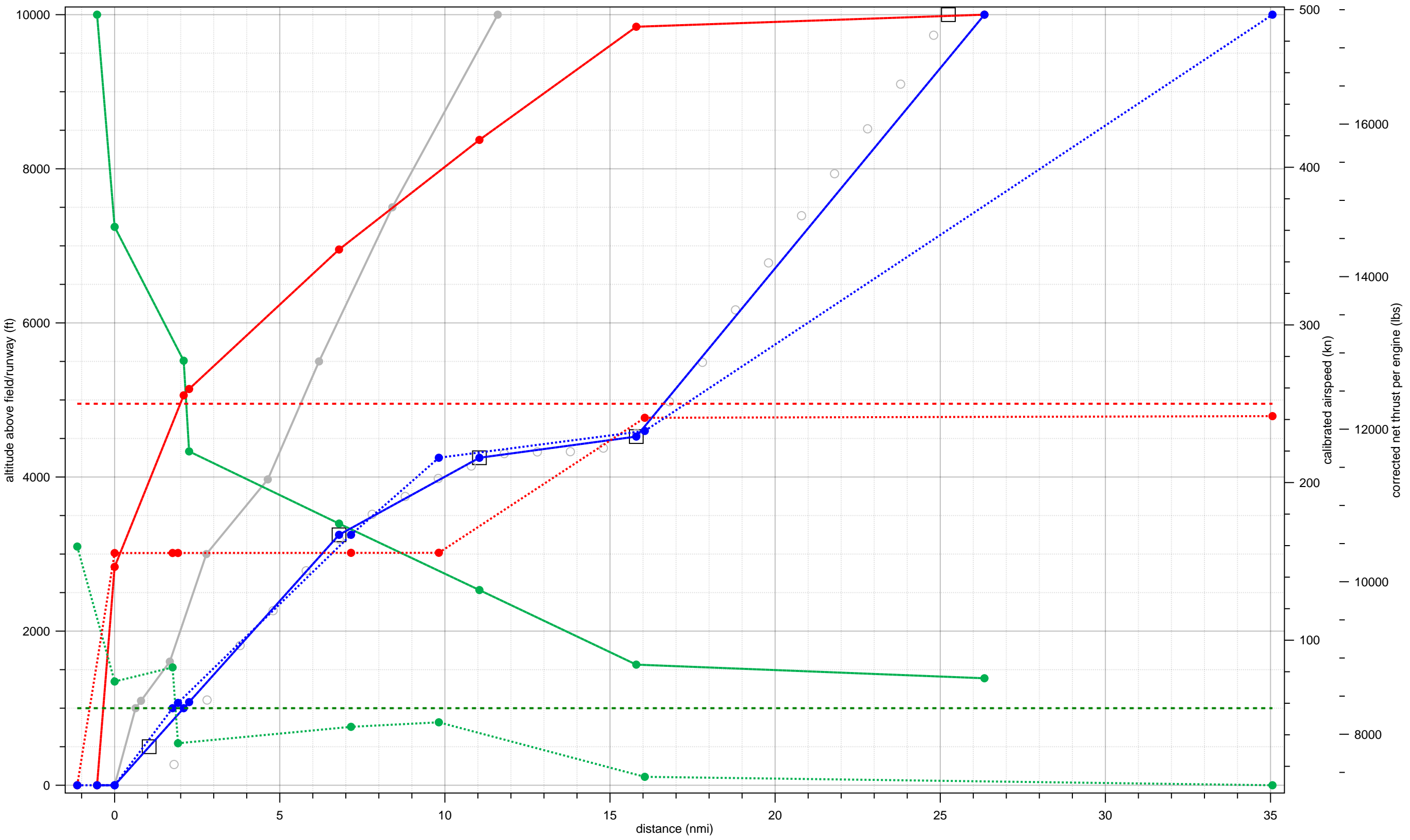
Legend						
—●— StdD2	□ SimpleTargets	○ RawTargets	—●— StdThr,StdWgt:FitThr	—●— StdThr,StdWgt:FitSpd	—●— StdThr,StdWgt:FitAlt	—●— T-42,C-42,W+28%;FitThr
—●— T-42,C-42,W+28%;FitSpd	—●— T-42,C-42,W+28%;FitAlt	- - - maxCAS	- - - MaxMtoThrustAlt			

EMB175 fit to 43-D-B738-LJ-2-4000-3to9-9to18 (Standard Weight = 59%)



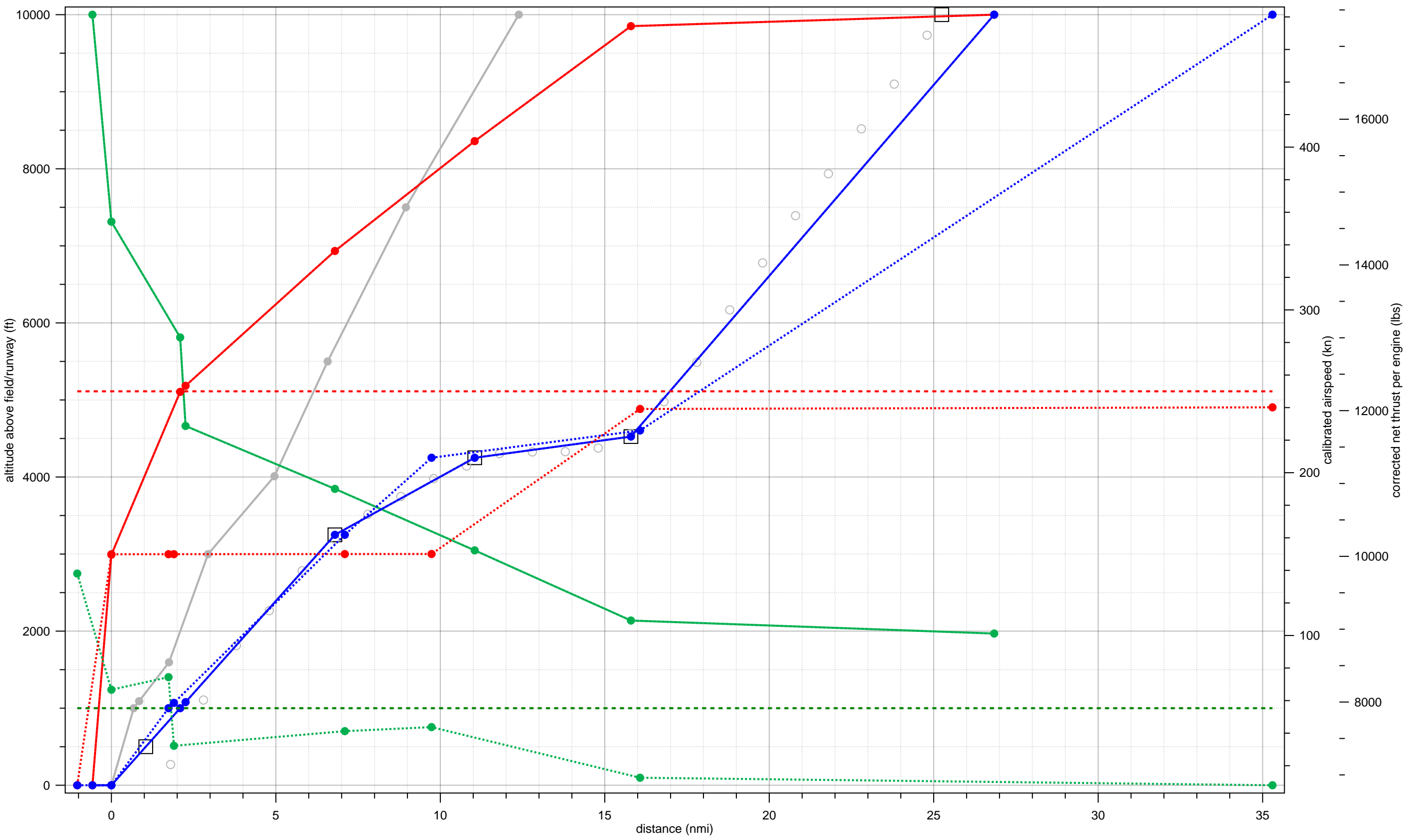
Legend						
StdD2	SimpleTargets	RawTargets	StdThr,StdWgt;FitThr	StdThr,StdWgt;FitSpd	StdThr,StdWgt;FitAlt	T-36,C-36,W+36%;FitThr
T-36,C-36,W+36%;FitSpd	T-36,C-36,W+36%;FitAlt	maxCAS	MaxMtoThrustAlt			

EMB190 fit to 43-D-B738-LJ-2-4000-3to9-9to18 (Standard Weight = 49%)



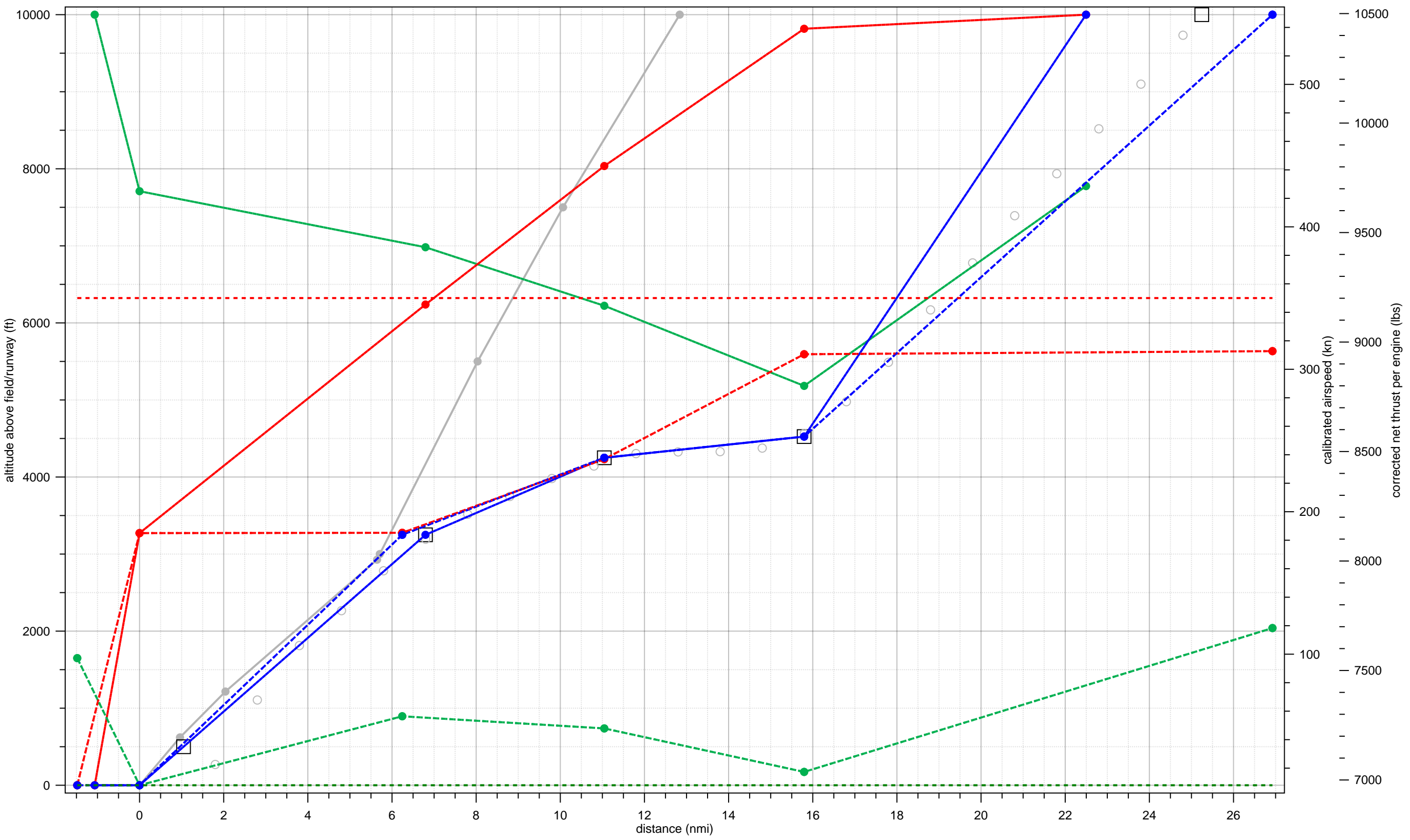
Legend						
—●— StdD2	□ SimpleTargets	○ RawTargets	—●— StdThr,StdWgt:FitThr	—●— StdThr,StdWgt:FitSpd	—●— StdThr,StdWgt:FitAlt	—●— T-40,C-40,W+21%;FitThr
—●— T-40,C-40,W+21%;FitSpd	—●— T-40,C-40,W+21%;FitAlt	— — — maxCAS	— — — MaxMtoThrustAlt			

EMB195 fit to 43-D-B738-LJ-2-4000-3to9-9to18 (Standard Weight = 55%)



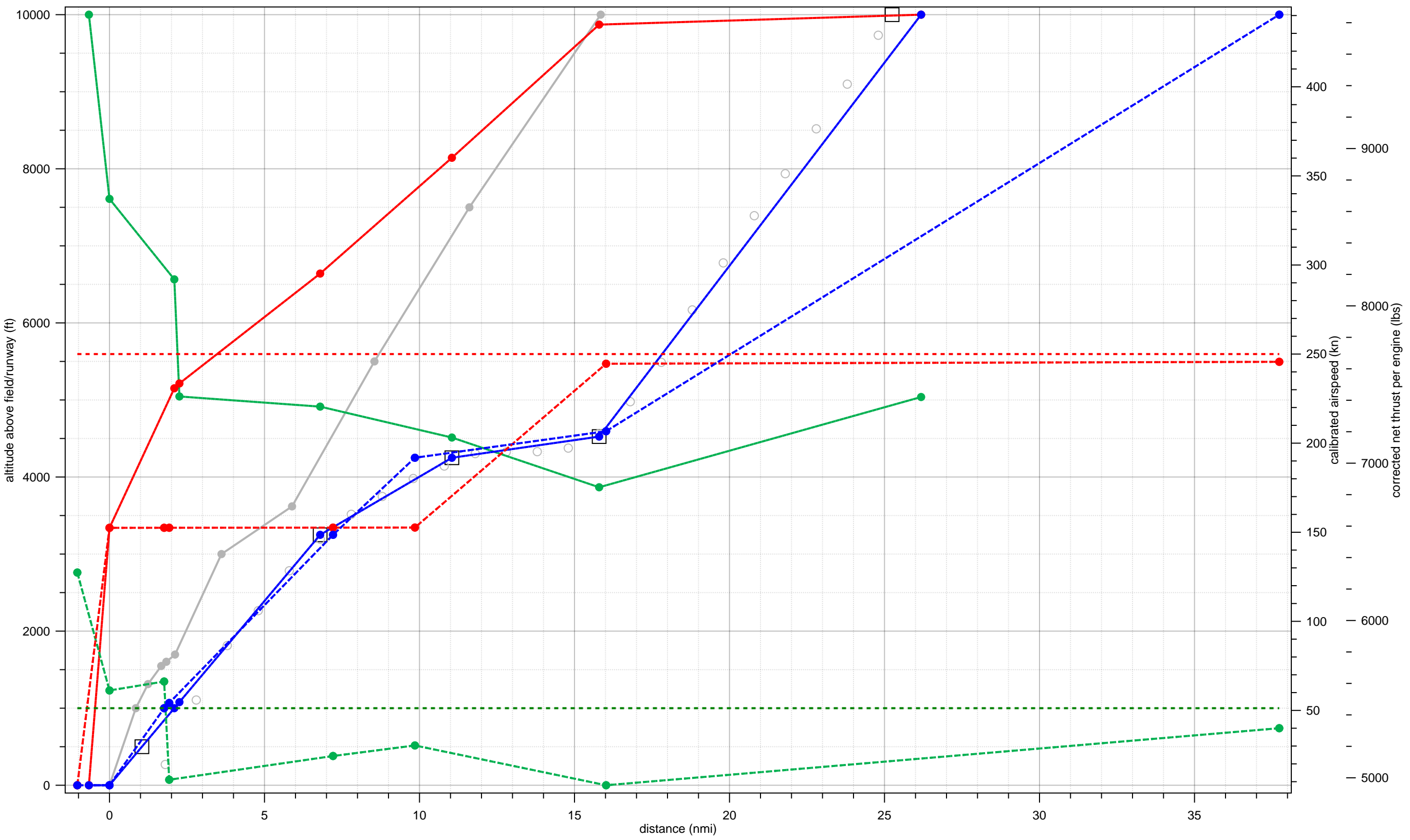
Legend						
—●— StdD2	□ SimpleTargets	○ RawTargets	—●— StdThr,StdWgt:FitThr	—●— StdThr,StdWgt:FitSpd	—●— StdThr,StdWgt:FitAlt	—●— T-44,C-44,W+1%;FitThr
—●— T-44,C-44,W+1%;FitSpd	—●— T-44,C-44,W+1%;FitAlt	—●— maxCAS	—●— MaxMtoThrustAlt			

F4C fit to 43-D-B738-LJ-2-4000-3to9-9to18 (Standard Weight = 100%)



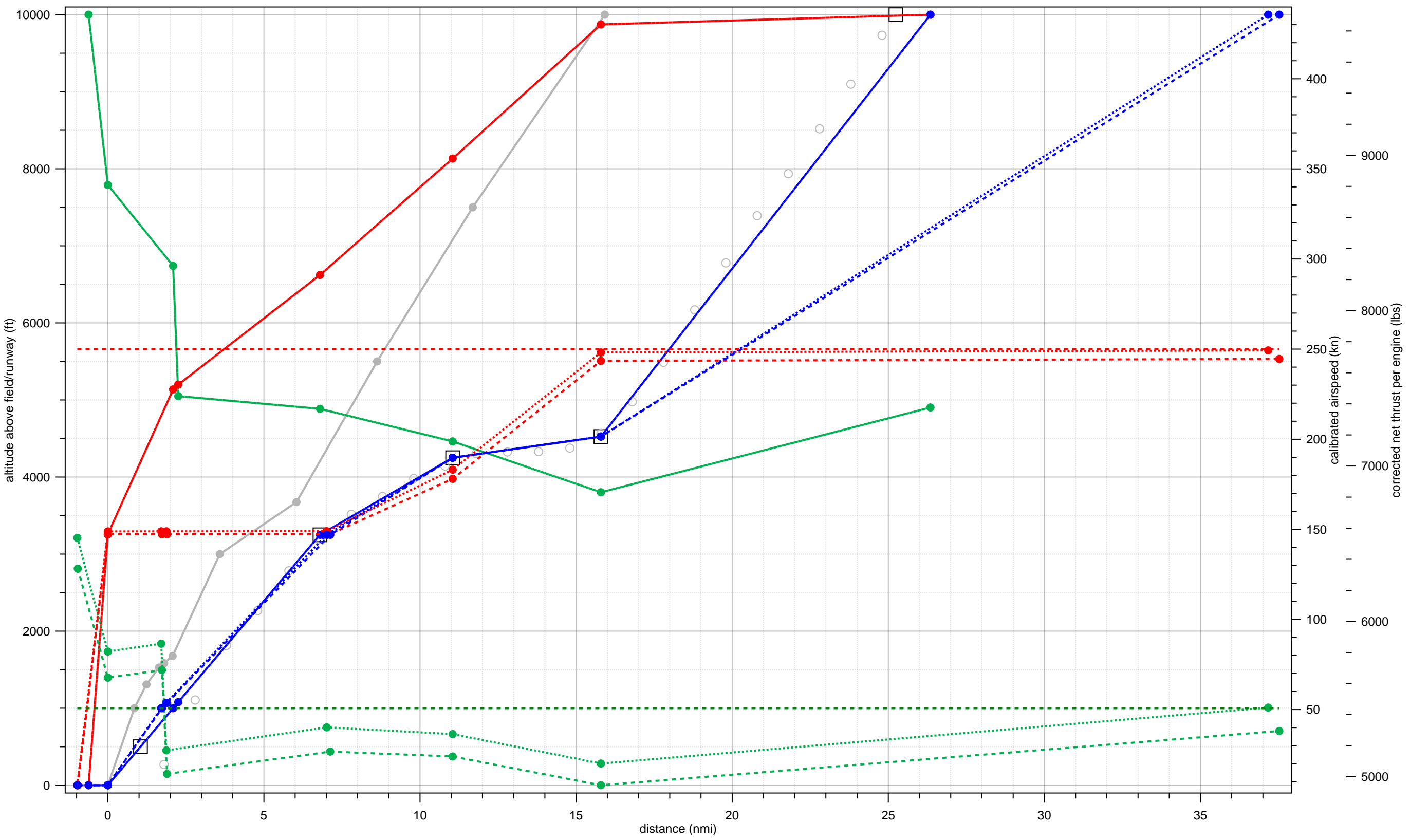
Legend											
● StdD2	□ SimpleTargets	○ RawTargets	● StdThr, StdWgt:FitThr	● StdThr, StdWgt:FitSpd	● StdThr, StdWgt:FitAlt	● T-28, C-28, StdWgt:FitThr	● T-28, C-28, W+0%;FitThr	● T-28, C-28, W+0%;FitSpd	● T-28, C-28, W+0%;FitAlt	● maxCAS	● MaxMtoThrustAlt

F28MK2 fit to 43-D-B738-LJ-2-4000-3to9-9to18 (Standard Weight = 96%)



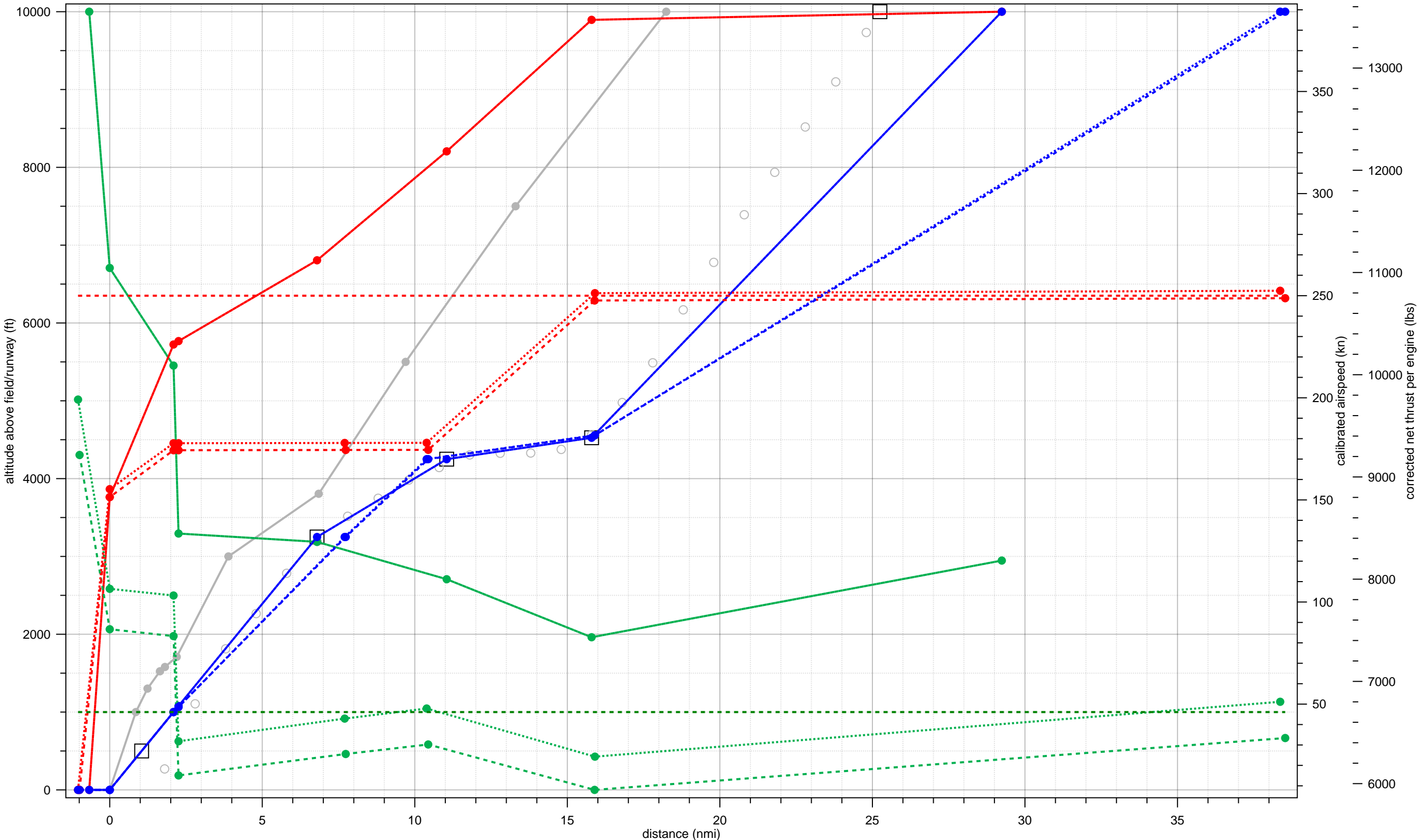
Legend									
● StdD2	□ SimpleTargets	○ RawTargets	● StdThr,StdWgt:FitThr	● StdThr,StdWgt:FitSpd	● StdThr,StdWgt:FitAlt	● T-36,C-36,StdWgt:FitThr			
● T-36,C-36,StdWgt:FitSpd	● T-36,C-36,StdWgt:FitAlt	● T-36,C-36,W+0%;FitThr	● T-36,C-36,W+0%;FitSpd	● T-36,C-36,W+0%;FitAlt	--- maxCAS	--- MaxMtoThrustAlt			

F28MK4 fit to 43-D-B738-LJ-2-4000-3to9-9to18 (Standard Weight = 80%)



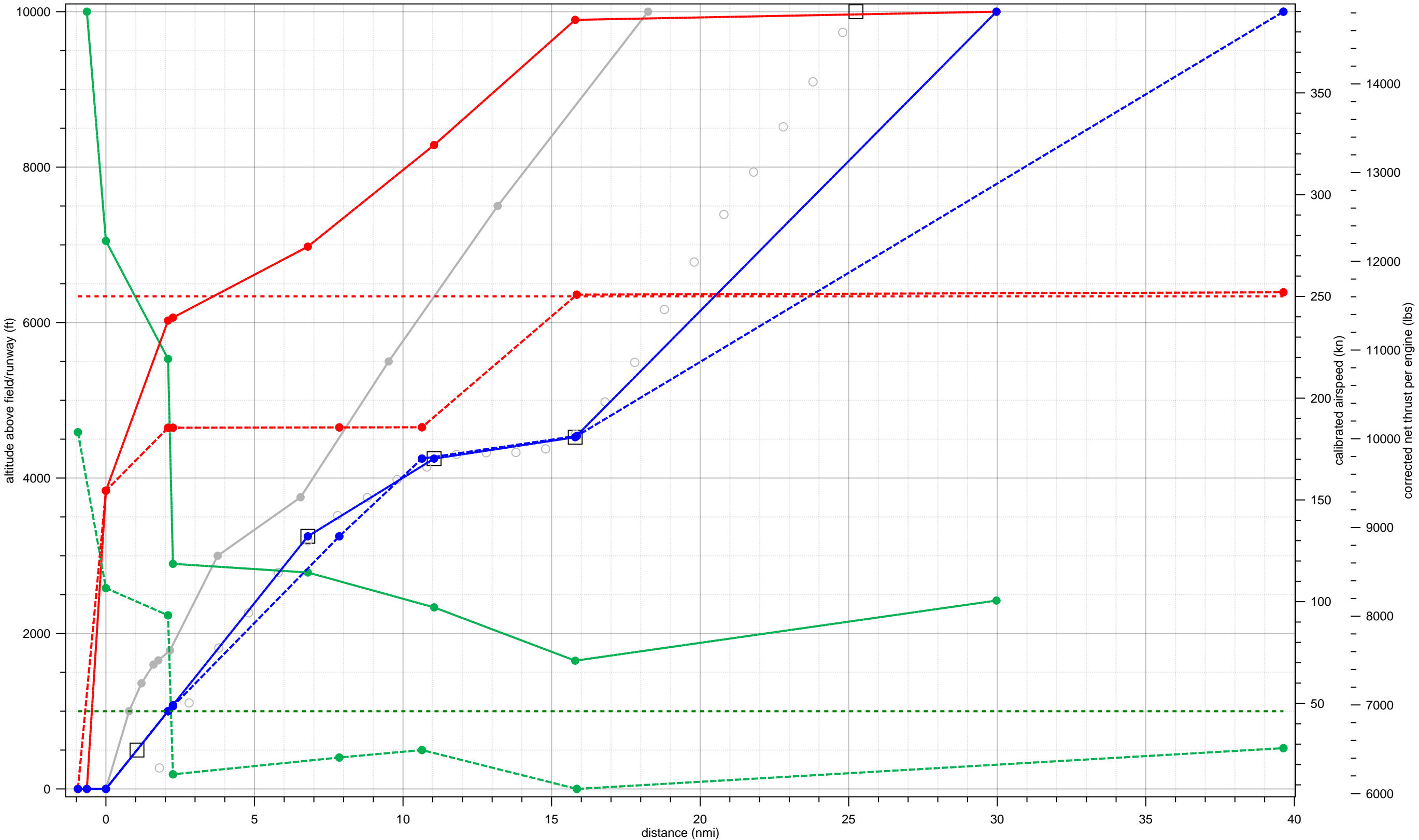
Legend									
—●— StdD2	□ SimpleTargets	○ RawTargets	—●— StdThr,StdWgt:FitThr	—●— StdThr,StdWgt:FitSpd	—●— StdThr,StdWgt:FitAlt	—●— T-36,C-36,StdWgt:FitThr			
—●— T-36,C-36,StdWgt:FitSpd	—●— T-36,C-36,StdWgt:FitAlt	—●— T-34,C-34,W+5%:FitThr	—●— T-34,C-34,W+5%:FitSpd	—●— T-34,C-34,W+5%:FitAlt	—●— maxCAS	—●— MaxMtoThrustAlt			

F10062 fit to 43-D-B738-LJ-2-4000-3to9-9to18 (Standard Weight = 84%)



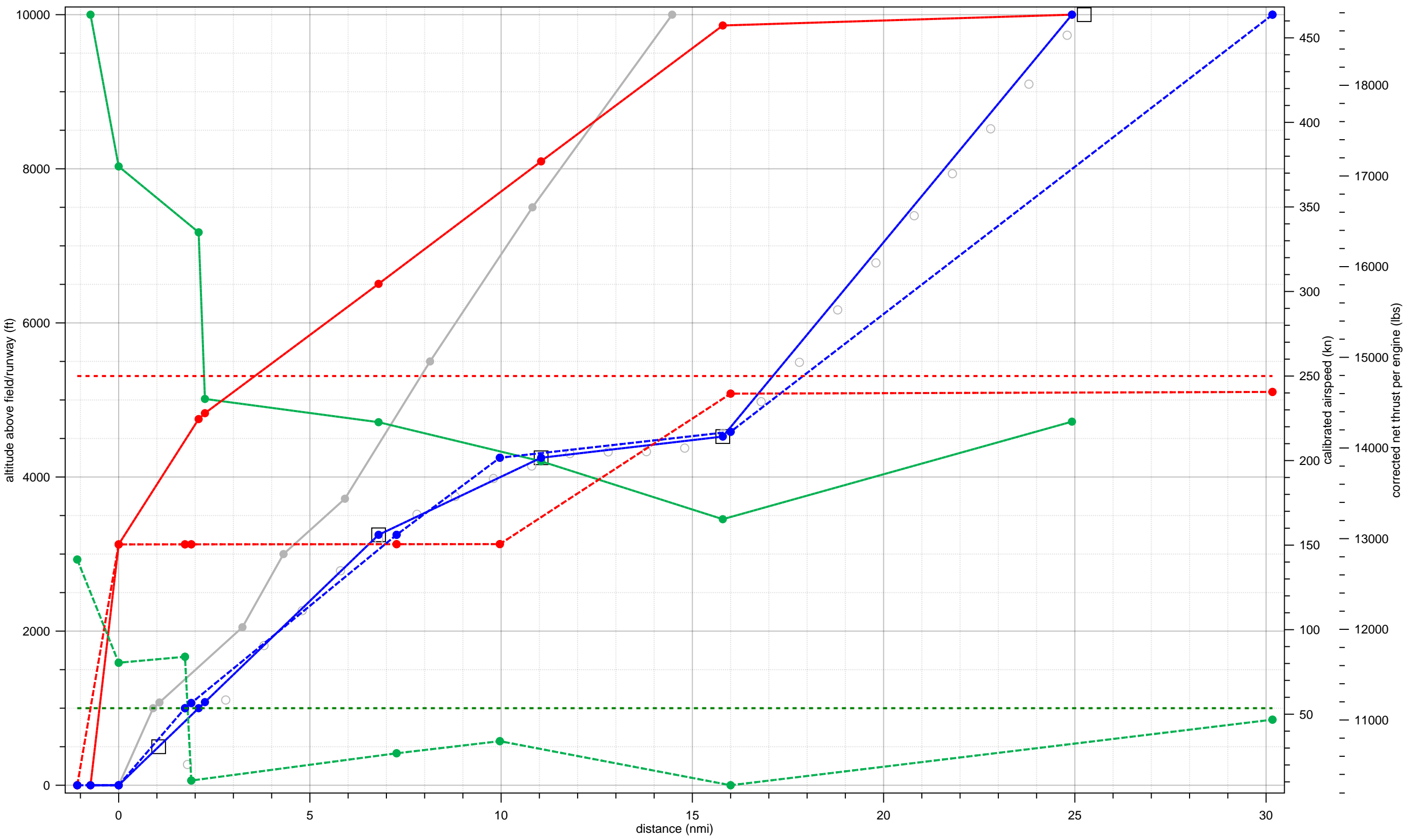
Legend													
StdD2	SimpleTargets	RawTargets	StdThr,StdWgt:FitThr	StdThr,StdWgt:FitSpd	StdThr,StdWgt:FitAlt	T-32,C-32,StdWgt:FitThr	T-28,C-28,W+8%;FitThr	T-32,C-32,StdWgt:FitSpd	T-28,C-28,W+8%;FitSpd	T-32,C-32,StdWgt:FitAlt	T-28,C-28,W+8%;FitAlt	maxCAS	MaxMtoThrustAlt

F10065 fit to 43-D-B738-LJ-2-4000-3to9-9to18 (Standard Weight = 83%)



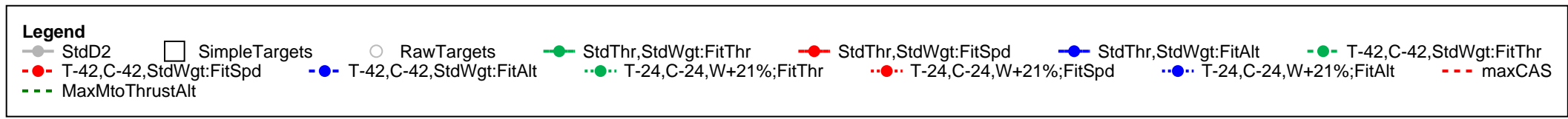
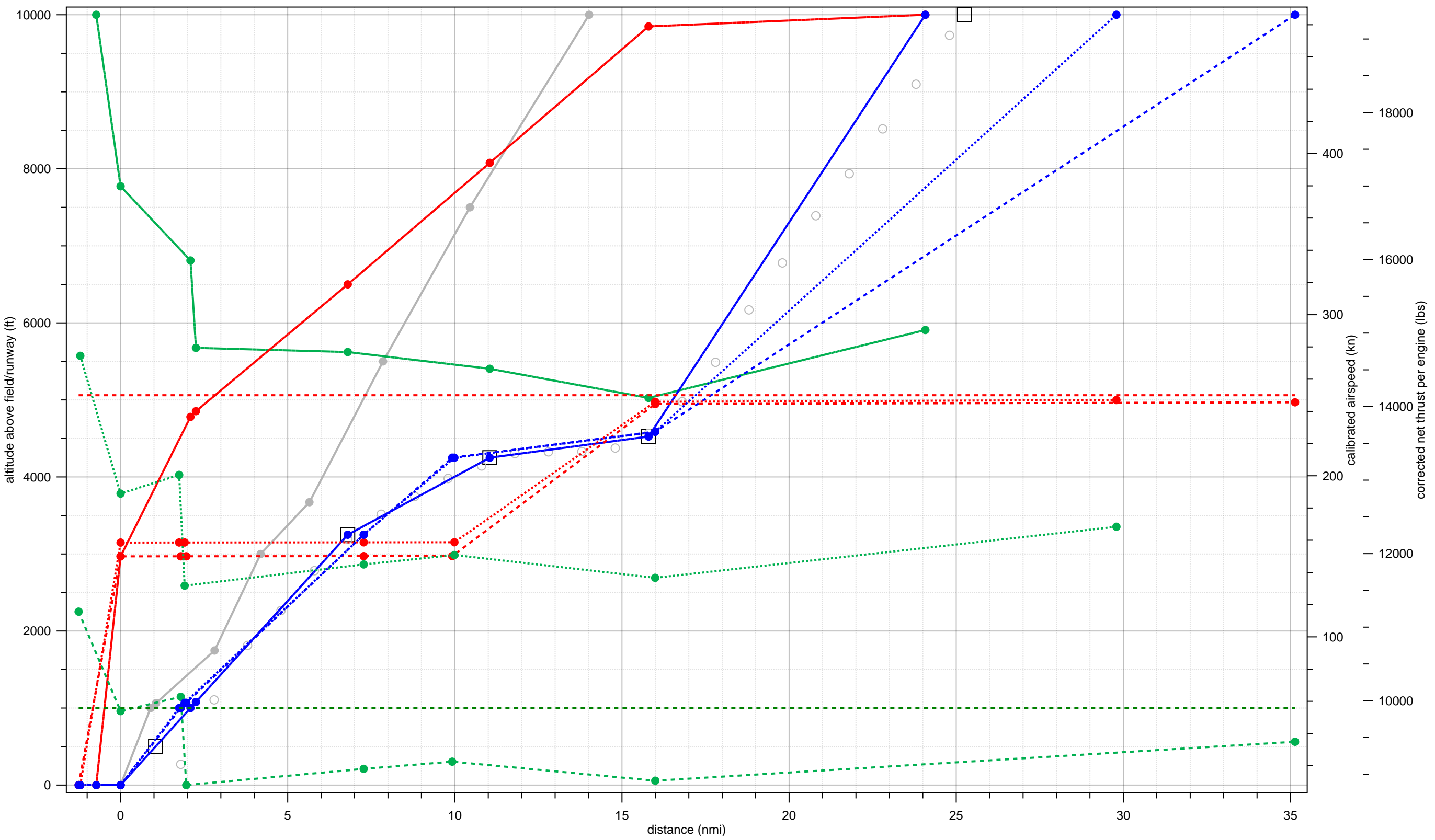
Legend											
StdD2	SimpleTargets	RawTargets	StdThr,StdWgt:FitThr	StdThr,StdWgt:FitSpd	StdThr,StdWgt:FitAlt	T-32,C-32,StdWgt:FitThr	T-32,C-32,W+0%;FitThr	T-32,C-32,W+0%;FitSpd	T-32,C-32,W+0%;FitAlt	maxCAS	MaxMtoThrustAlt

MD81 fit to 43-D-B738-LJ-2-4000-3to9-9to18 (Standard Weight = 80%)

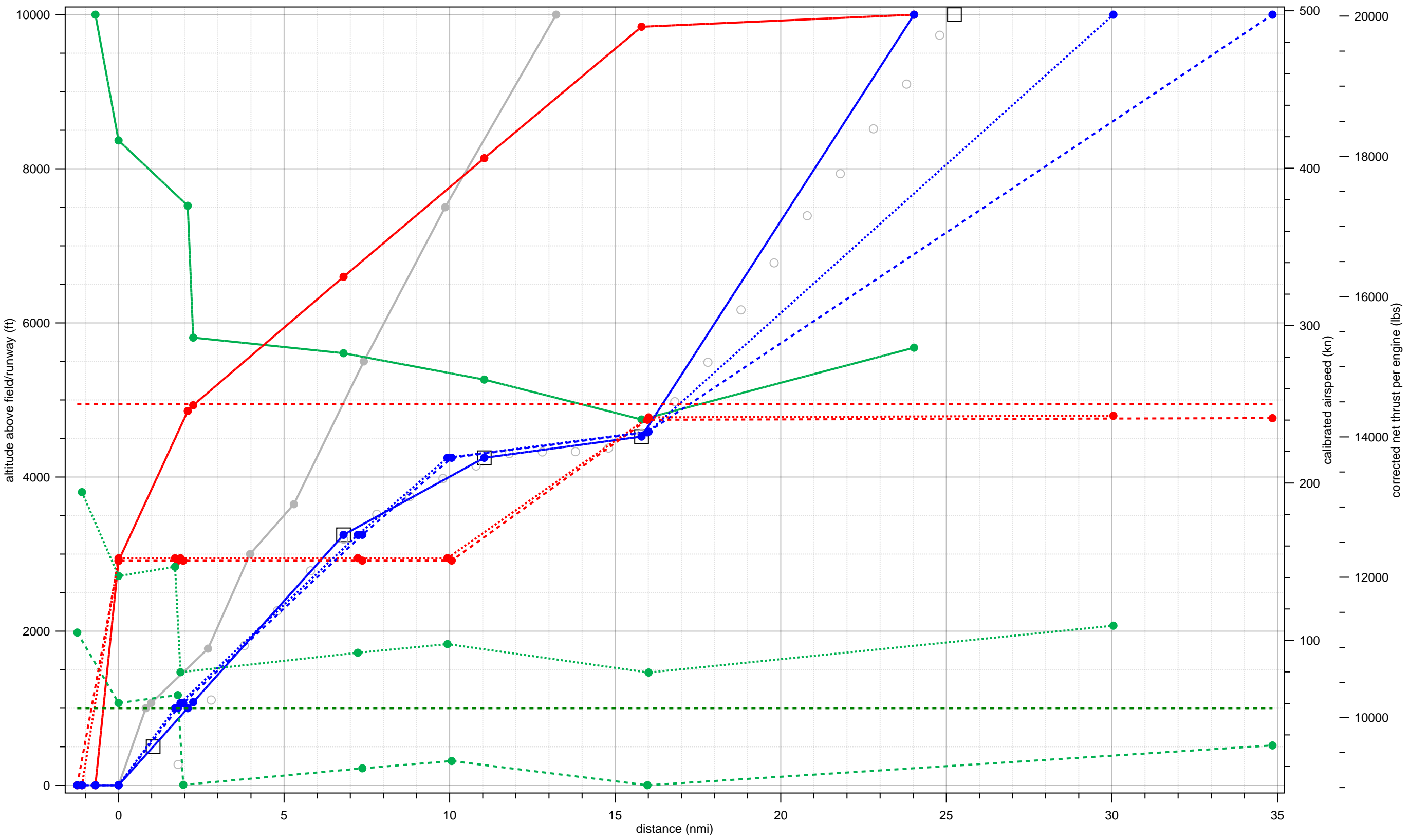


Legend											
StdD2	SimpleTargets	RawTargets	StdThr,StdWgt:FitThr	StdThr,StdWgt:FitSpd	StdThr,StdWgt:FitAlt	T-32,C-32,StdWgt:FitThr	T-32,C-32,W+0%;FitThr	T-32,C-32,W+0%;FitSpd	T-32,C-32,W+0%;FitAlt	maxCAS	MaxMtoThrustAlt

MD82 fit to 43-D-B738-LJ-2-4000-3to9-9to18 (Standard Weight = 69%)

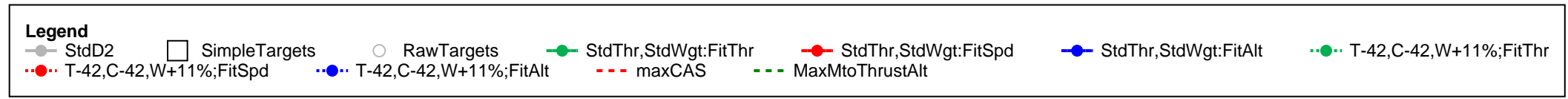
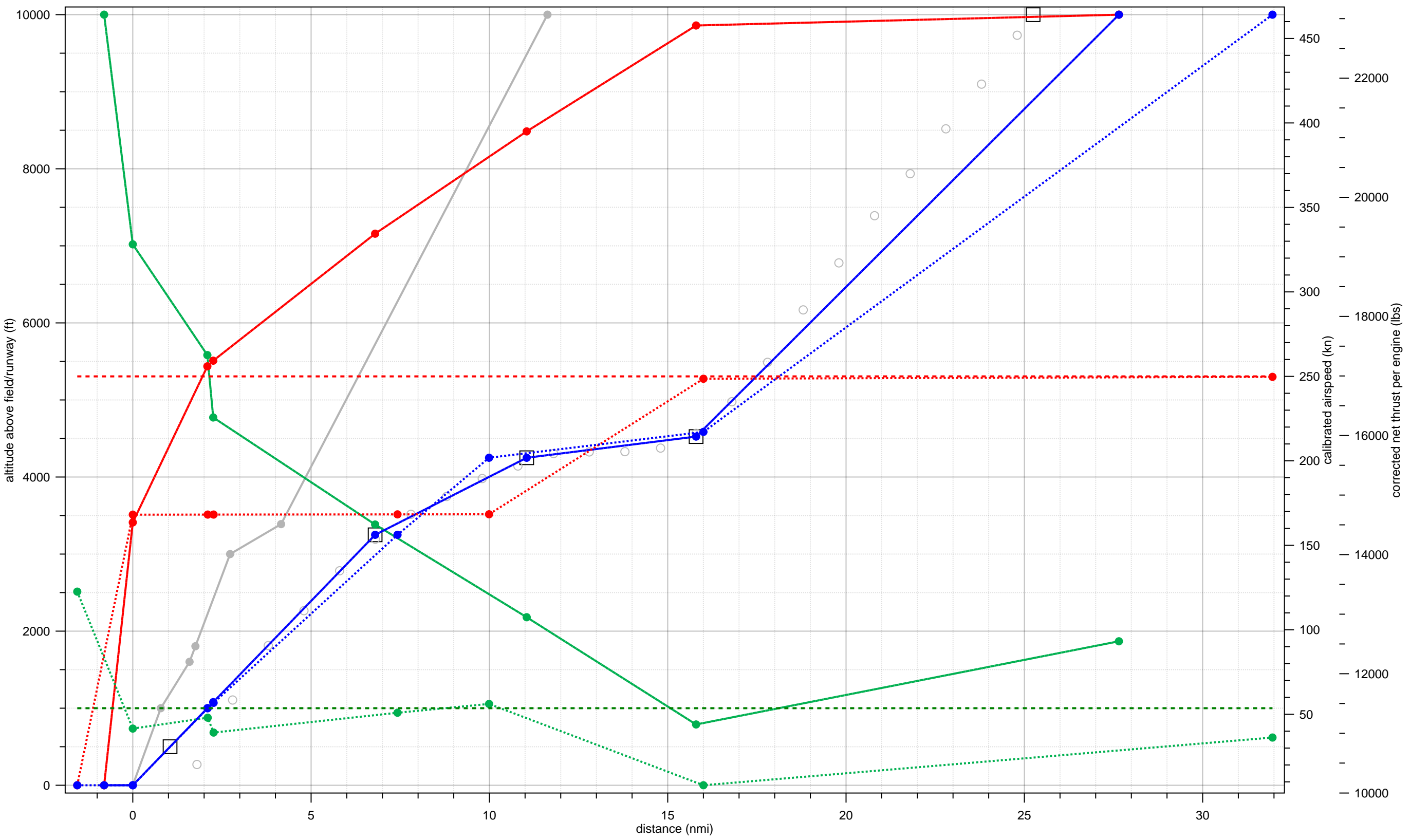


MD83 fit to 43-D-B738-LJ-2-4000-3to9-9to18 (Standard Weight = 61%)

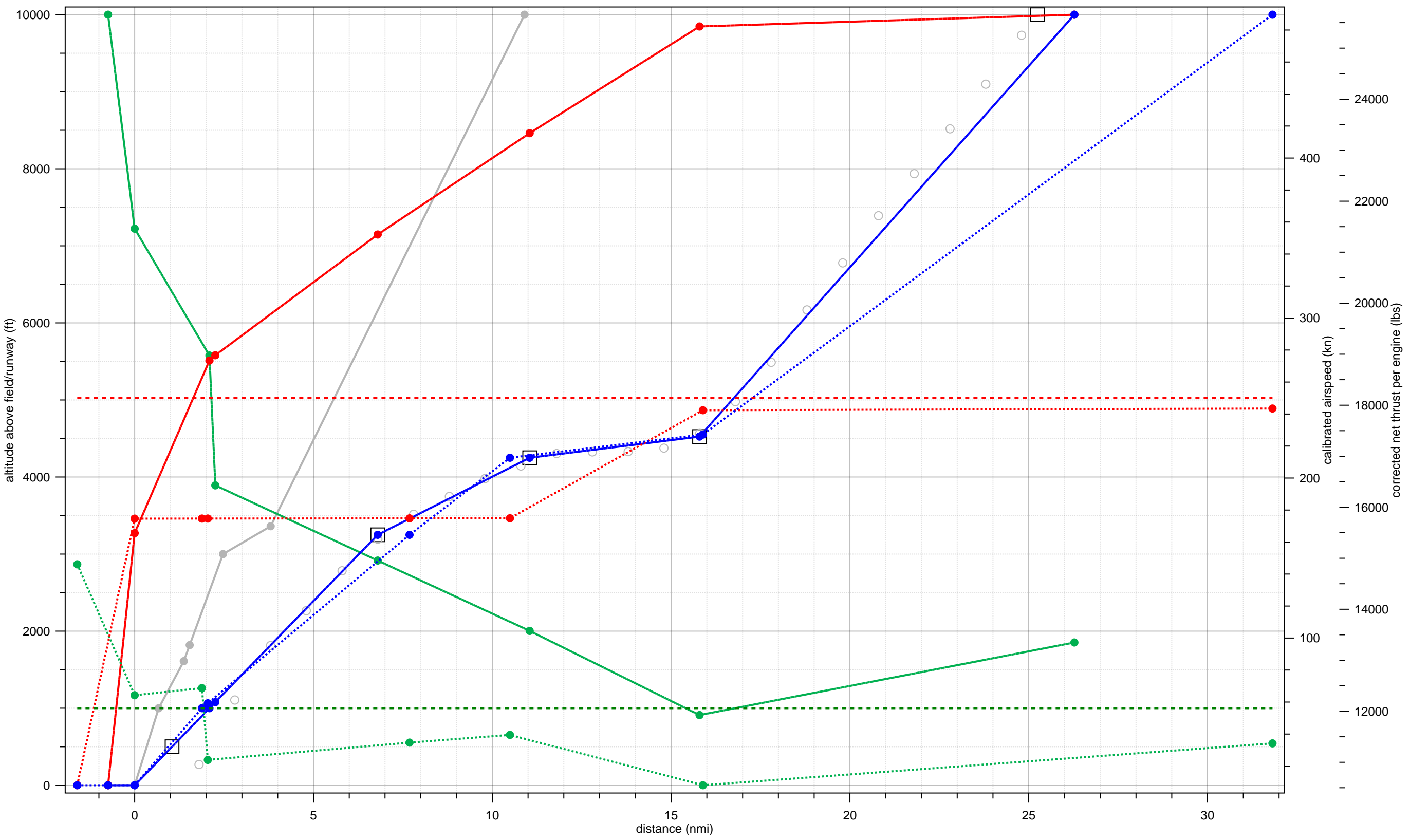


Legend									
—●— StdD2	□ SimpleTargets	○ RawTargets	—●— StdThr,StdWgt:FitThr	—●— StdThr,StdWgt:FitSpd	—●— StdThr,StdWgt:FitAlt	—●— T-44,C-44,StdWgt:FitThr			
—●— T-44,C-44,StdWgt:FitSpd	—●— T-44,C-44,StdWgt:FitAlt	—●— T-34,C-34,W+4%;FitThr	—●— T-34,C-34,W+4%;FitSpd	—●— T-34,C-34,W+4%;FitAlt	—●— maxCAS	—●— MaxMtoThrustAlt			

MD9025 fit to 43-D-B738-LJ-2-4000-3to9-9to18 (Standard Weight = 76%)



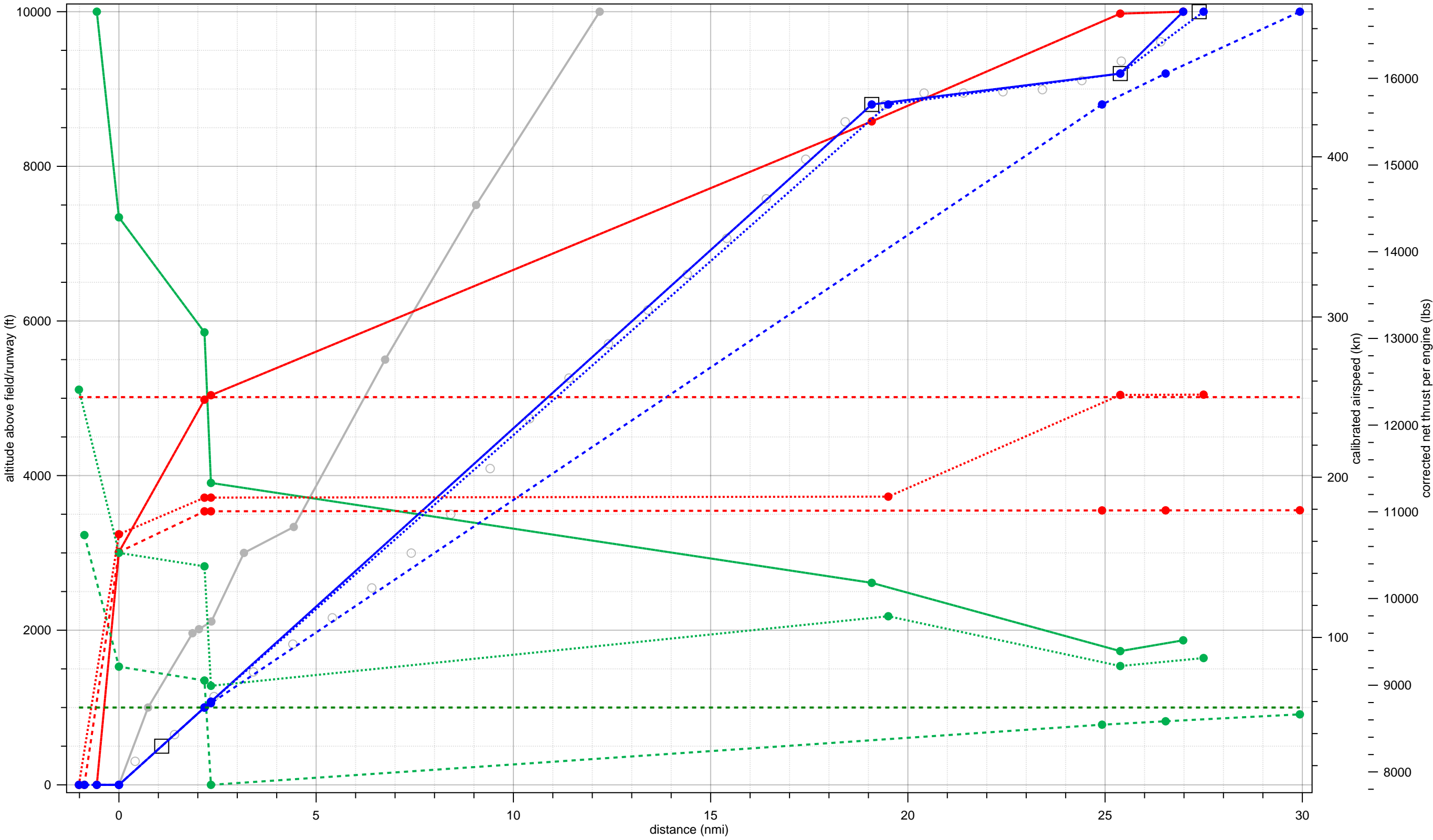
MD9028 fit to 43-D-B738-LJ-2-4000-3to9-9to18 (Standard Weight = 76%)



Legend

—●— StdD2	□ SimpleTargets	○ RawTargets	—●— StdThr,StdWgt:FitThr	—●— StdThr,StdWgt:FitSpd	—●— StdThr,StdWgt:FitAlt	—●— T-42,C-42,W+21%;FitThr
—●— T-42,C-42,W+21%;FitSpd	—●— T-42,C-42,W+21%;FitAlt	- - - maxCAS	- - - MaxMtoThrustAlt			

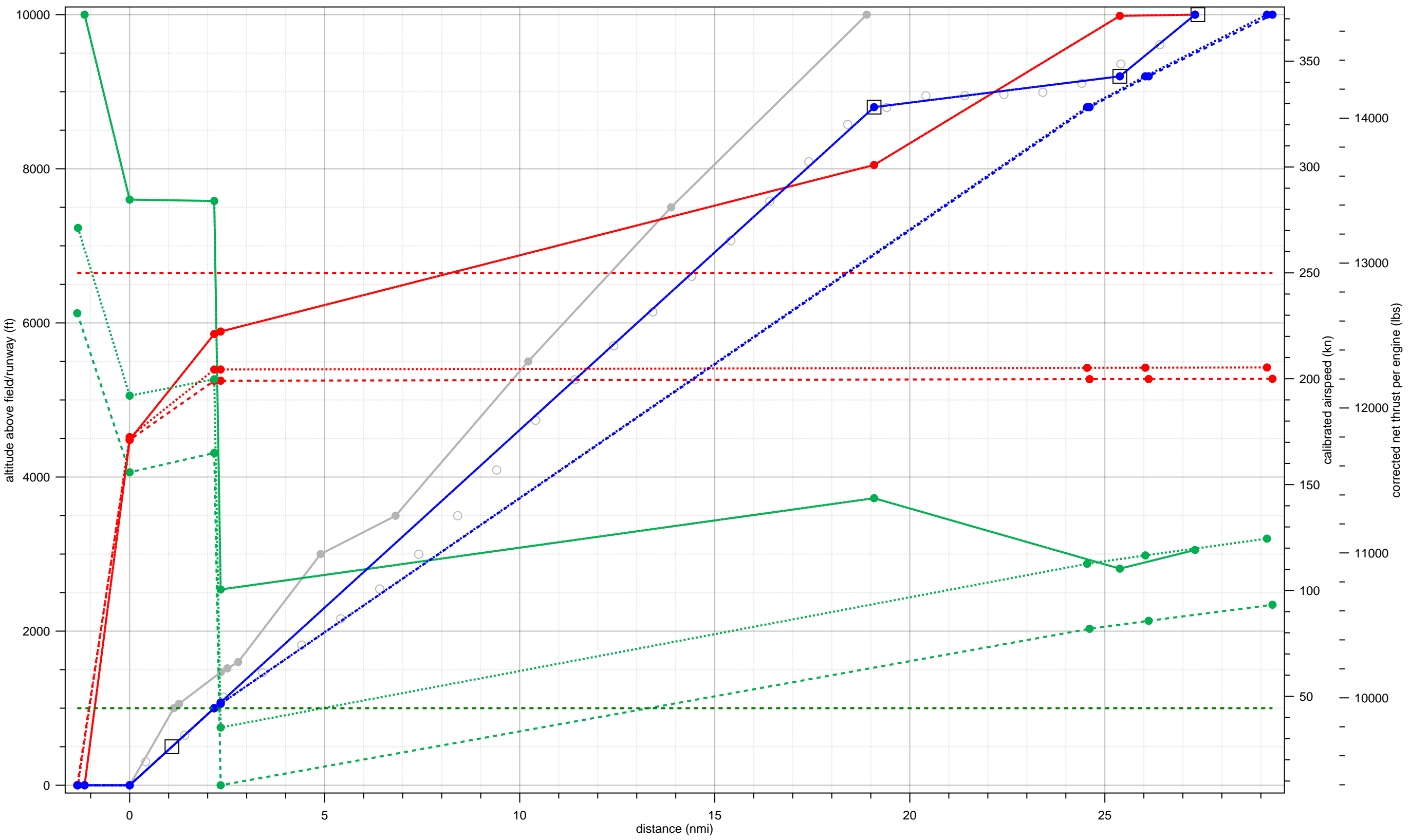
720B fit to 44-D-B738-LJ-3-9000-3to9-19to28 (Standard Weight = 45%)



Legend

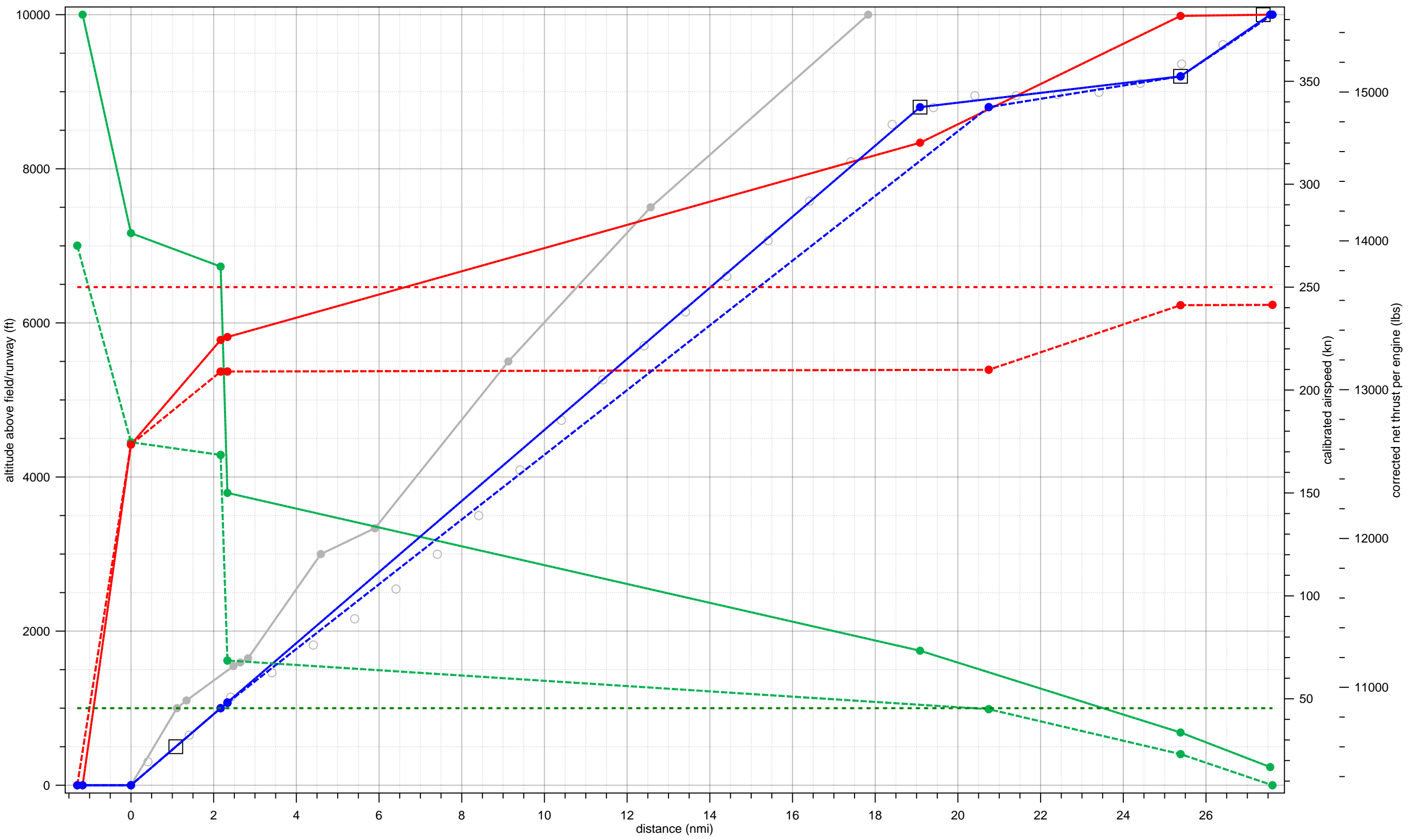
—●— StdD3	□ SimpleTargets	○ RawTargets	—●— StdThr, StdWgt: FitThr	—●— StdThr, StdWgt: FitSpd	—●— StdThr, StdWgt: FitAlt	—●— T-36, C-36, StdWgt: FitThr
—●— T-36, C-36, StdWgt: FitSpd	—●— T-36, C-36, StdWgt: FitAlt	—●— T-26, C-26, W+32%; FitThr	—●— T-26, C-26, W+32%; FitSpd	—●— T-26, C-26, W+32%; FitAlt	—●— maxCAS	—●— MaxMtoThrustAlt

727D15 fit to 44-D-B738-LJ-3-9000-3to9-19to28 (Standard Weight = 69%)



Legend													
StdD3	SimpleTargets	RawTargets	StdThr,StdWgt:FitThr	StdThr,StdWgt:FitSpd	StdThr,StdWgt:FitAlt	T-14,C-14,StdWgt:FitThr	T-10,C-10,W+3%;FitThr	T-14,C-14,StdWgt:FitSpd	T-10,C-10,W+3%;FitSpd	T-14,C-14,StdWgt:FitAlt	T-10,C-10,W+3%;FitAlt	maxCAS	MaxMtoThrustAlt

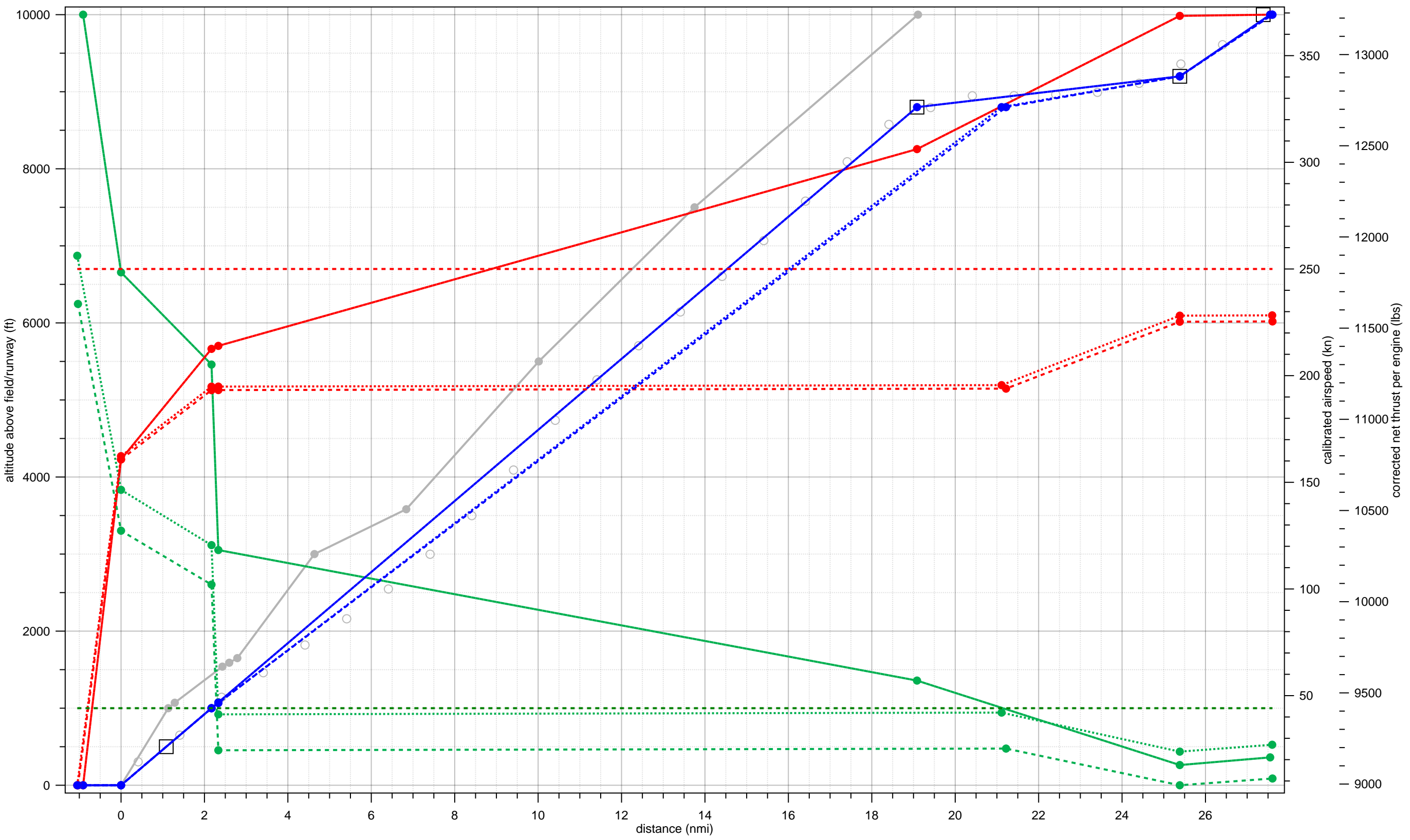
727D17 fit to 44-D-B738-LJ-3-9000-3to9-19to28 (Standard Weight = 74%)



Legend

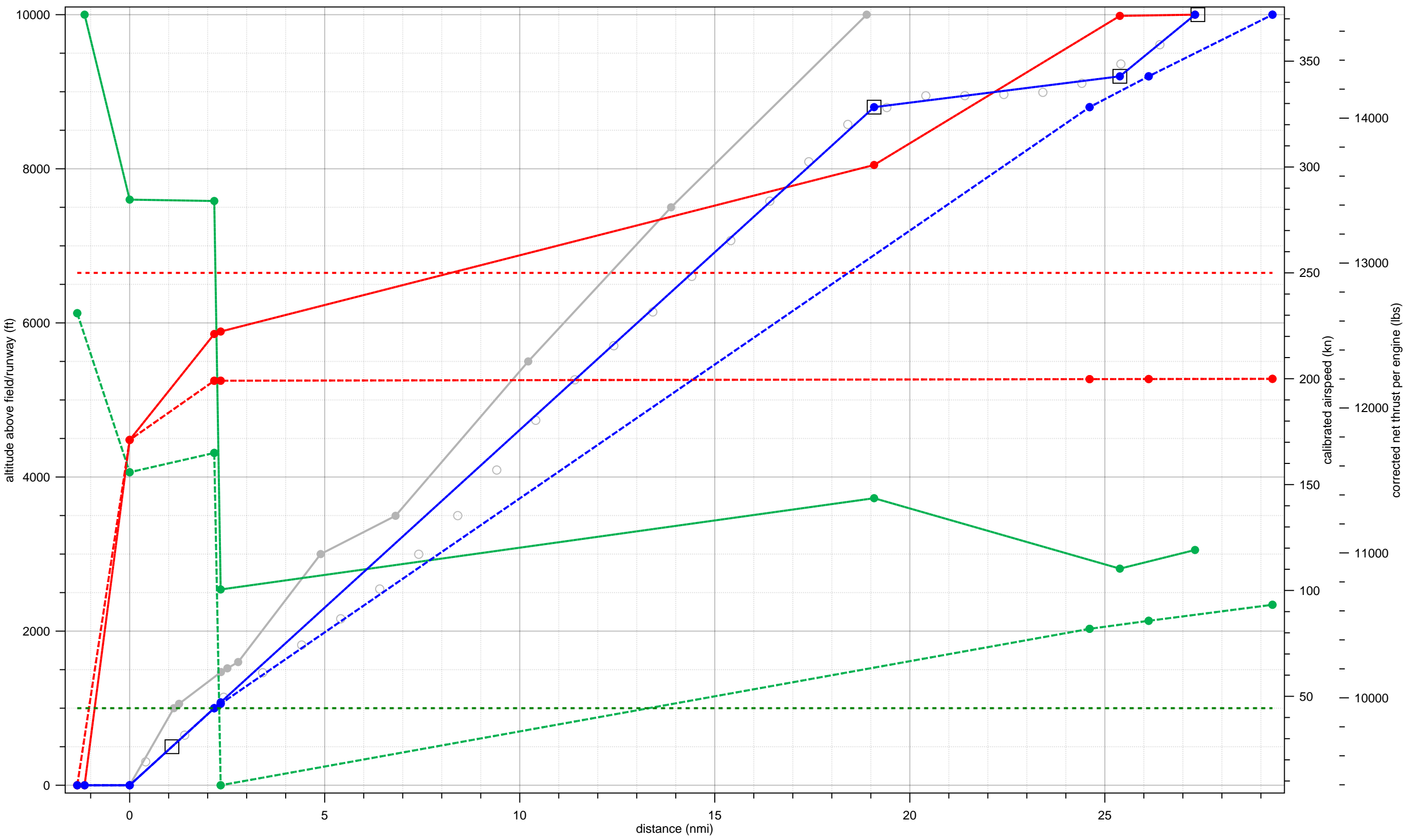
- StdD3 (Grey solid line with circles)
- SimpleTargets (Open square)
- RawTargets (Open circle)
- StdThr,StdWgt:FitThr (Green solid line with circles)
- StdThr,StdWgt:FitSpd (Red solid line with circles)
- StdThr,StdWgt:FitAlt (Blue solid line with circles)
- T-10,C-10,StdWgt:FitThr (Green dashed line with circles)
- T-10,C-10,StdWgt:FitSpd (Red dashed line with circles)
- T-10,C-10,StdWgt:FitAlt (Blue dashed line with circles)
- maxCAS (Red dashed line)
- MaxMtoThrustAlt (Green dashed line)

727EM1 fit to 44-D-B738-LJ-3-9000-3to9-19to28 (Standard Weight = 72%)



Legend												
StdD3	SimpleTargets	RawTargets	StdThr, StdWgt:FitThr	StdThr, StdWgt:FitSpd	StdThr, StdWgt:FitAlt	T-12, C-12, StdWgt:FitThr	T-10, C-10, W+5%;FitThr	T-12, C-12, StdWgt:FitSpd	T-10, C-10, W+5%;FitSpd	T-10, C-10, W+5%;FitAlt	maxCAS	MaxMtoThrustAlt

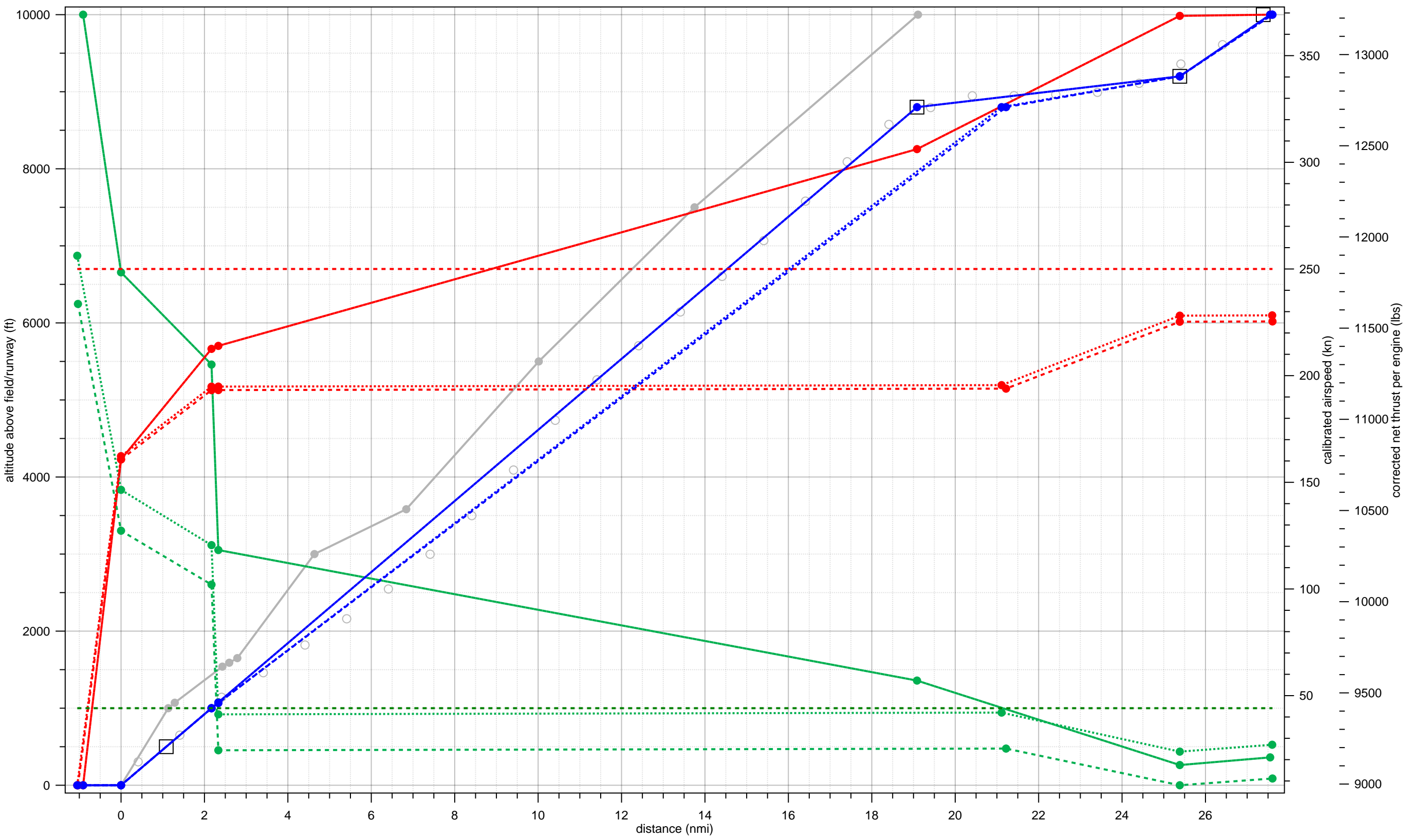
727EM2 fit to 44-D-B738-LJ-3-9000-3to9-19to28 (Standard Weight = 78%)



Legend

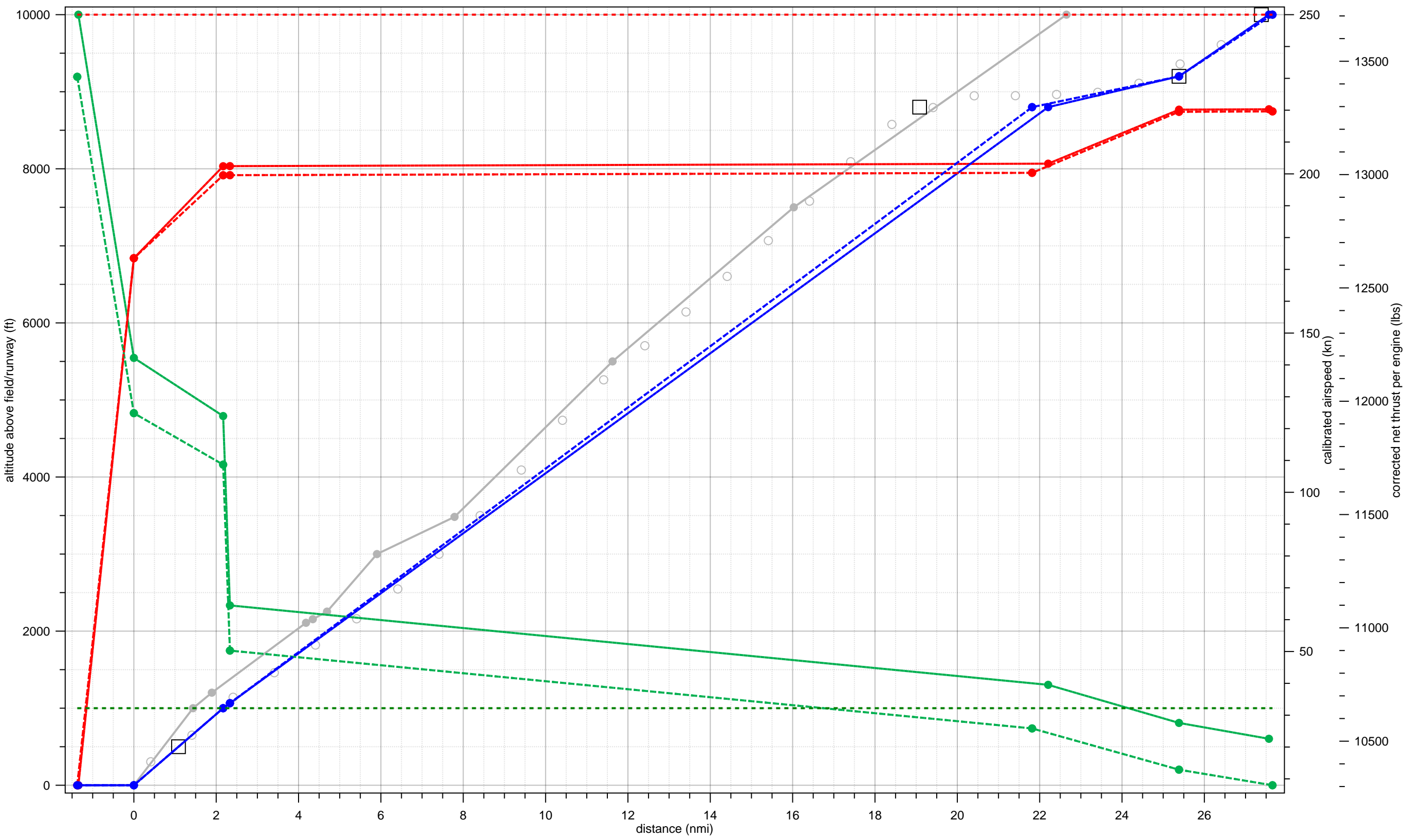
- StdD3 (Grey solid line with circles)
- SimpleTargets (Black square)
- RawTargets (Grey open circles)
- StdThr, StdWgt: FitThr (Green solid line with circles)
- StdThr, StdWgt: FitSpd (Red solid line with circles)
- StdThr, StdWgt: FitAlt (Blue solid line with circles)
- T-14, C-14, StdWgt: FitThr (Green dashed line with circles)
- T-14, C-14, StdWgt: FitSpd (Red dashed line with circles)
- T-14, C-14, StdWgt: FitAlt (Blue dashed line with circles)
- T-14, C-14, W+1%; FitThr (Green dotted line with circles)
- T-14, C-14, W+1%; FitSpd (Red dotted line with circles)
- T-14, C-14, W+1%; FitAlt (Blue dotted line with circles)
- maxCAS (Red dashed horizontal line)
- MaxMtoThrustAlt (Green dashed horizontal line)

727Q7 fit to 44-D-B738-LJ-3-9000-3to9-19to28 (Standard Weight = 72%)



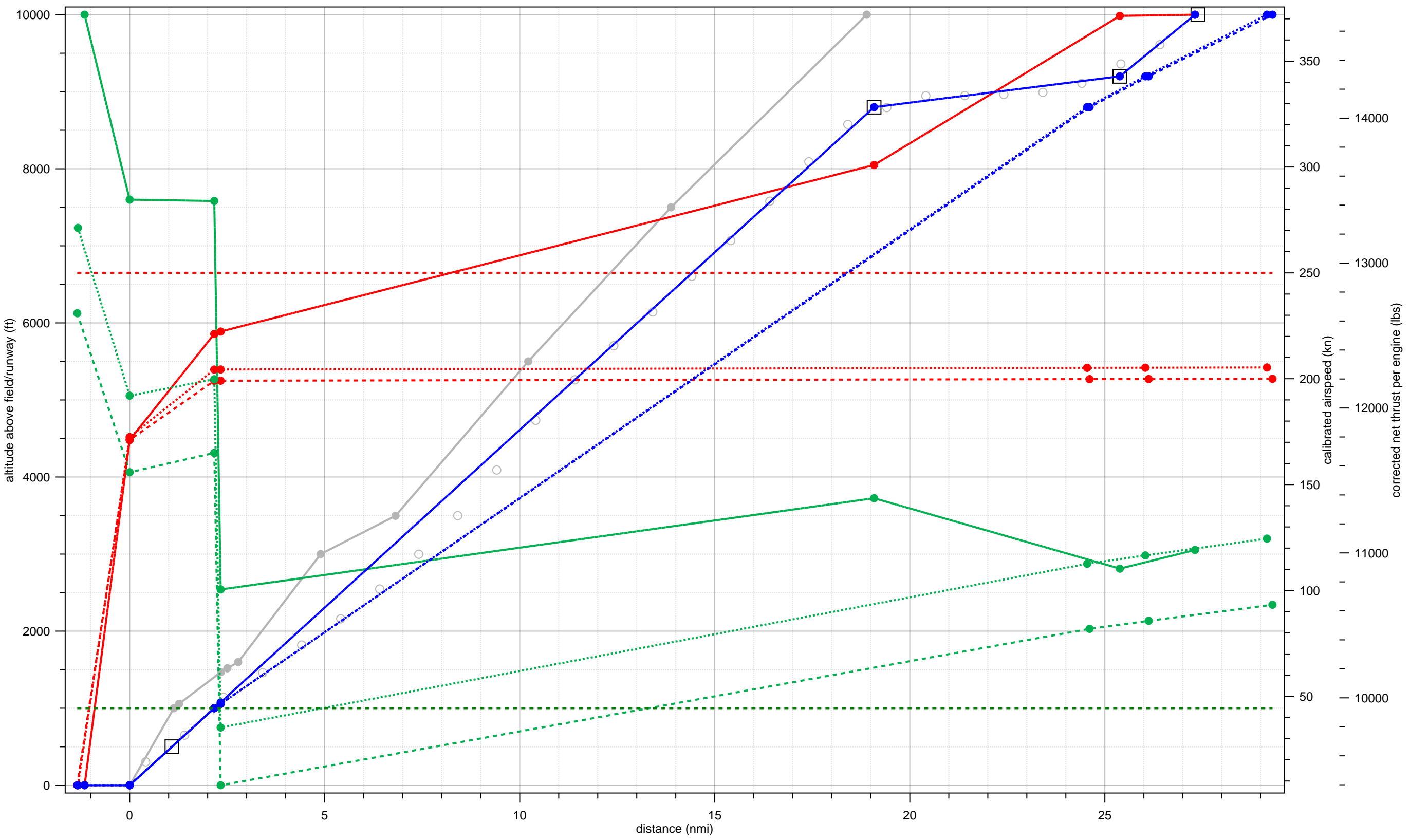
Legend									
—●— StdD3	□ SimpleTargets	○ RawTargets	—●— StdThr, StdWgt: FitThr	—●— StdThr, StdWgt: FitSpd	—●— StdThr, StdWgt: FitAlt	—●— T-12, C-12, StdWgt: FitThr			
- - -●- - - T-12, C-12, StdWgt: FitSpd	- - -●- - - T-12, C-12, StdWgt: FitAlt	- - -●- - - T-10, C-10, W+5%; FitThr	- - -●- - - T-10, C-10, W+5%; FitSpd	- - -●- - - T-10, C-10, W+5%; FitAlt	- - -●- - - maxCAS	- - -●- - - MaxMtoThrustAlt			

727Q9 fit to 44-D-B738-LJ-3-9000-3to9-19to28 (Standard Weight = 88%)



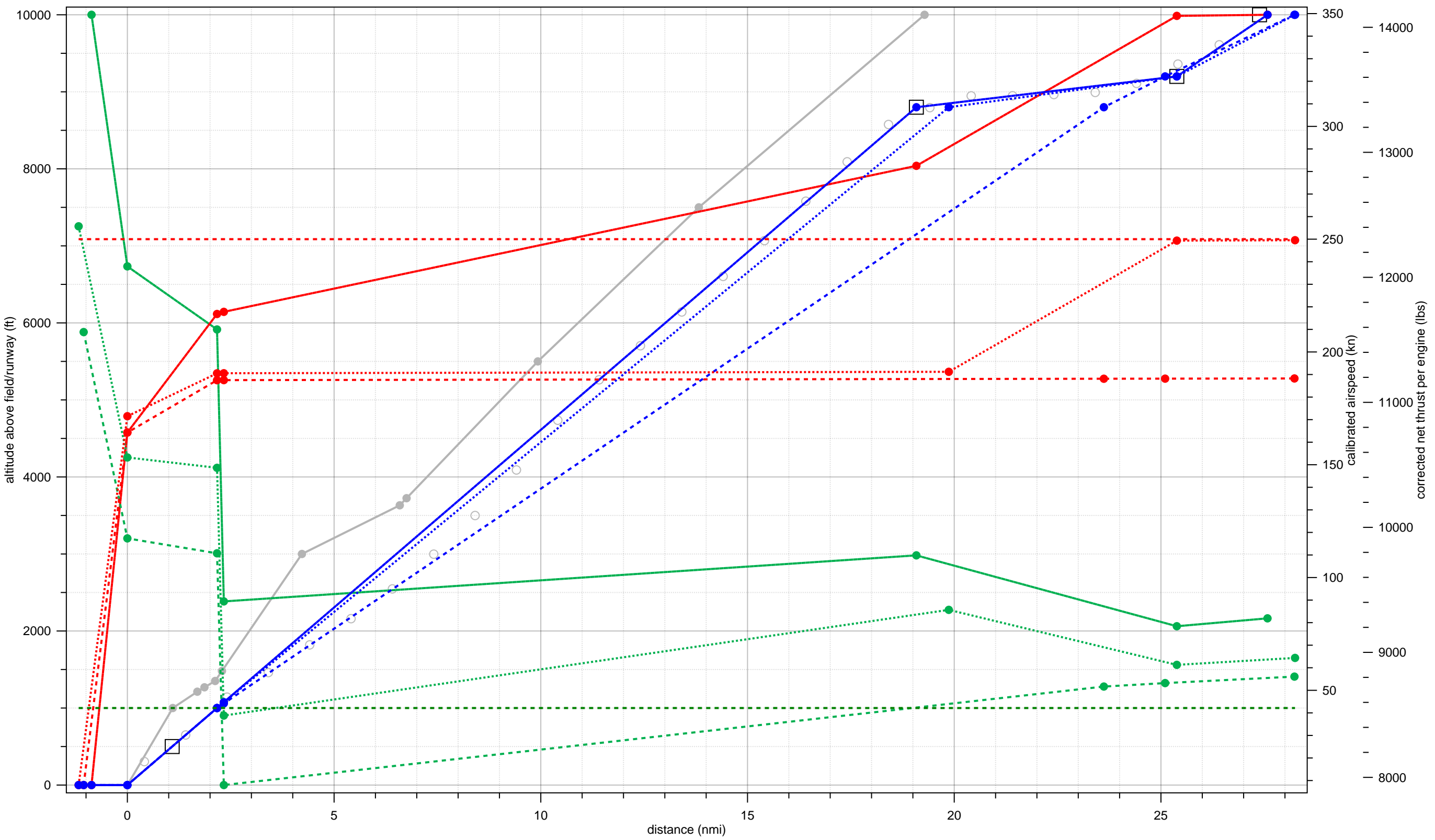
Legend												
StdD3	SimpleTargets	RawTargets	StdThr, StdWgt: FitThr	StdThr, StdWgt: FitSpd	StdThr, StdWgt: FitAlt	T-02, C-02, StdWgt: FitThr	T-02, C-02, W+1%; FitThr	T-02, C-02, StdWgt: FitSpd	T-02, C-02, W+1%; FitSpd	T-02, C-02, W+1%; FitAlt	maxCAS	MaxMtoThrustAlt

727Q15 fit to 44-D-B738-LJ-3-9000-3to9-19to28 (Standard Weight = 69%)



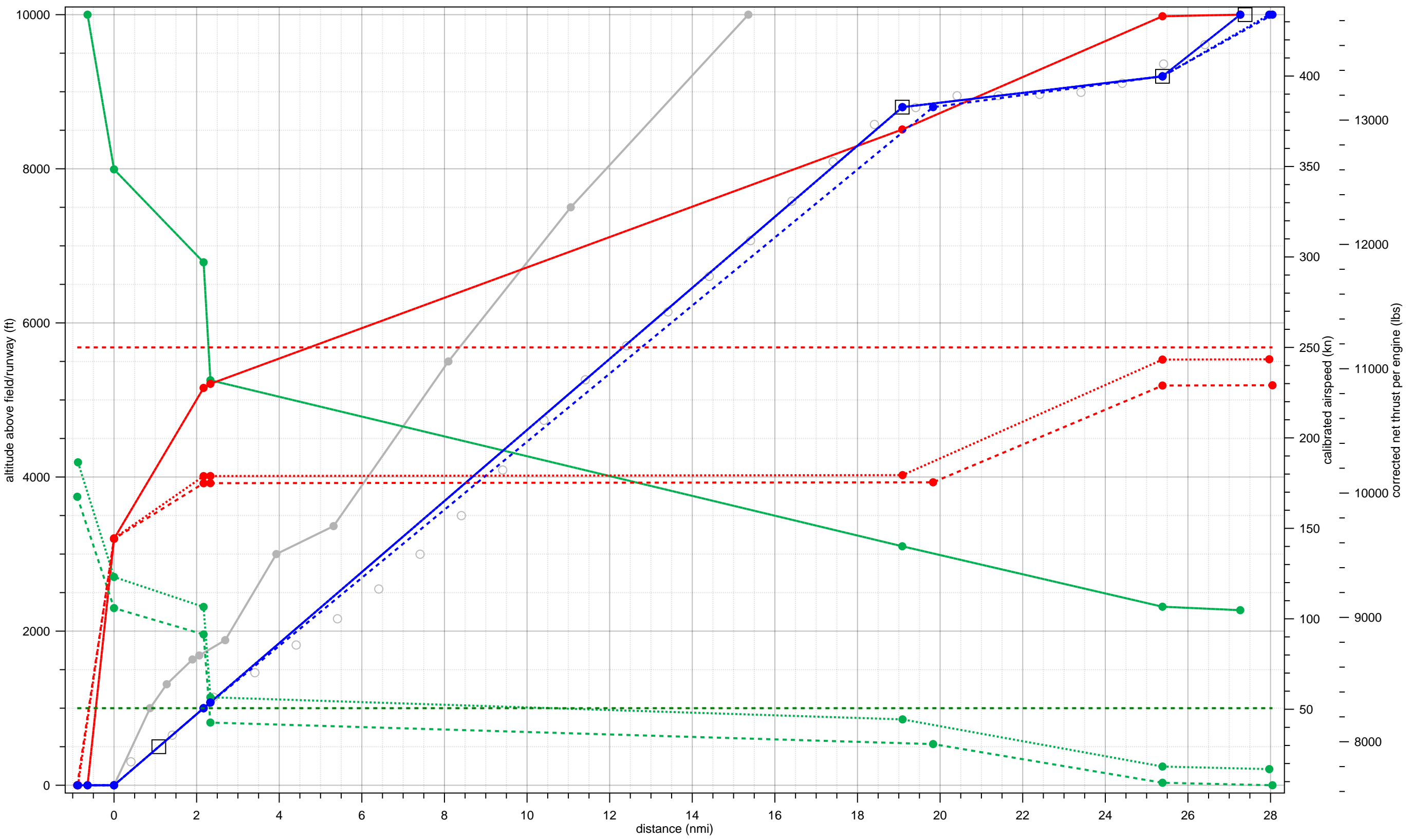
Legend											
—●— StdD3	□ SimpleTargets	○ RawTargets	—●— StdThr,StdWgt:FitThr	—●— StdThr,StdWgt:FitSpd	—●— StdThr,StdWgt:FitAlt	—●— T-14,C-14,StdWgt:FitThr	—●— T-10,C-10,W+3%;FitThr	—●— T-10,C-10,W+3%;FitSpd	—●— T-10,C-10,W+3%;FitAlt	—●— maxCAS	—●— MaxMtoThrustAlt

727QF fit to 44-D-B738-LJ-3-9000-3to9-19to28 (Standard Weight = 72%)



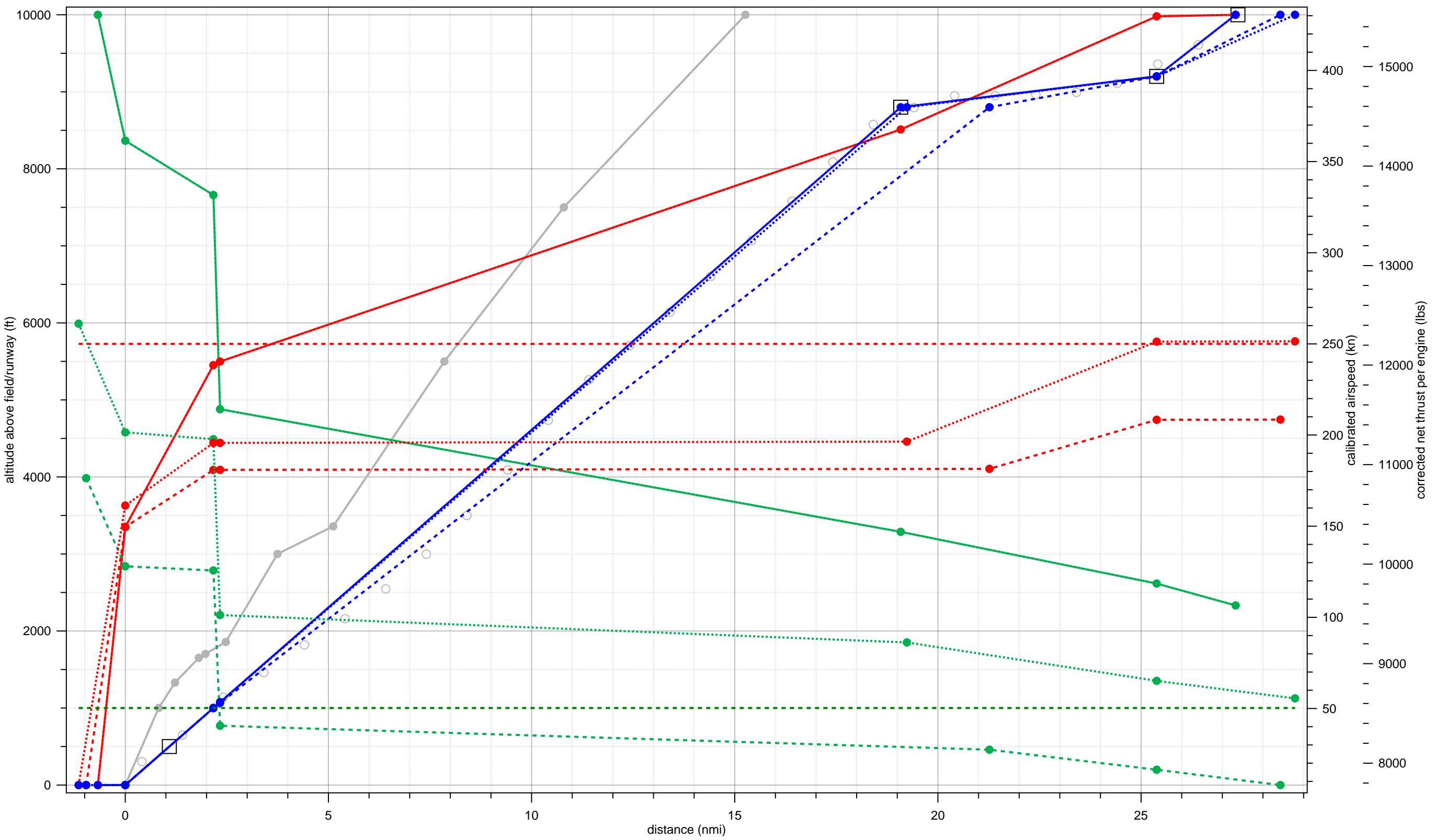
Legend							
—●— StdD3	□ SimpleTargets	○ RawTargets	—●— StdThr,StdWgt:FitThr	—●— StdThr,StdWgt:FitSpd	—●— StdThr,StdWgt:FitAlt	—●— T-18,C-18,StdWgt:FitThr	
—●— T-18,C-18,StdWgt:FitSpd	—●— T-18,C-18,StdWgt:FitAlt	—●— T-12,C-12,W+20%;FitThr	—●— T-12,C-12,W+20%;FitSpd	—●— T-12,C-12,W+20%;FitAlt	—●— maxCAS		
—●— MaxMtoThrustAlt							

737 fit to 44-D-B738-LJ-3-9000-3to9-19to28 (Standard Weight = 65%)



Legend													
—●— StdD3	□ SimpleTargets	○ RawTargets	—●— StdThr,StdWgt:FitThr	—●— StdThr,StdWgt:FitSpd	—●— StdThr,StdWgt:FitAlt	—●— T-28,C-28,StdWgt:FitThr	—●— T-26,C-26,W+1%;FitThr	—●— T-28,C-28,StdWgt:FitSpd	—●— T-26,C-26,W+1%;FitSpd	—●— T-28,C-28,StdWgt:FitAlt	—●— T-26,C-26,W+1%;FitAlt	--- maxCAS	--- MaxMtoThrustAlt

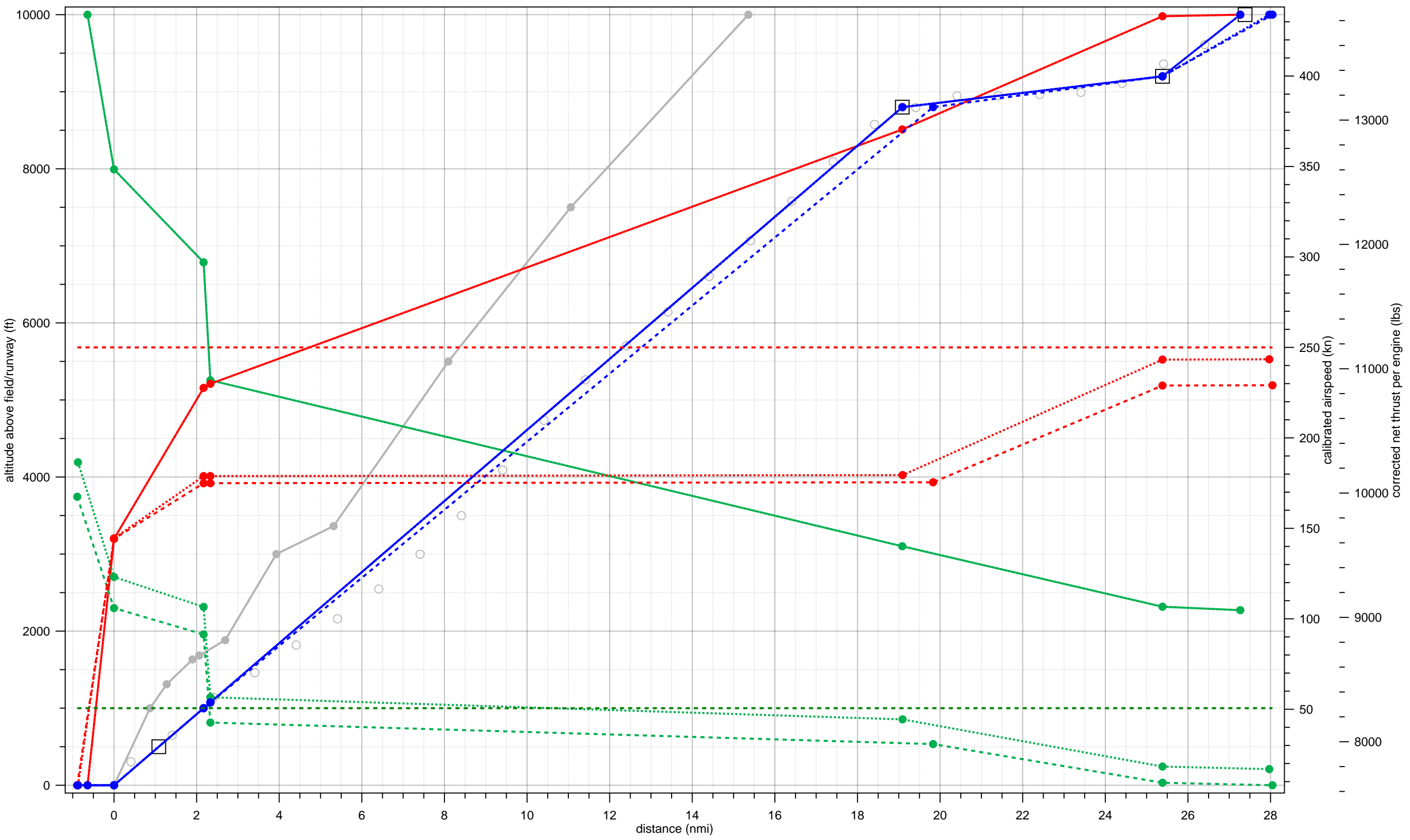
737D17 fit to 44-D-B738-LJ-3-9000-3to9-19to28 (Standard Weight = 63%)



Legend

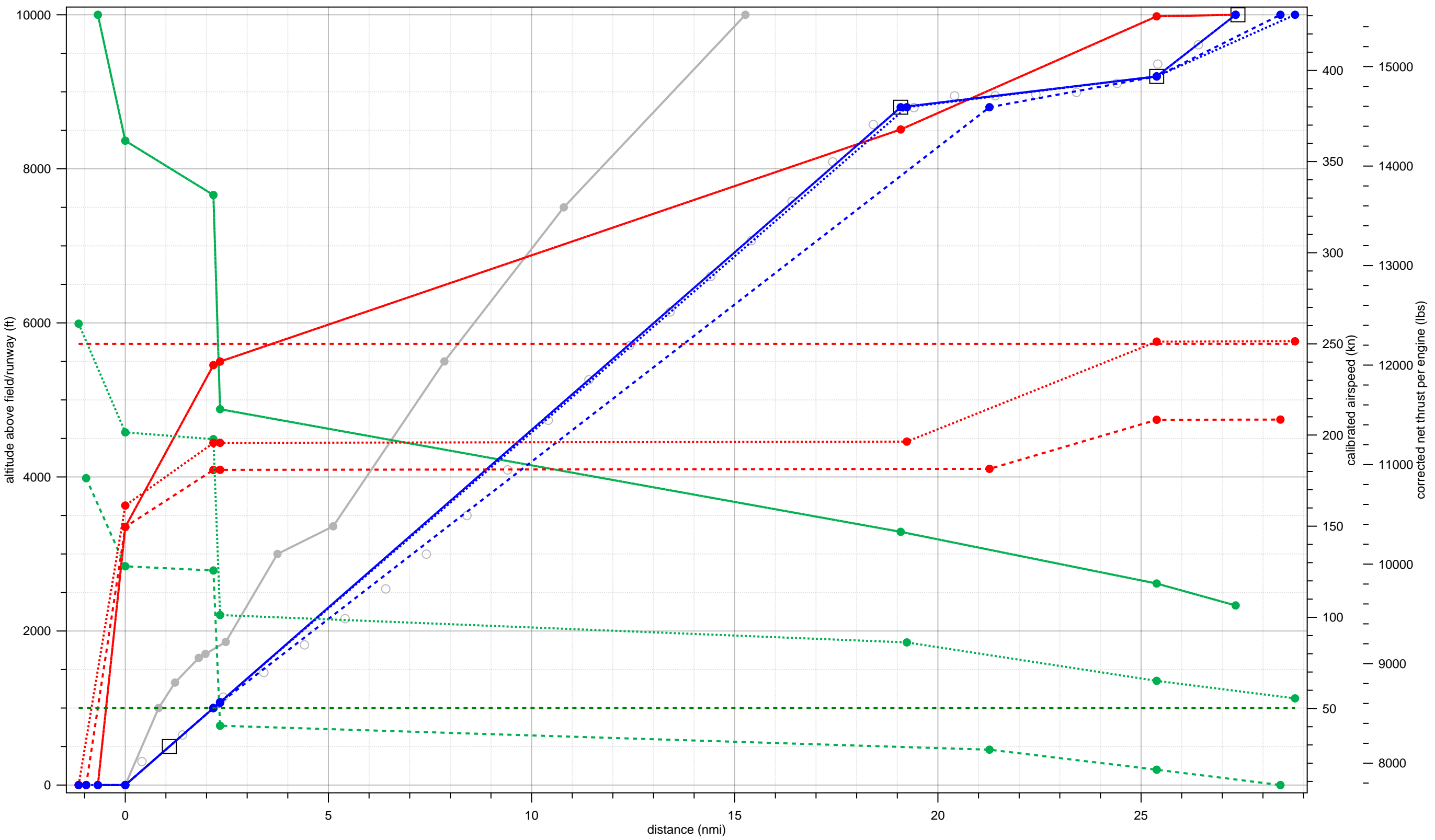
—●— StdD3	□ SimpleTargets	○ RawTargets	—●— StdThr,StdWgt:FitThr	—●— StdThr,StdWgt:FitSpd	—●— StdThr,StdWgt:FitAlt	—●— T-30,C-30,StdWgt:FitThr
—●— T-30,C-30,StdWgt:FitSpd	—●— T-30,C-30,StdWgt:FitAlt	—●— T-20,C-20,W+26%;FitThr	—●— T-20,C-20,W+26%;FitSpd	—●— T-20,C-20,W+26%;FitAlt	—●— maxCAS	
—●— MaxMtoThrustAlt						

737N9 fit to 44-D-B738-LJ-3-9000-3to9-19to28 (Standard Weight = 65%)



Legend													
—●— StdD3	□ SimpleTargets	○ RawTargets	—●— StdThr,StdWgt:FitThr	—●— StdThr,StdWgt:FitSpd	—●— StdThr,StdWgt:FitAlt	—●— T-28,C-28,StdWgt:FitThr	—●— T-26,C-26,W+1%;FitThr	—●— T-28,C-28,StdWgt:FitSpd	—●— T-26,C-26,W+1%;FitSpd	—●— T-28,C-28,StdWgt:FitAlt	—●— T-26,C-26,W+1%;FitAlt	--- maxCAS	--- MaxMtoThrustAlt

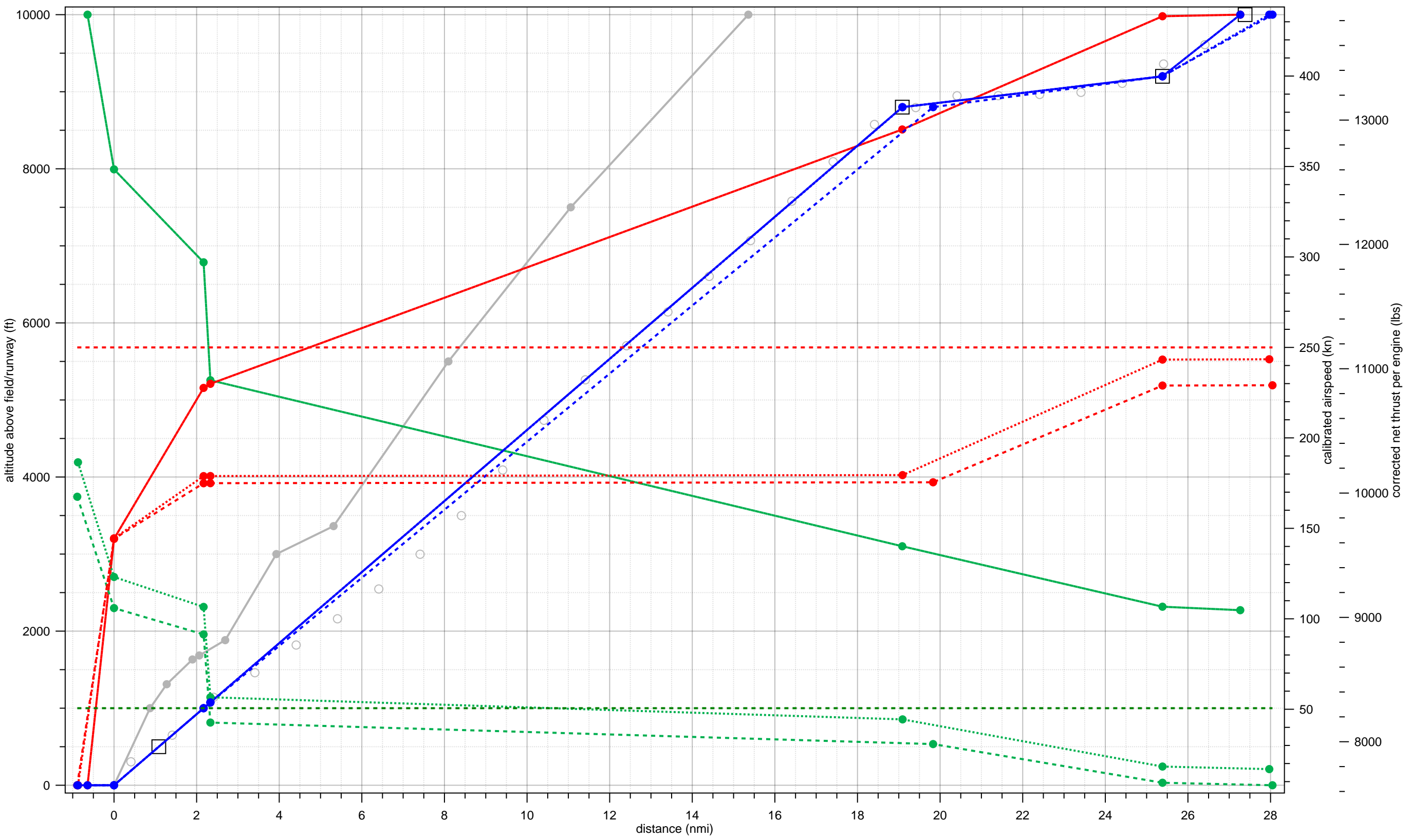
737N17 fit to 44-D-B738-LJ-3-9000-3to9-19to28 (Standard Weight = 63%)



Legend

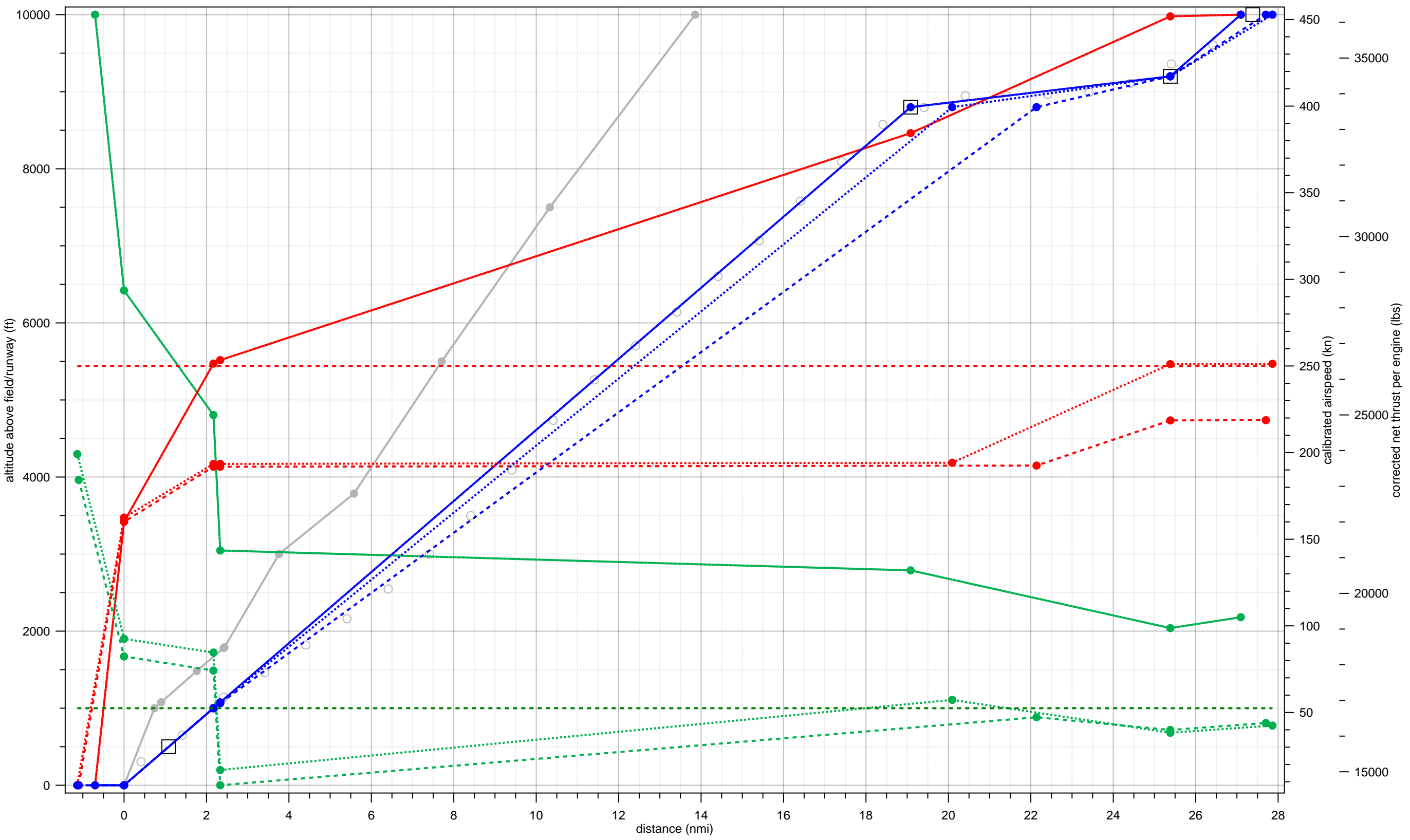
—●— StdD3	□ SimpleTargets	○ RawTargets	—●— StdThr,StdWgt:FitThr	—●— StdThr,StdWgt:FitSpd	—●— StdThr,StdWgt:FitAlt	—●— T-30,C-30,StdWgt:FitThr
—●— T-30,C-30,StdWgt:FitSpd	—●— T-30,C-30,StdWgt:FitAlt	—●— T-20,C-20,W+26%;FitThr	—●— T-20,C-20,W+26%;FitSpd	—●— T-20,C-20,W+26%;FitAlt	—●— maxCAS	
—●— MaxMtoThrustAlt						

737QN fit to 44-D-B738-LJ-3-9000-3to9-19to28 (Standard Weight = 65%)



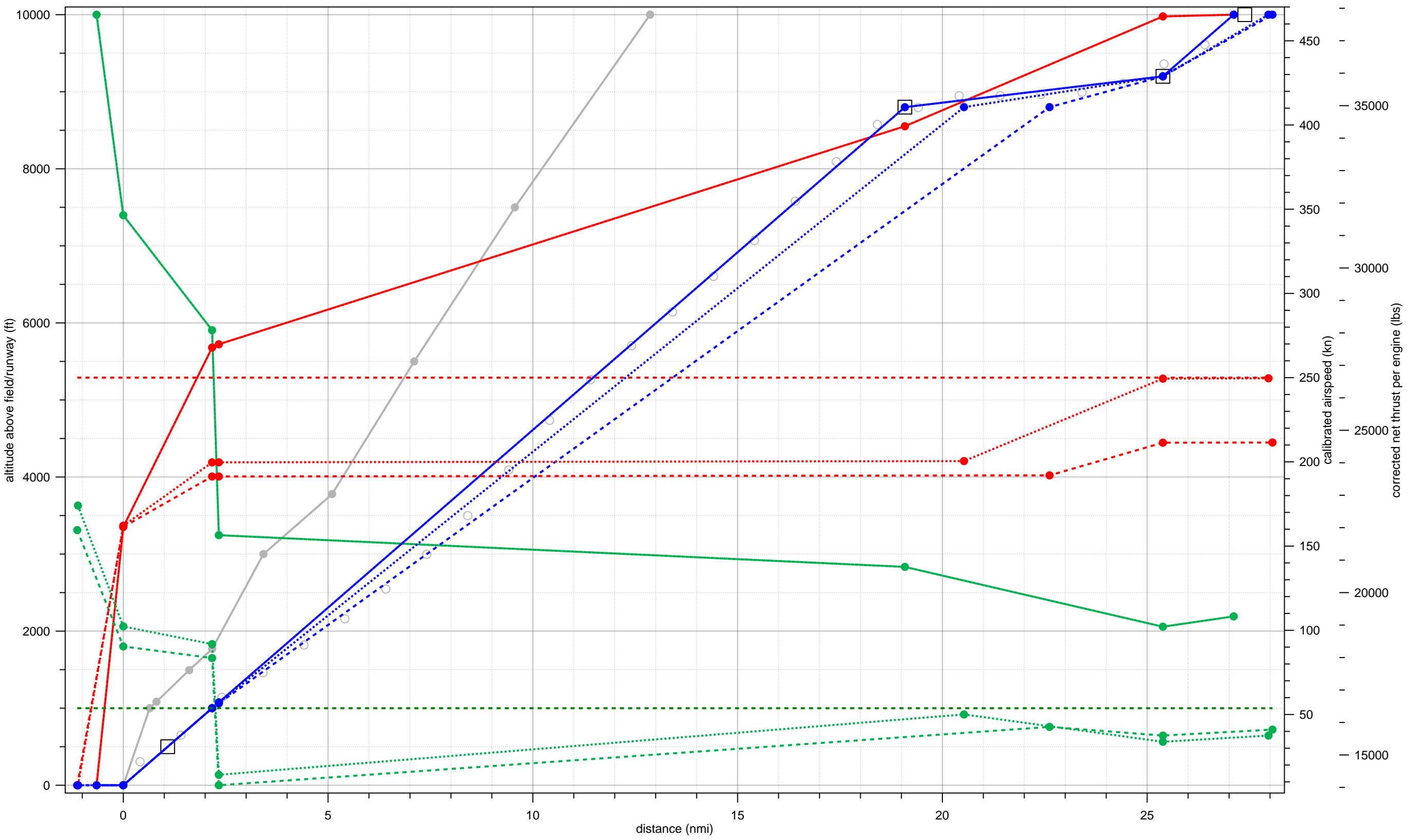
Legend											
—●— StdD3	□ SimpleTargets	○ RawTargets	—●— StdThr, StdWgt:FitThr	—●— StdThr, StdWgt:FitSpd	—●— StdThr, StdWgt:FitAlt	—●— T-28, C-28, StdWgt:FitThr	—●— T-26, C-26, W+1%;FitThr	—●— T-26, C-26, W+1%;FitSpd	—●— T-26, C-26, W+1%;FitAlt	—●— maxCAS	—●— MaxMtoThrustAlt

757PW fit to 44-D-B738-LJ-3-9000-3to9-19to28 (Standard Weight = 55%)



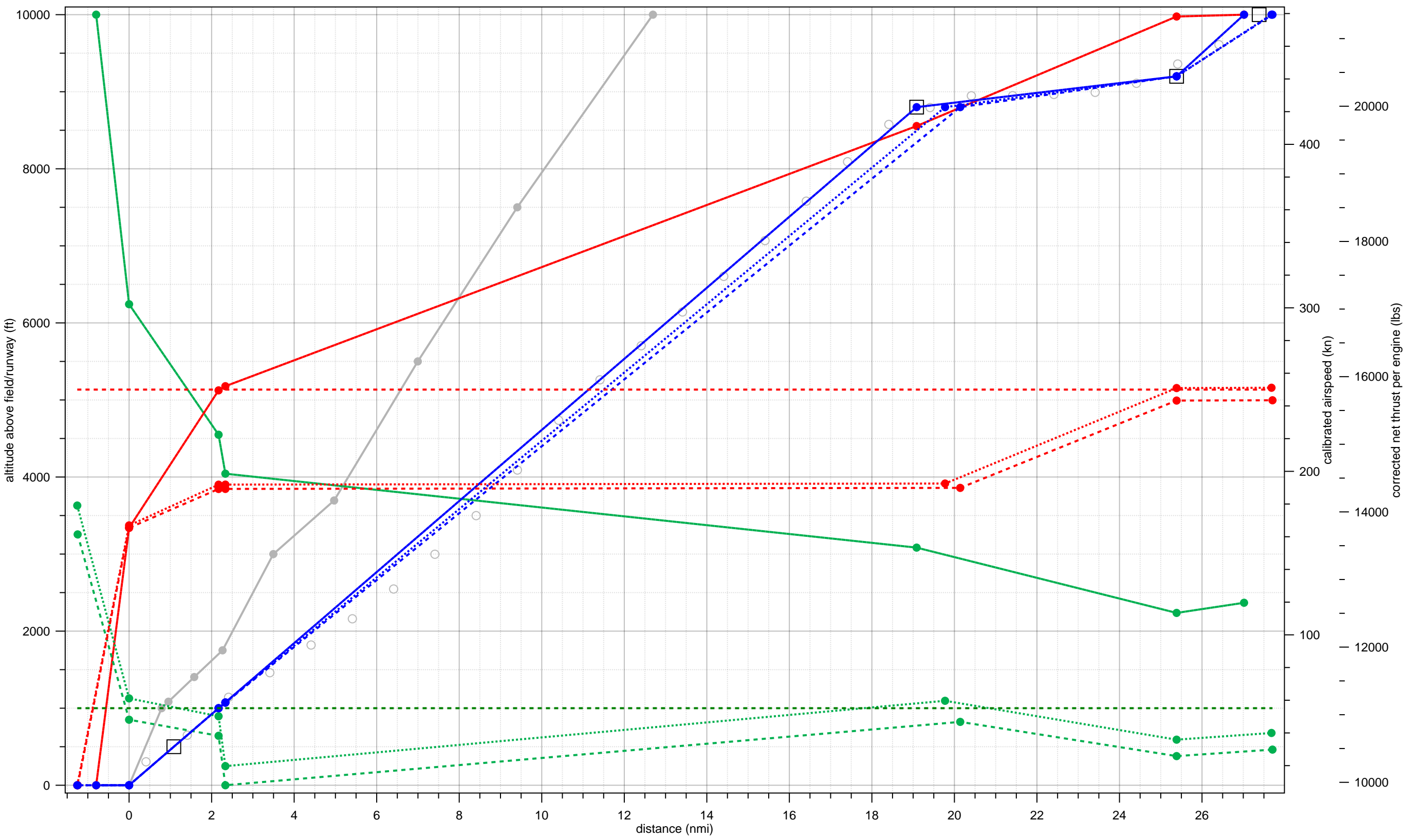
Legend											
StdD3	SimpleTargets	RawTargets	StdThr,StdWgt:FitThr	StdThr,StdWgt:FitSpd	StdThr,StdWgt:FitAlt	T-36,C-36,StdWgt:FitThr	T-34,C-34,W+5%;FitThr	T-34,C-34,W+5%;FitSpd	T-34,C-34,W+5%;FitAlt	maxCAS	MaxMtoThrustAlt

757RR fit to 44-D-B738-LJ-3-9000-3to9-19to28 (Standard Weight = 57%)



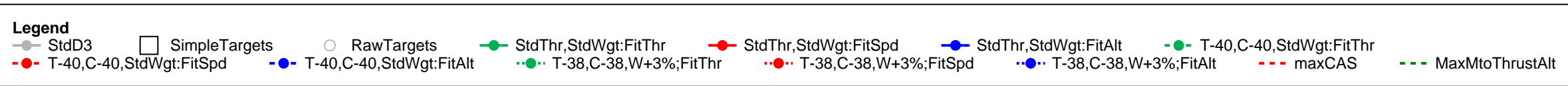
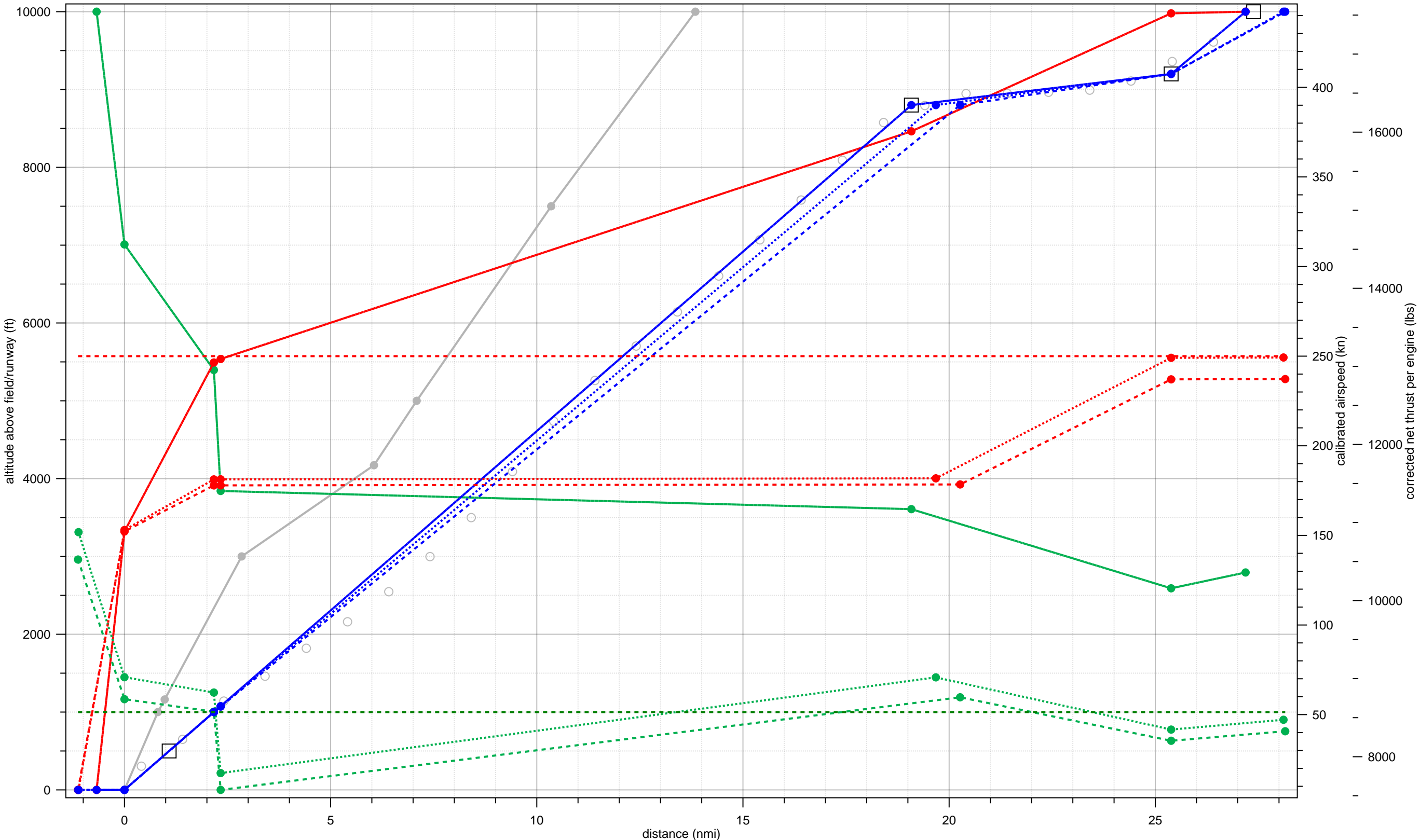
Legend											
StdD3	SimpleTargets	RawTargets	StdThr,StdWgt:FitThr	StdThr,StdWgt:FitSpd	StdThr,StdWgt:FitAlt	T-42,C-42,StdWgt:FitThr	T-40,C-40,W+2%;FitThr	T-40,C-40,W+2%;FitSpd	T-40,C-40,W+2%;FitAlt	maxCAS	MaxMtoThrustAlt

7373B2 fit to 44-D-B738-LJ-3-9000-3to9-19to28 (Standard Weight = 71%)

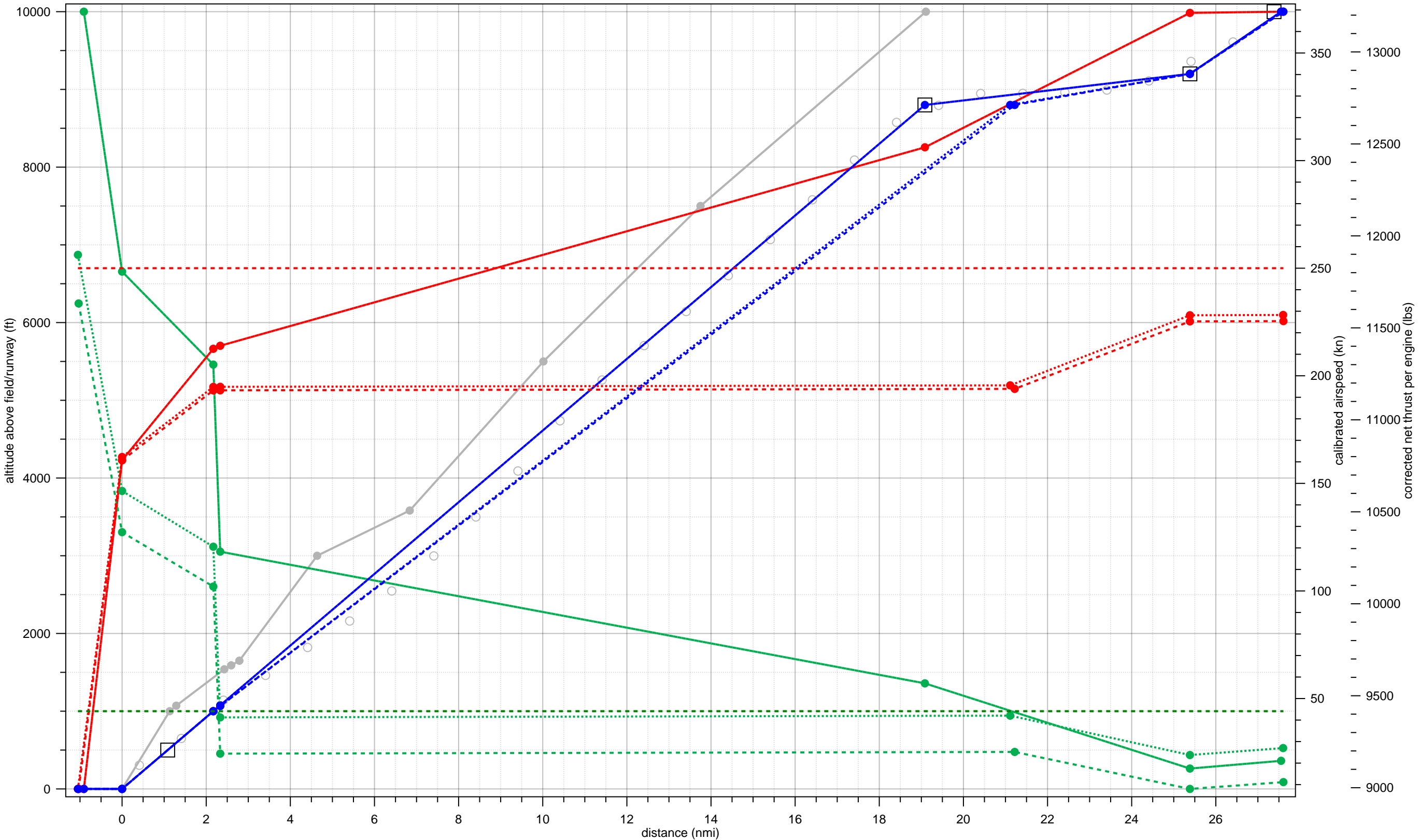


Legend											
● StdD3	□ SimpleTargets	○ RawTargets	—●— StdThr,StdWgt:FitThr	—●— StdThr,StdWgt:FitSpd	—●— StdThr,StdWgt:FitAlt	—●— T-36,C-36,StdWgt:FitThr	—●— T-34,C-34,W+4%;FitThr	—●— T-34,C-34,W+4%;FitSpd	—●— T-34,C-34,W+4%;FitAlt	—●— maxCAS	—●— MaxMtoThrustAlt

717200 fit to 44-D-B738-LJ-3-9000-3to9-19to28 (Standard Weight = 70%)



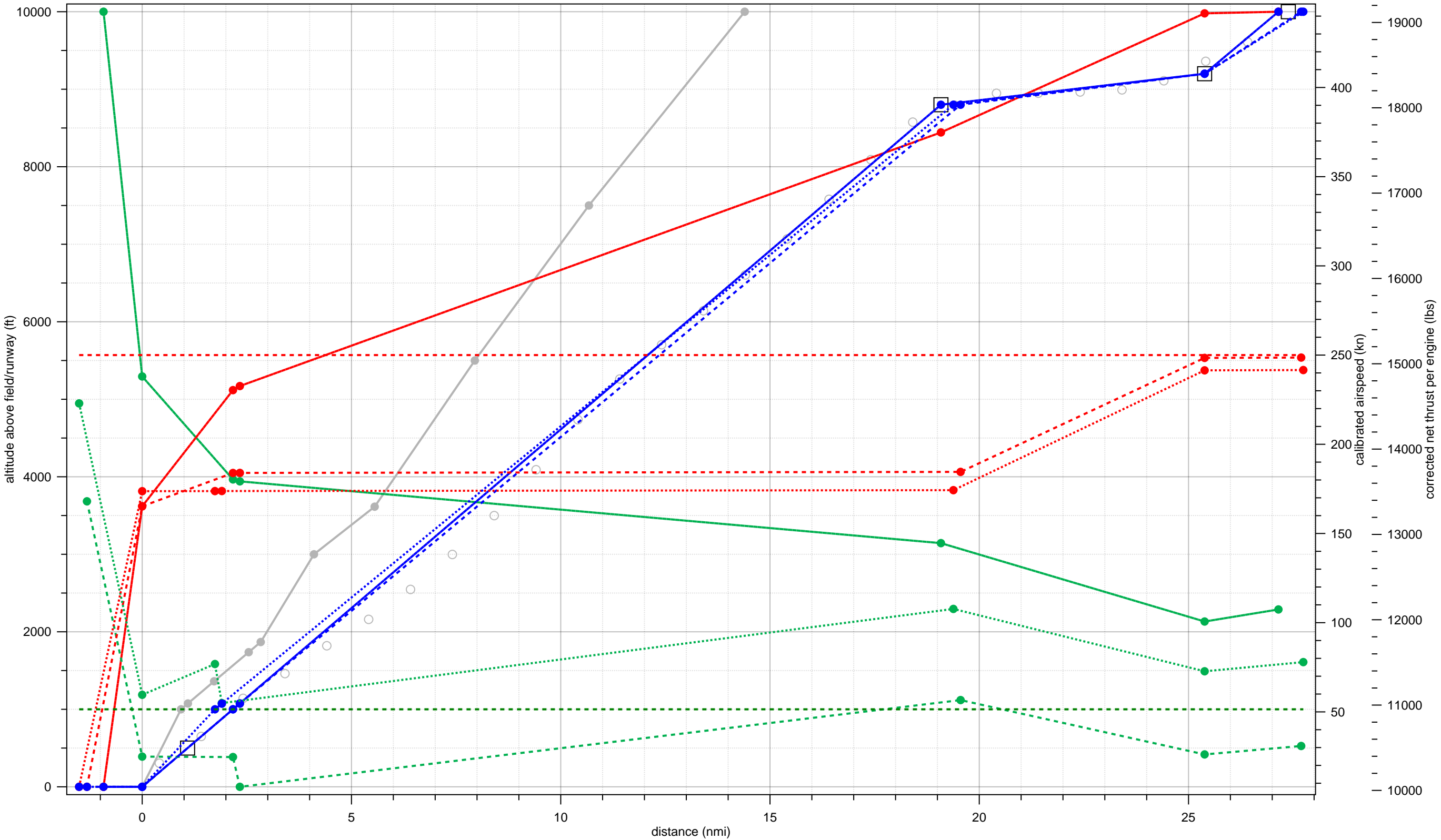
727100 fit to 44-D-B738-LJ-3-9000-3to9-19to28 (Standard Weight = 72%)



Legend

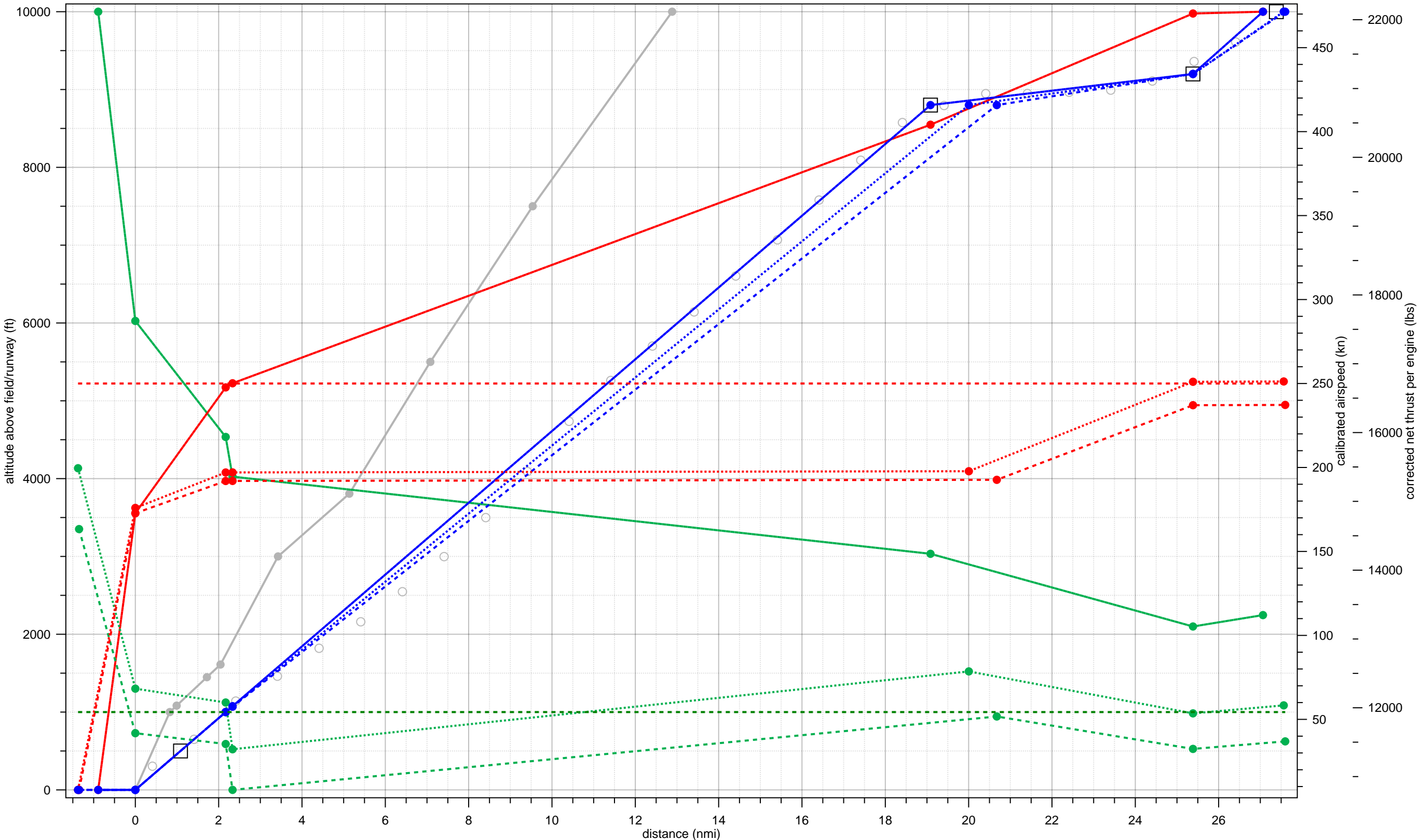
—●— StdD3	□ SimpleTargets	○ RawTargets	—●— StdThr, StdWgt: FitThr	—●— StdThr, StdWgt: FitSpd	—●— StdThr, StdWgt: FitAlt	—●— T-12, C-12, StdWgt: FitThr
—●— T-12, C-12, StdWgt: FitSpd	—●— T-12, C-12, StdWgt: FitAlt	—●— T-10, C-10, W+5%; FitThr	—●— T-10, C-10, W+5%; FitSpd	—●— T-10, C-10, W+5%; FitAlt	—●— maxCAS	—●— MaxMtoThrustAlt

737300 fit to 44-D-B738-LJ-3-9000-3to9-19to28 (Standard Weight = 76%)



Legend							
StdD3	SimpleTargets	RawTargets	StdThr,StdWgt:FitThr	StdThr,StdWgt:FitSpd	StdThr,StdWgt:FitAlt	T-30,C-30,StdWgt:FitThr	T-24,C-24,W+21%;FitThr
T-30,C-30,StdWgt:FitSpd	T-30,C-30,StdWgt:FitAlt	T-24,C-24,W+21%;FitThr	T-24,C-24,W+21%;FitSpd	T-24,C-24,W+21%;FitAlt	maxCAS	MaxMtoThrustAlt	

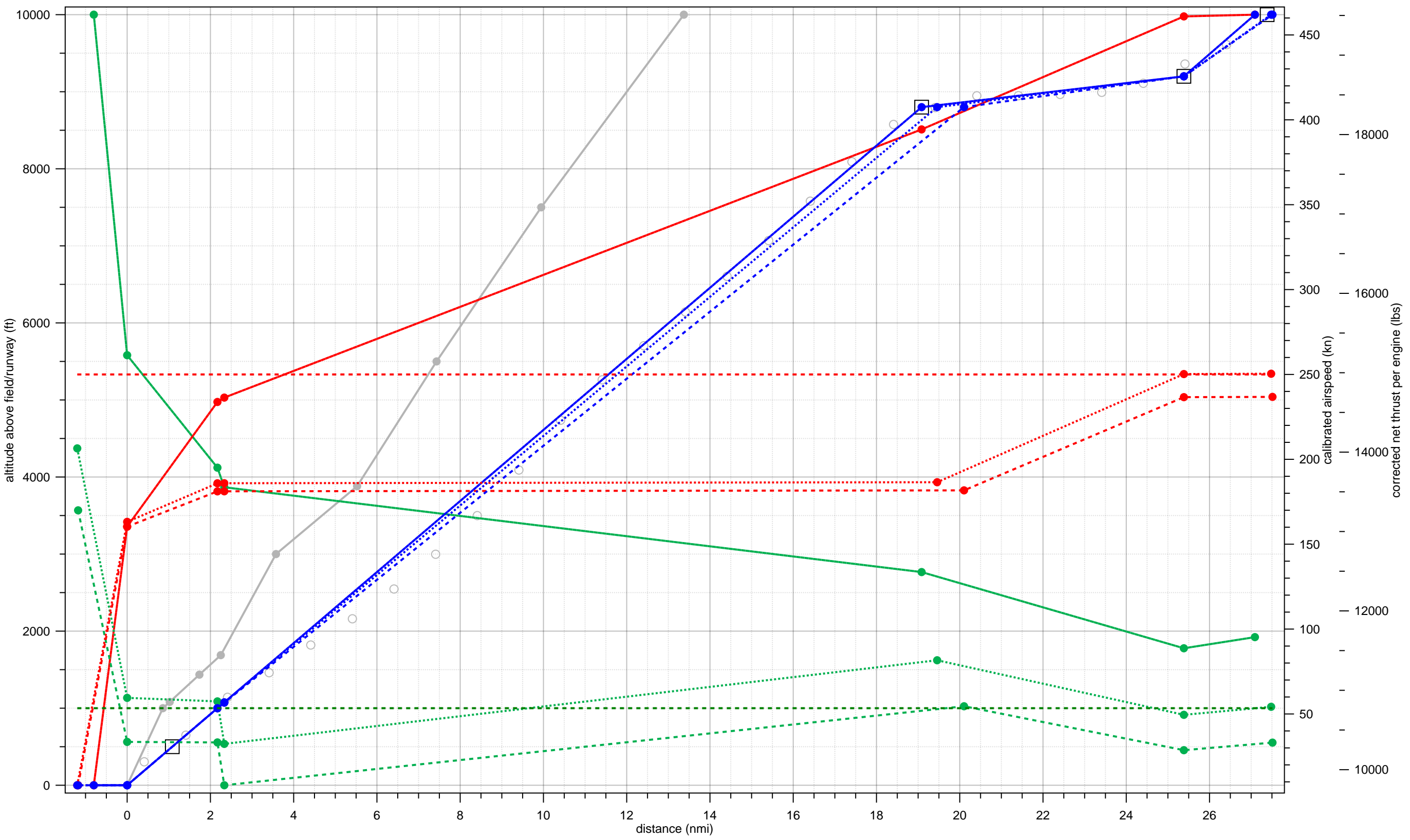
737400 fit to 44-D-B738-LJ-3-9000-3to9-19to28 (Standard Weight = 70%)



Legend

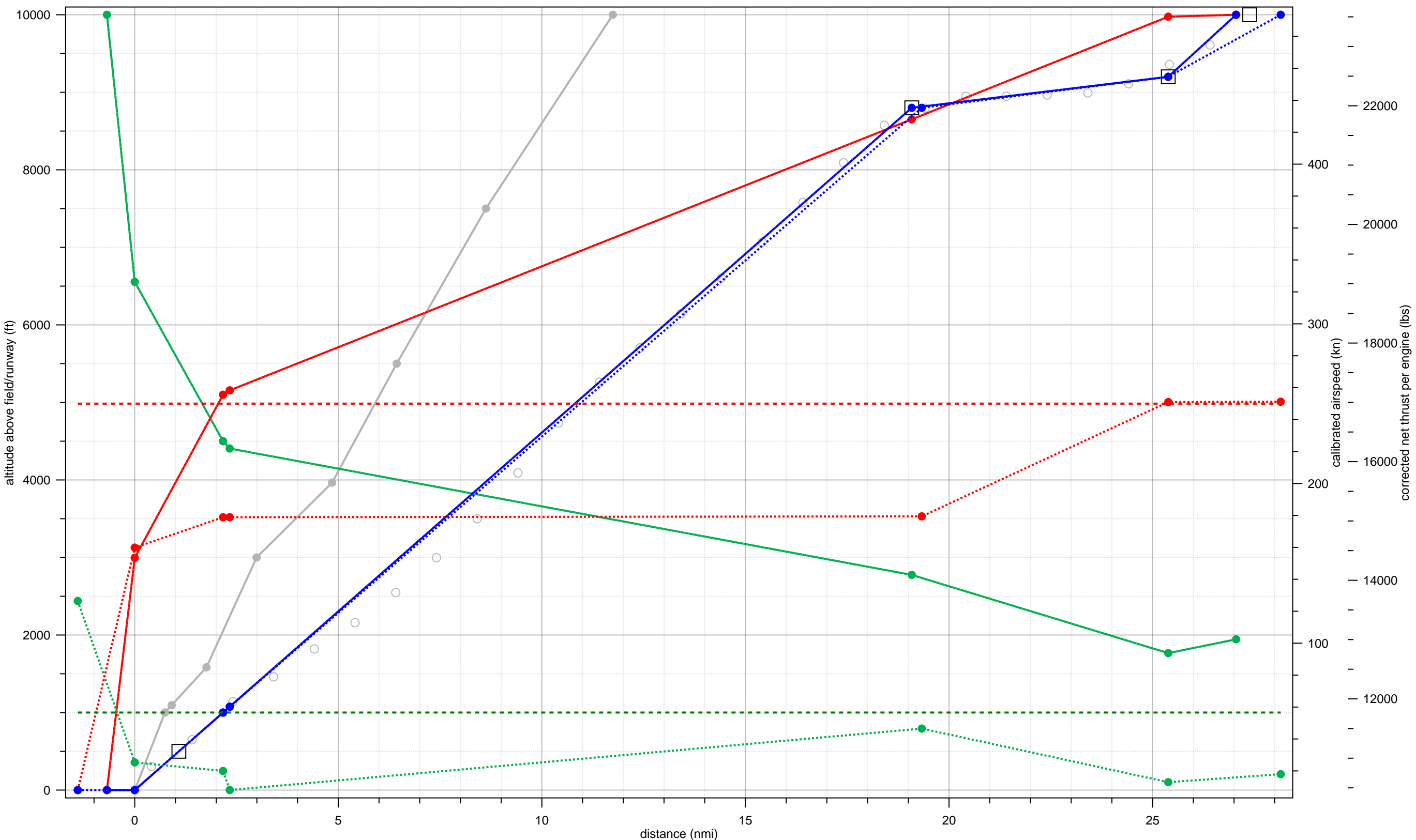
- StdD3 (Grey solid line with circles)
- SimpleTargets (White square)
- RawTargets (White circle)
- StdThr,StdWgt:FitThr (Green solid line with circles)
- StdThr,StdWgt:FitSpd (Red solid line with circles)
- StdThr,StdWgt:FitAlt (Blue solid line with circles)
- T-34,C-34,StdWgt:FitThr (Green dotted line with circles)
- T-30,C-30,W+7%;FitThr (Green dotted line with circles)
- MaxMtoThrustAlt (Green dashed line)
- T-34,C-34,StdWgt:FitSpd (Red dotted line with circles)
- T-30,C-30,W+7%;FitSpd (Red dotted line with circles)
- T-30,C-30,W+7%;FitAlt (Blue dotted line with circles)
- maxCAS (Red dashed line)

737500 fit to 44-D-B738-LJ-3-9000-3to9-19to28 (Standard Weight = 70%)



Legend											
—●— StdD3	□ SimpleTargets	○ RawTargets	—●— StdThr,StdWgt:FitThr	—●— StdThr,StdWgt:FitSpd	—●— StdThr,StdWgt:FitAlt	—●— T-32,C-32,StdWgt:FitThr	—●— T-28,C-28,W+7%;FitThr	—●— T-28,C-28,W+7%;FitSpd	—●— T-28,C-28,W+7%;FitAlt	—●— maxCAS	—●— MaxMtoThrustAlt

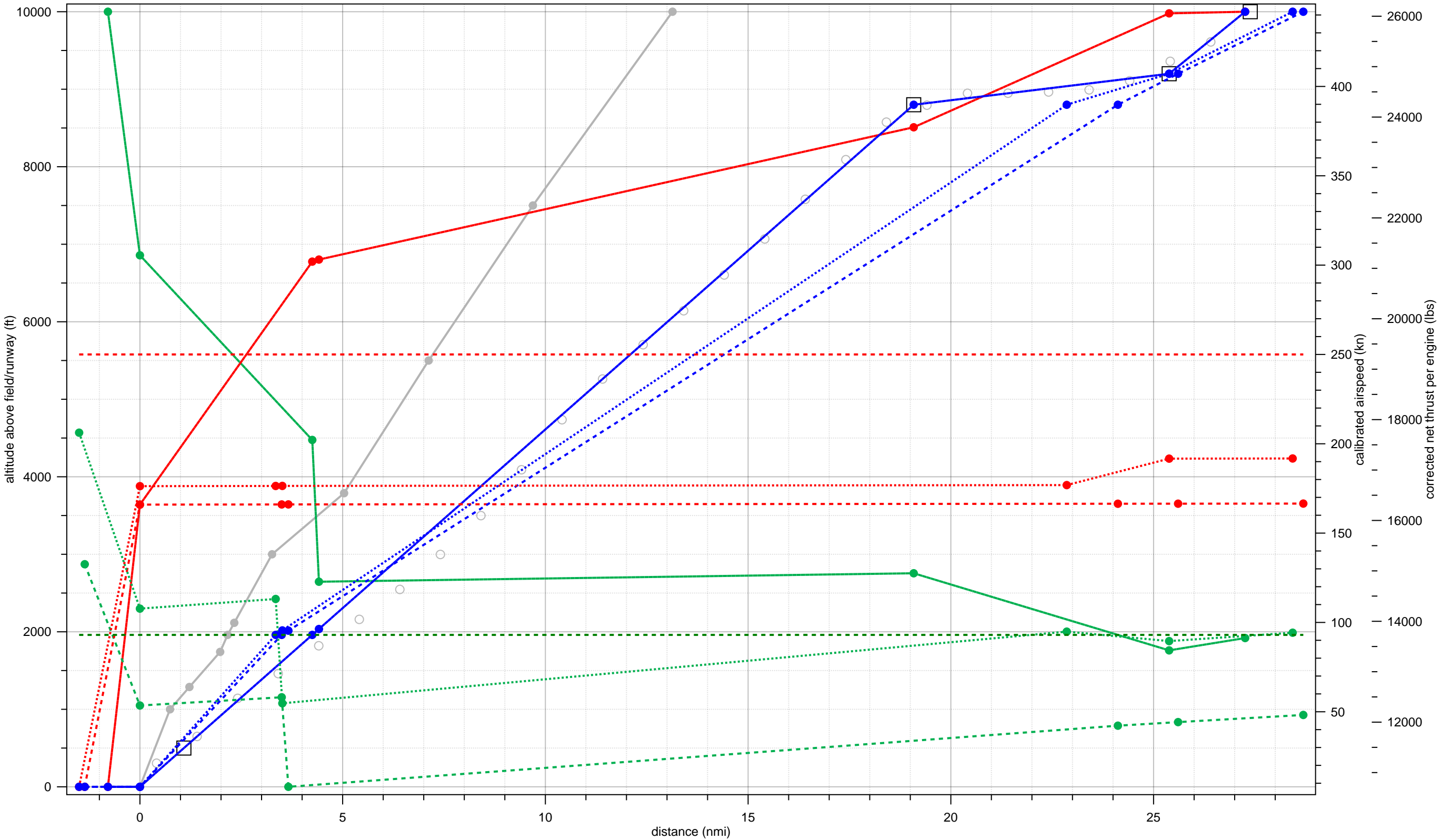
737700 fit to 44-D-B738-LJ-3-9000-3to9-19to28 (Standard Weight = 67%)



Legend

—●— StdD3	□ SimpleTargets	○ RawTargets	—●— StdThr,StdWgt:FitThr	—●— StdThr,StdWgt:FitSpd	—●— StdThr,StdWgt:FitAlt	—●— T-42,C-42,W+16%;FitThr
—●— T-42,C-42,W+16%;FitSpd	—●— T-42,C-42,W+16%;FitAlt	--- maxCAS	--- MaxMtoThrustAlt			

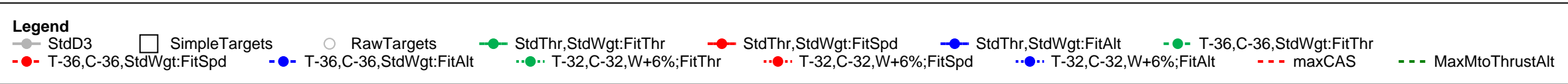
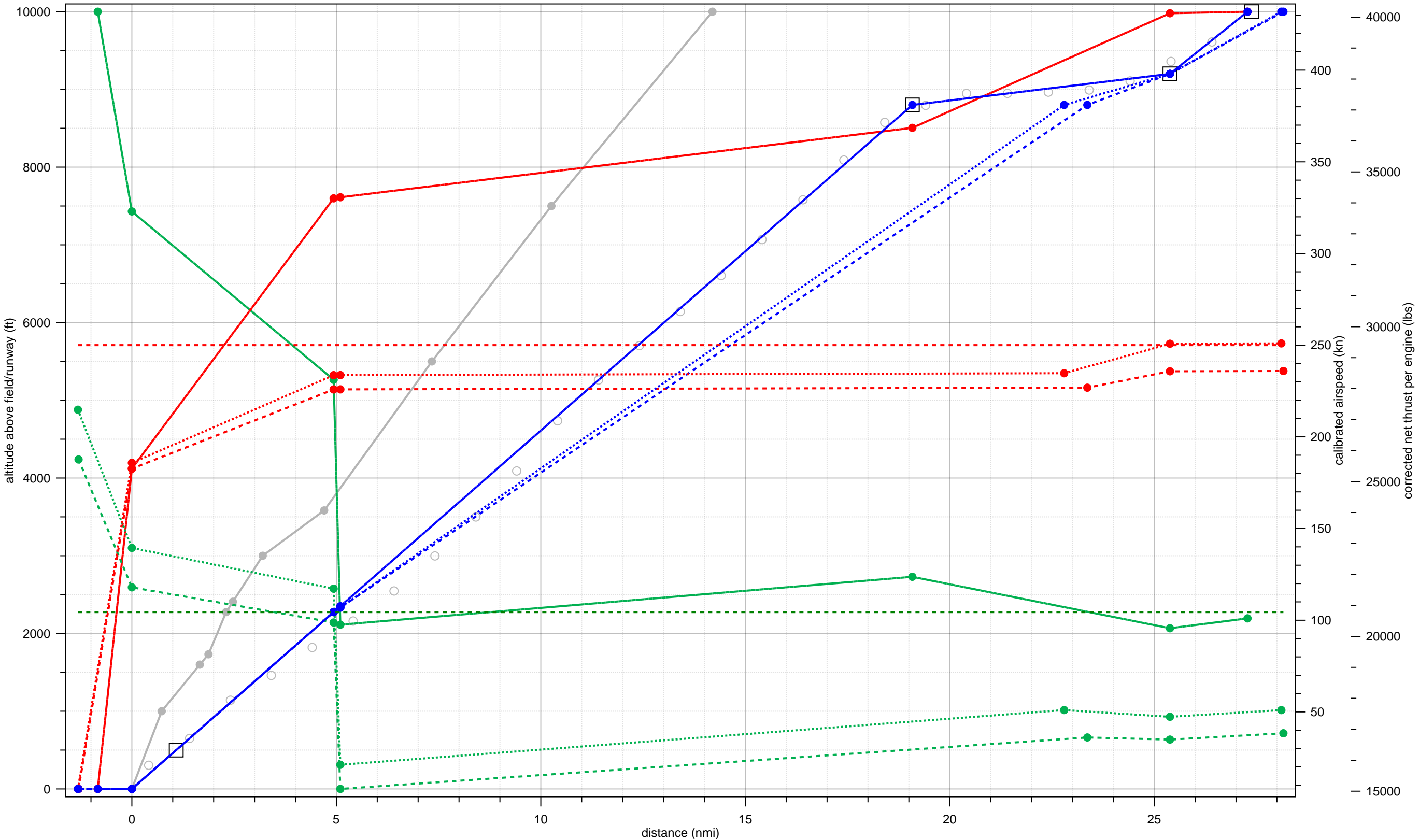
737800 fit to 44-D-B738-LJ-3-9000-3to9-19to28 (Standard Weight = 66%)



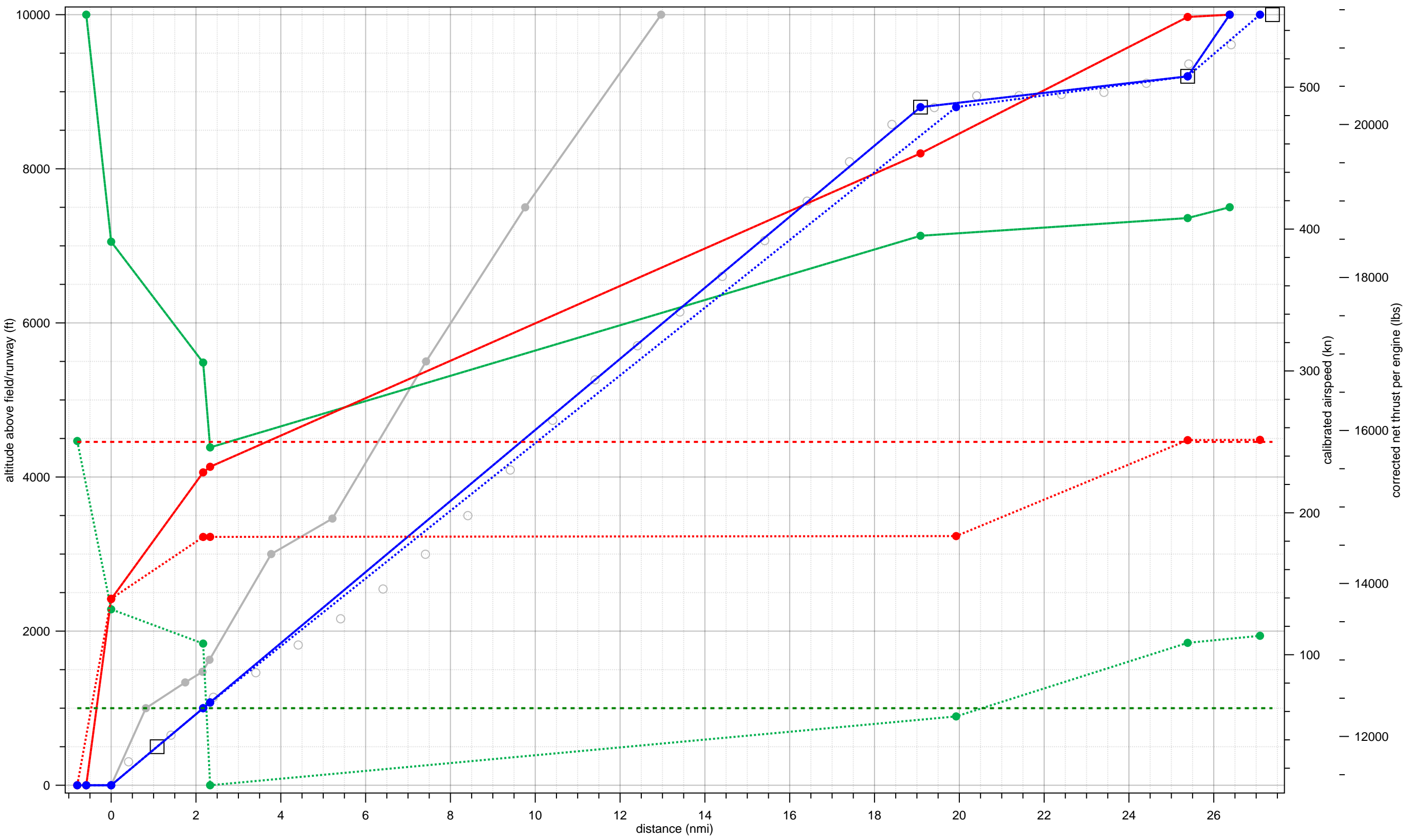
Legend

—●— StdD3	□ SimpleTargets	○ RawTargets	—●— StdThr, StdWgt: FitThr	—●— StdThr, StdWgt: FitSpd	—●— StdThr, StdWgt: FitAlt	—●— T-42, C-42, StdWgt: FitThr
—●— T-42, C-42, StdWgt: FitSpd	—●— T-42, C-42, StdWgt: FitAlt	—●— T-32, C-32, W+23%; FitThr	—●— T-32, C-32, W+23%; FitSpd	—●— T-32, C-32, W+23%; FitAlt	—●— T-42, C-42, StdWgt: FitThr	—●— MaxMtoThrustAlt
—●— MaxMtoThrustAlt						

757300 fit to 44-D-B738-LJ-3-9000-3to9-19to28 (Standard Weight = 60%)

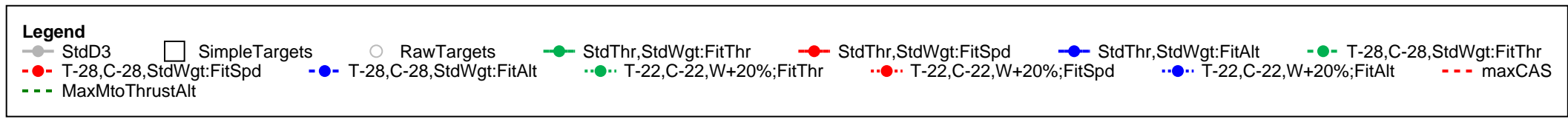
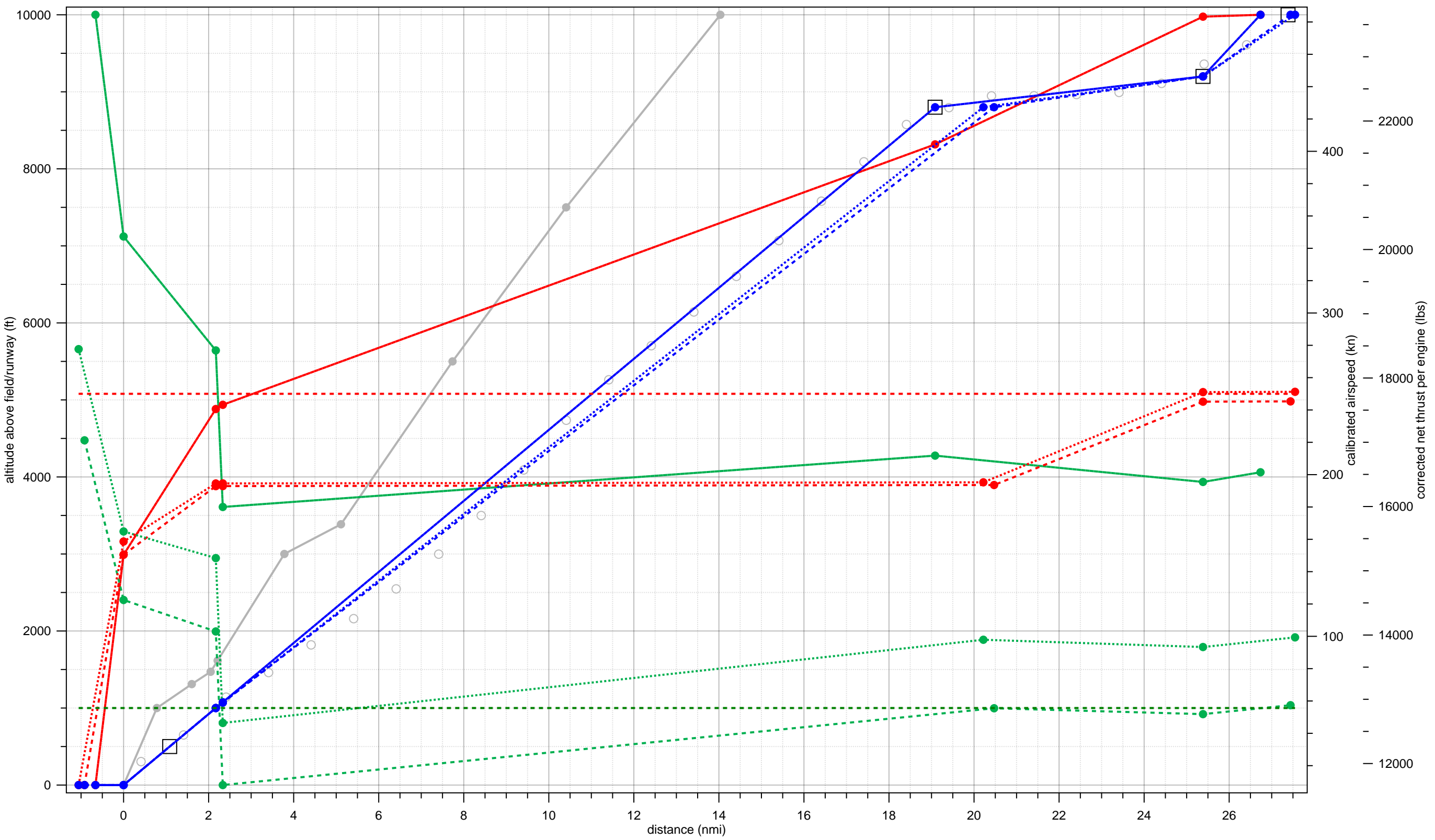


A319-131 fit to 44-D-B738-LJ-3-9000-3to9-19to28 (Standard Weight = 63%)

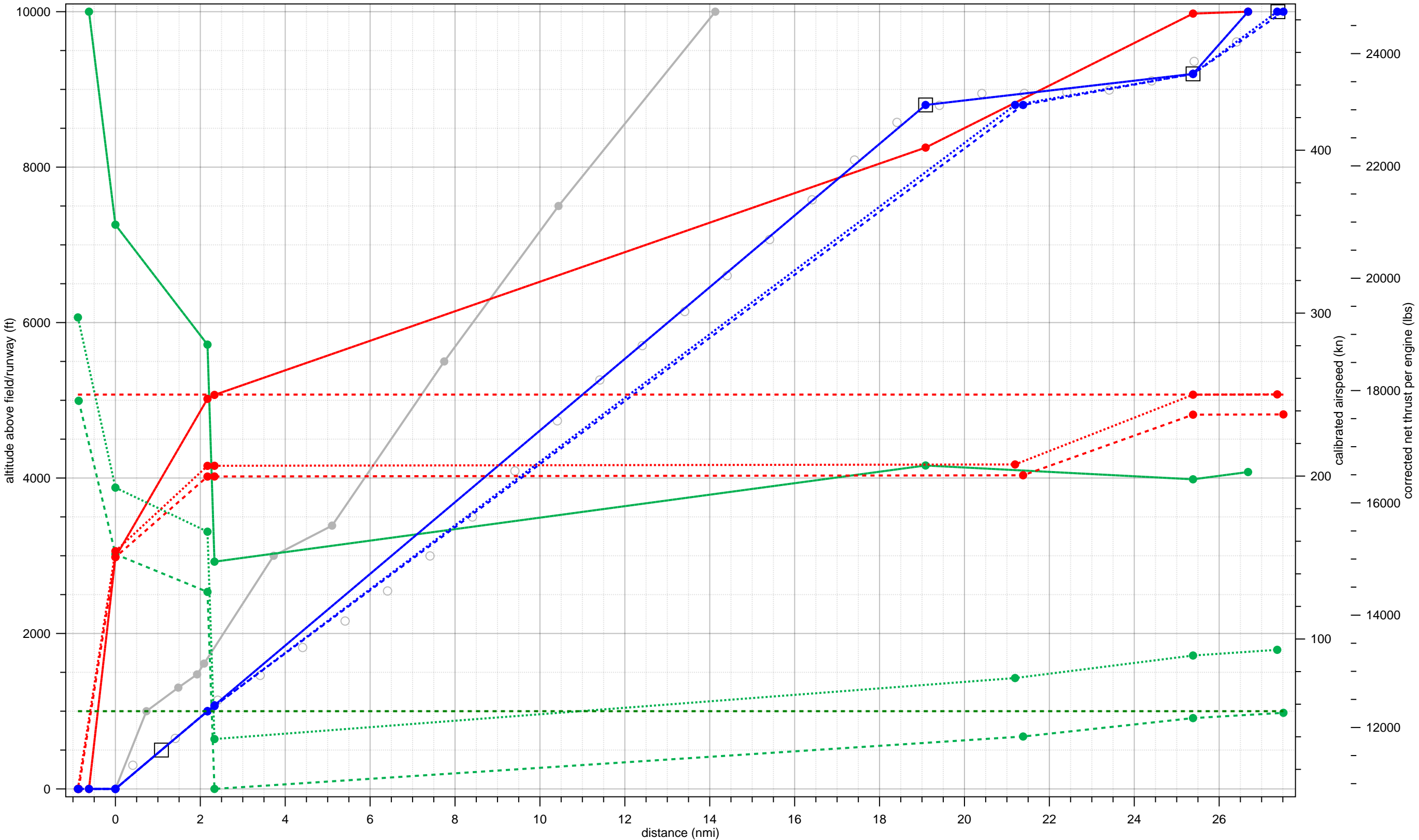


Legend						
● StdD3	□ SimpleTargets	○ RawTargets	● StdThr,StdWgt:FitThr	● StdThr,StdWgt:FitSpd	● StdThr,StdWgt:FitAlt	● T-26,C-26,W+1%;FitThr
● T-26,C-26,W+1%;FitSpd	● T-26,C-26,W+1%;FitAlt	--- maxCAS	--- MaxMtoThrustAlt			

A320-211 fit to 44-D-B738-LJ-3-9000-3to9-19to28 (Standard Weight = 71%)

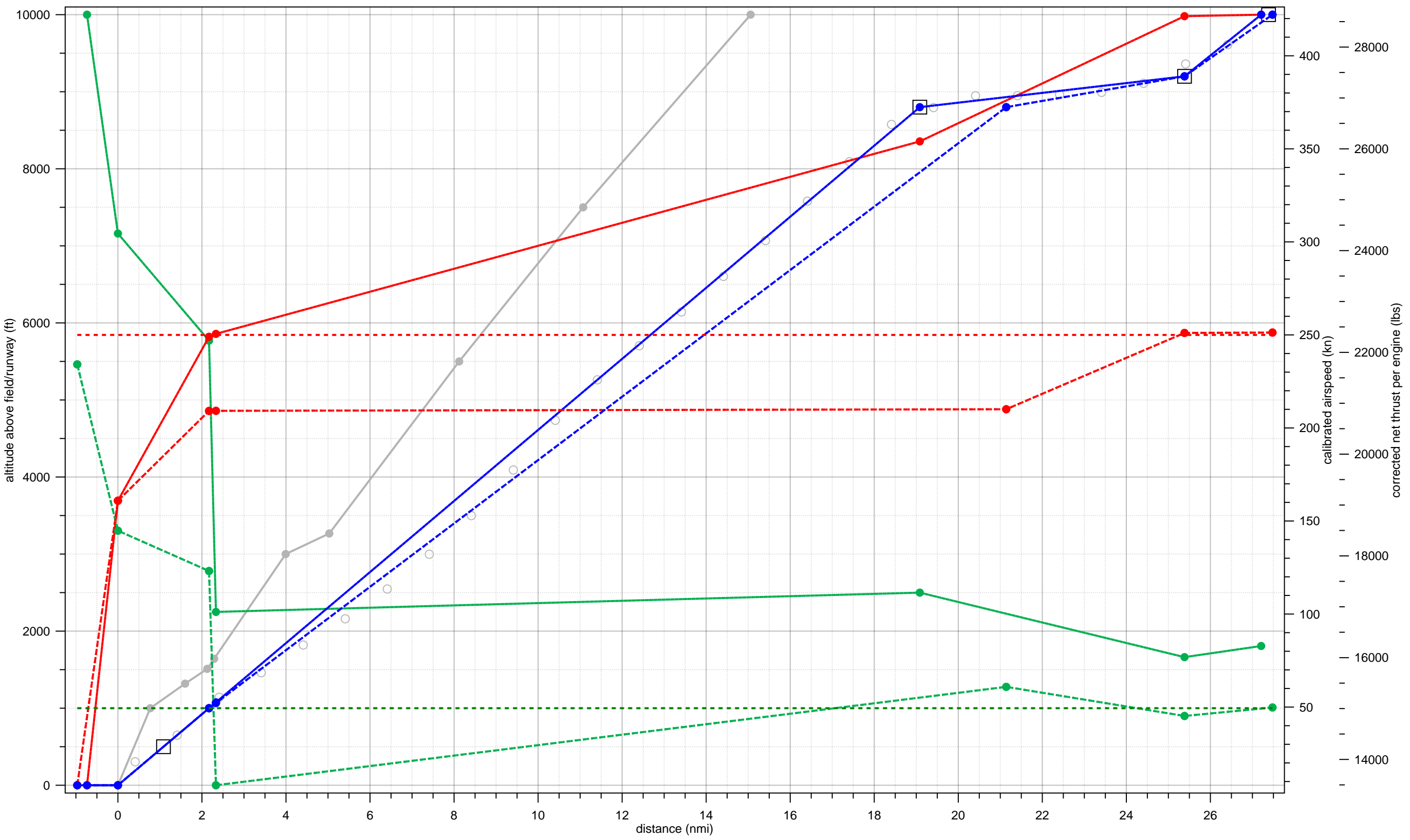


A320-232 fit to 44-D-B738-LJ-3-9000-3to9-19to28 (Standard Weight = 69%)



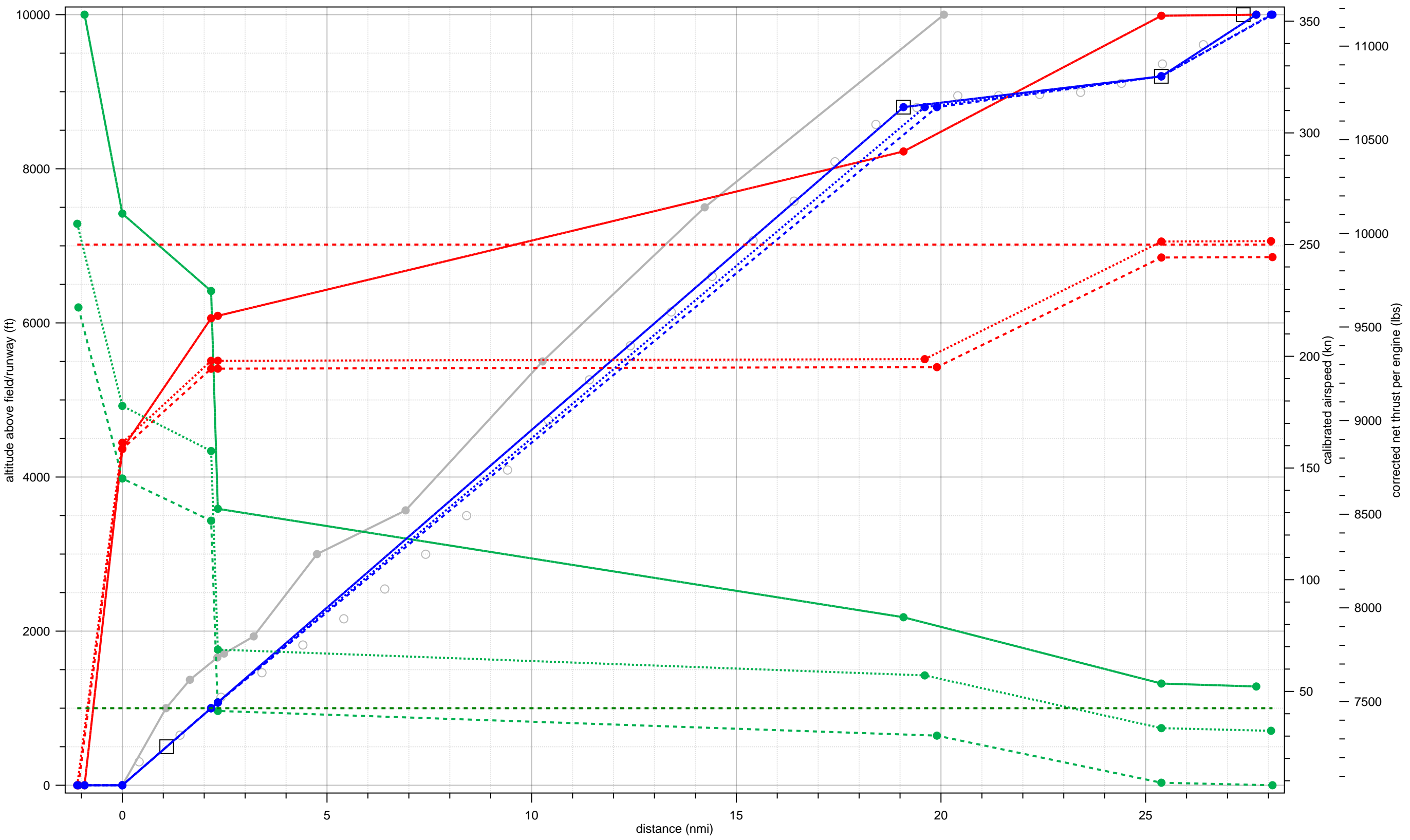
Legend											
● StdD3	□ SimpleTargets	○ RawTargets	—●— StdThr,StdWgt:FitThr	—●— StdThr,StdWgt:FitSpd	—●— StdThr,StdWgt:FitAlt	—●— T-28,C-28,StdWgt:FitThr	—●— T-22,C-22,W+9%;FitThr	—●— T-22,C-22,W+9%;FitSpd	—●— T-22,C-22,W+9%;FitAlt	—●— maxCAS	—●— MaxMtoThrustAlt

A321-232 fit to 44-D-B738-LJ-3-9000-3to9-19to28 (Standard Weight = 71%)



Legend													
StdD3	SimpleTargets	RawTargets	StdThr,StdWgt:FitThr	StdThr,StdWgt:FitSpd	StdThr,StdWgt:FitAlt	T-24,C-24,StdWgt:FitThr	T-24,C-24,StdWgt:FitSpd	T-24,C-24,StdWgt:FitAlt	T-24,C-24,W+0%;FitThr	T-24,C-24,W+0%;FitSpd	T-24,C-24,W+0%;FitAlt	maxCAS	MaxMtoThrustAlt

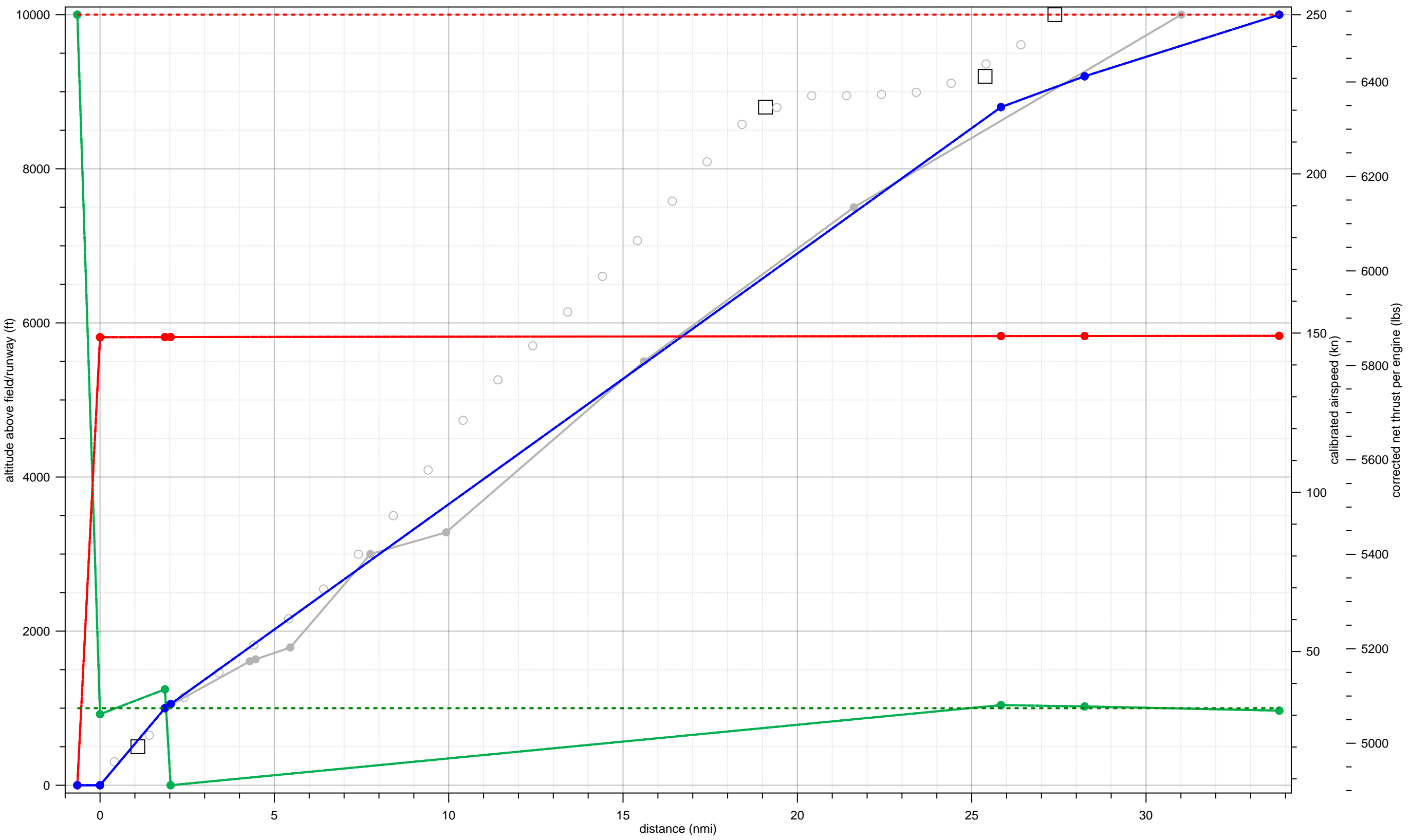
BAC111 fit to 44-D-B738-LJ-3-9000-3to9-19to28 (Standard Weight = 88%)



Legend

- StdD3 (Grey solid line with circles)
- SimpleTargets (Open square)
- RawTargets (Open circle)
- StdThr, StdWgt: FitThr (Green solid line with circles)
- StdThr, StdWgt: FitSpd (Red solid line with circles)
- StdThr, StdWgt: FitAlt (Blue solid line with circles)
- T-14, C-14, StdWgt: FitThr (Green dotted line with circles)
- T-10, C-10, W+8%; FitThr (Green dash-dot line with circles)
- T-14, C-14, StdWgt: FitSpd (Red dash-dot line with circles)
- T-10, C-10, W+8%; FitSpd (Red dotted line with circles)
- T-14, C-14, StdWgt: FitAlt (Blue dash-dot line with circles)
- T-10, C-10, W+8%; FitAlt (Blue dotted line with circles)
- maxCAS (Red dashed line)
- MaxMtoThrustAlt (Green dashed line)

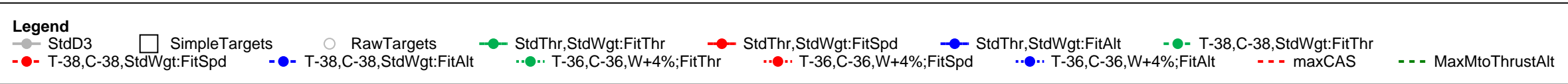
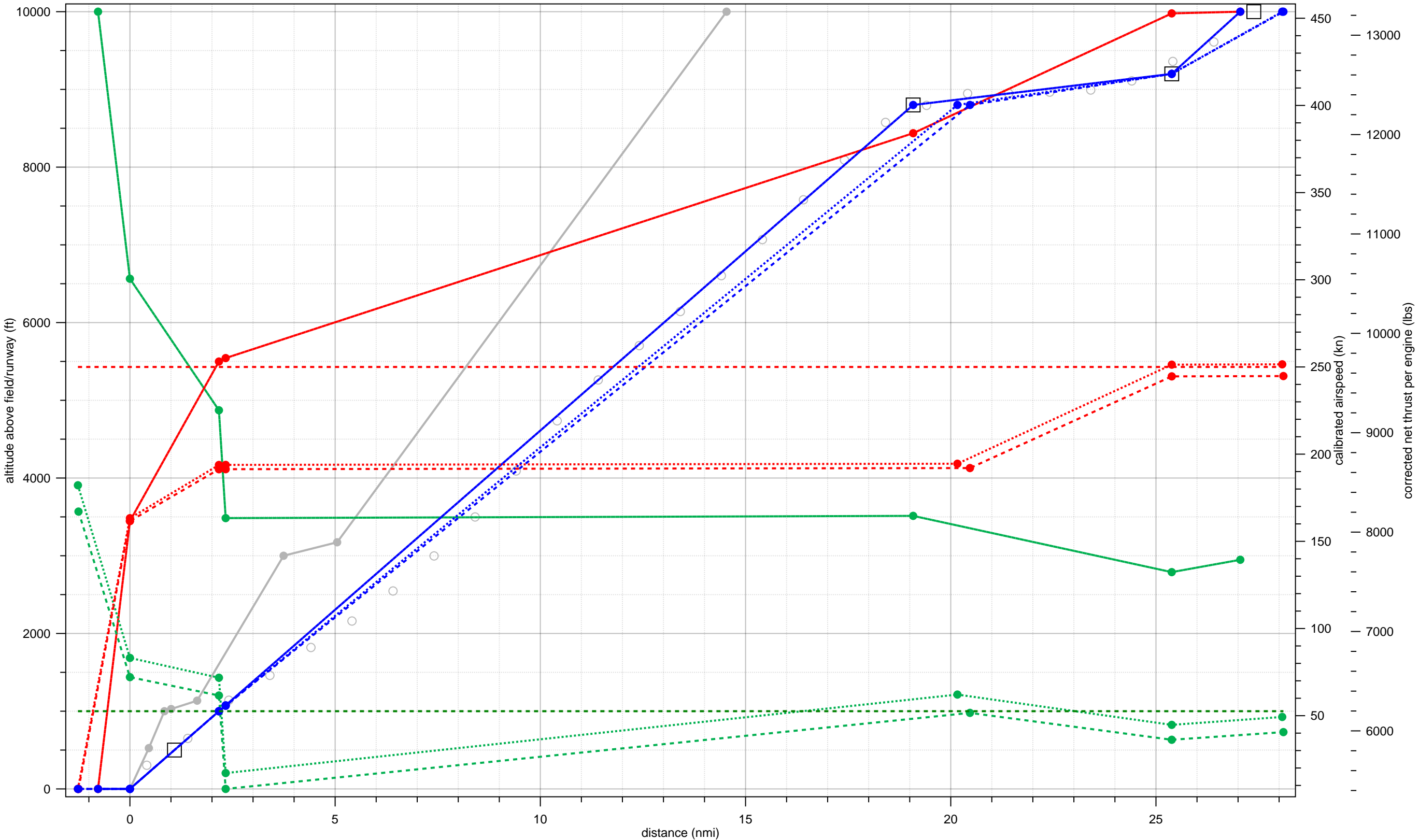
BAE146 fit to 44-D-B738-LJ-3-9000-3to9-19to28 (Standard Weight = 95%)



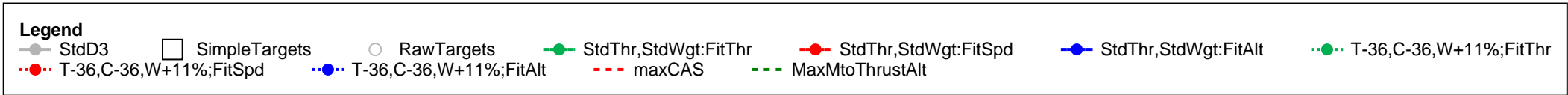
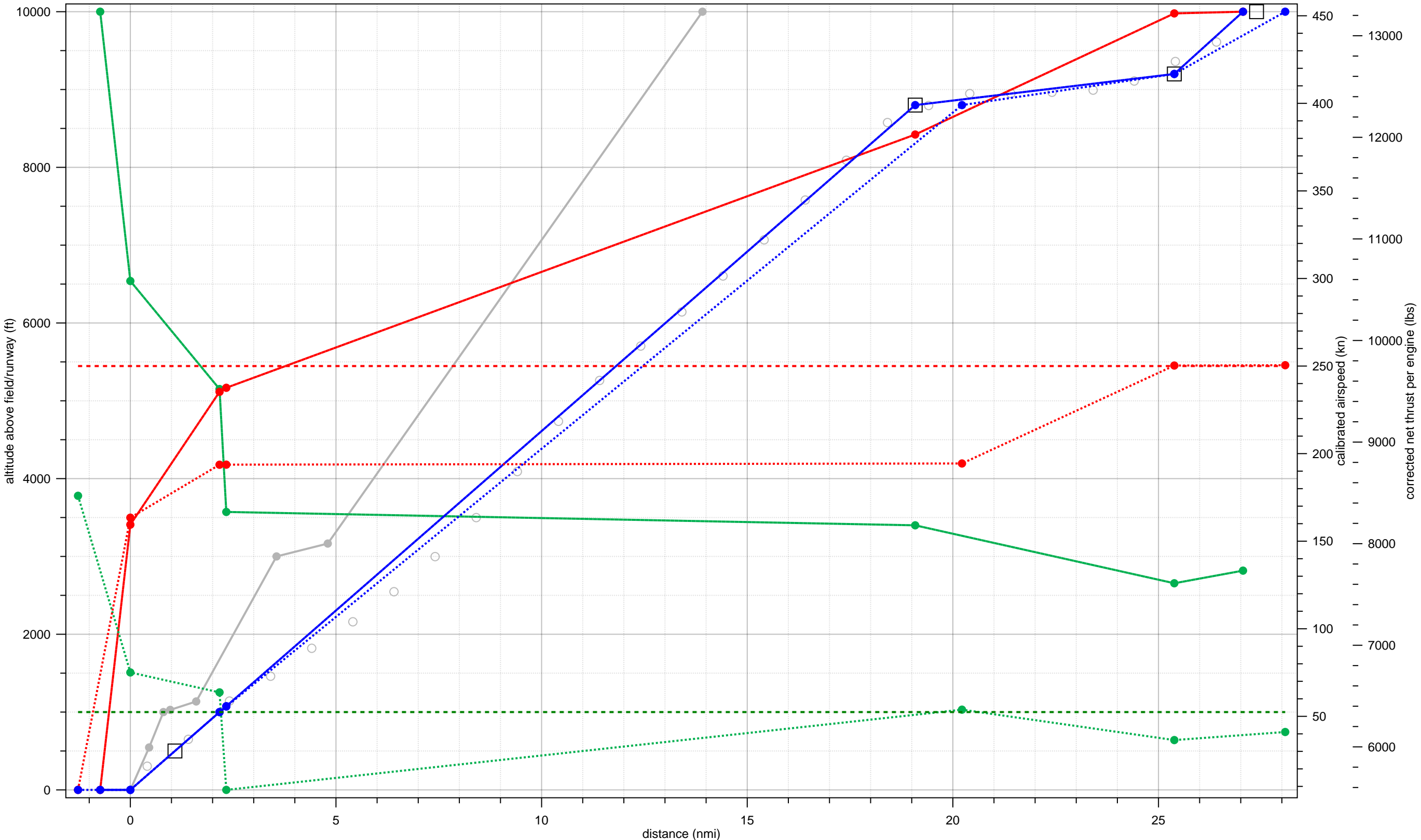
Legend

- StdD3 (grey line with circles)
- SimpleTargets (open square)
- RawTargets (open circle)
- StdThr,StdWgt:FitThr (solid green line with circles)
- StdThr,StdWgt:FitSpd (solid red line with circles)
- StdThr,StdWgt:FitAlt (solid blue line with circles)
- T-00,C-00,StdWgt:FitThr (dashed green line with circles)
- T-00,C-00,StdWgt:FitSpd (dashed red line with circles)
- T-00,C-00,StdWgt:FitAlt (dashed blue line with circles)
- T-00,C-00,W+1%;FitThr (dotted green line with circles)
- T-00,C-00,W+1%;FitSpd (dotted red line with circles)
- T-00,C-00,W+1%;FitAlt (dotted blue line with circles)
- maxCAS (dashed red horizontal line)
- MaxMtoThrustAlt (dashed green horizontal line)

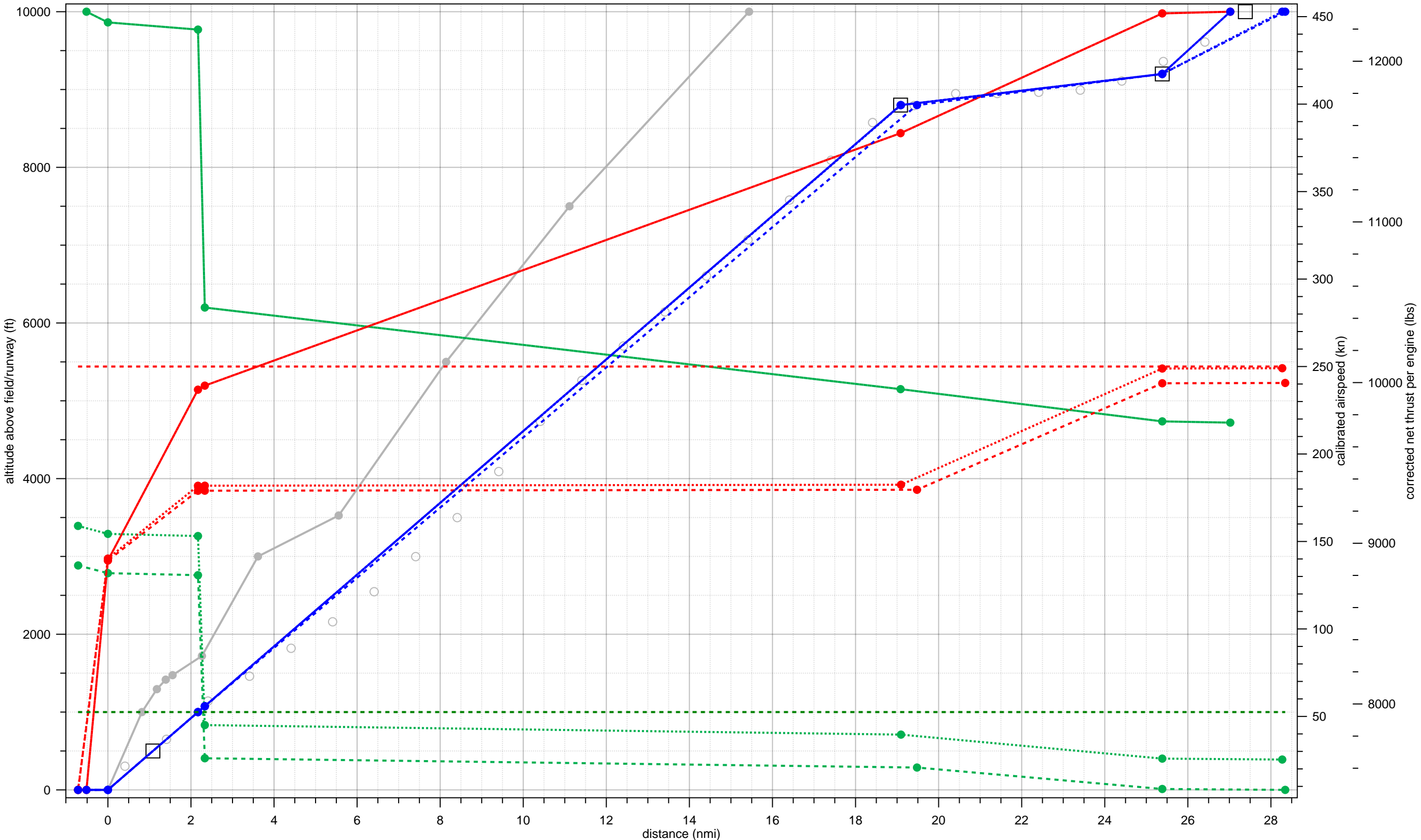
CRJ9-ER fit to 44-D-B738-LJ-3-9000-3to9-19to28 (Standard Weight = 85%)



CRJ9-LR fit to 44-D-B738-LJ-3-9000-3to9-19to28 (Standard Weight = 68%)

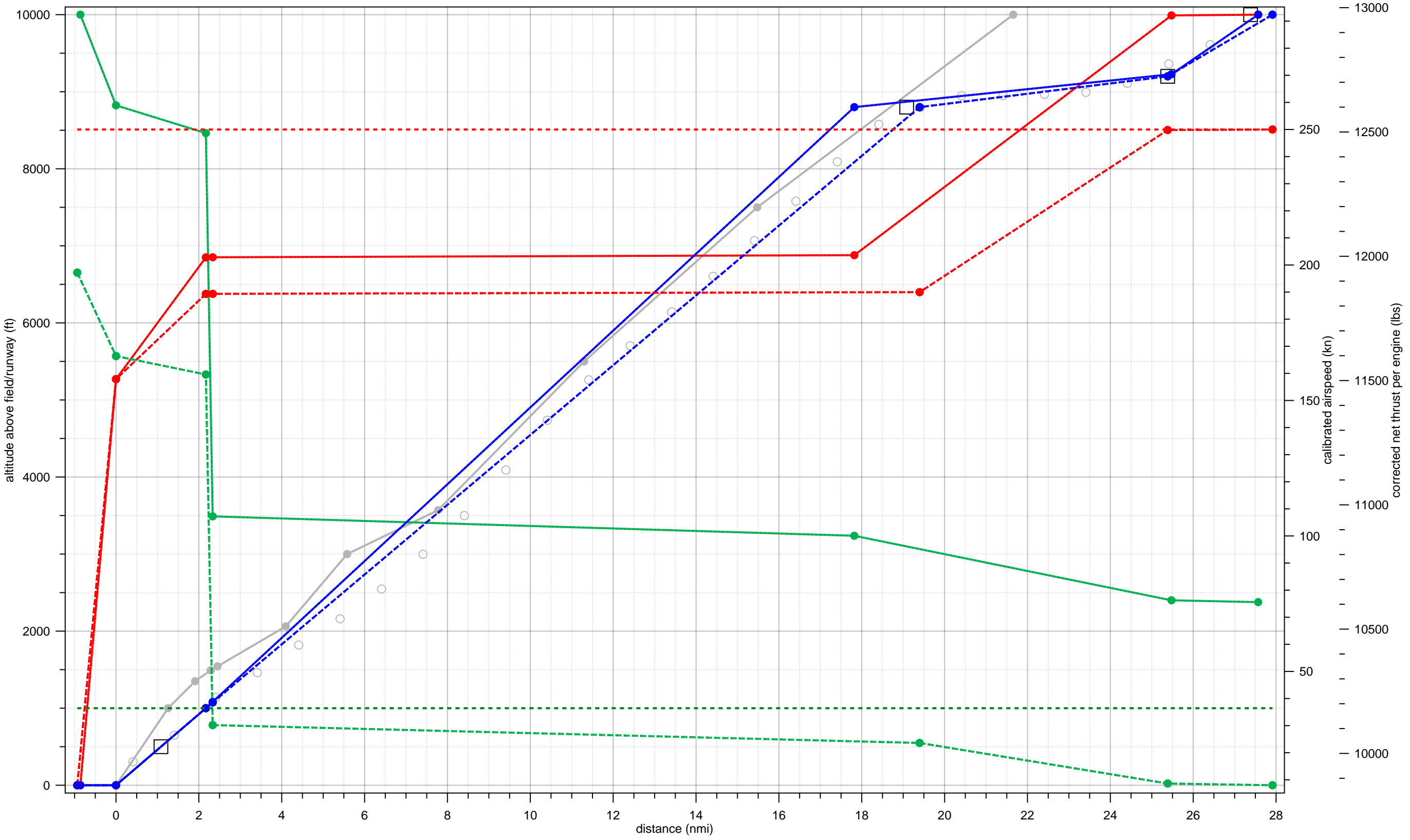


DC9Q7 fit to 44-D-B738-LJ-3-9000-3to9-19to28 (Standard Weight = 82%)



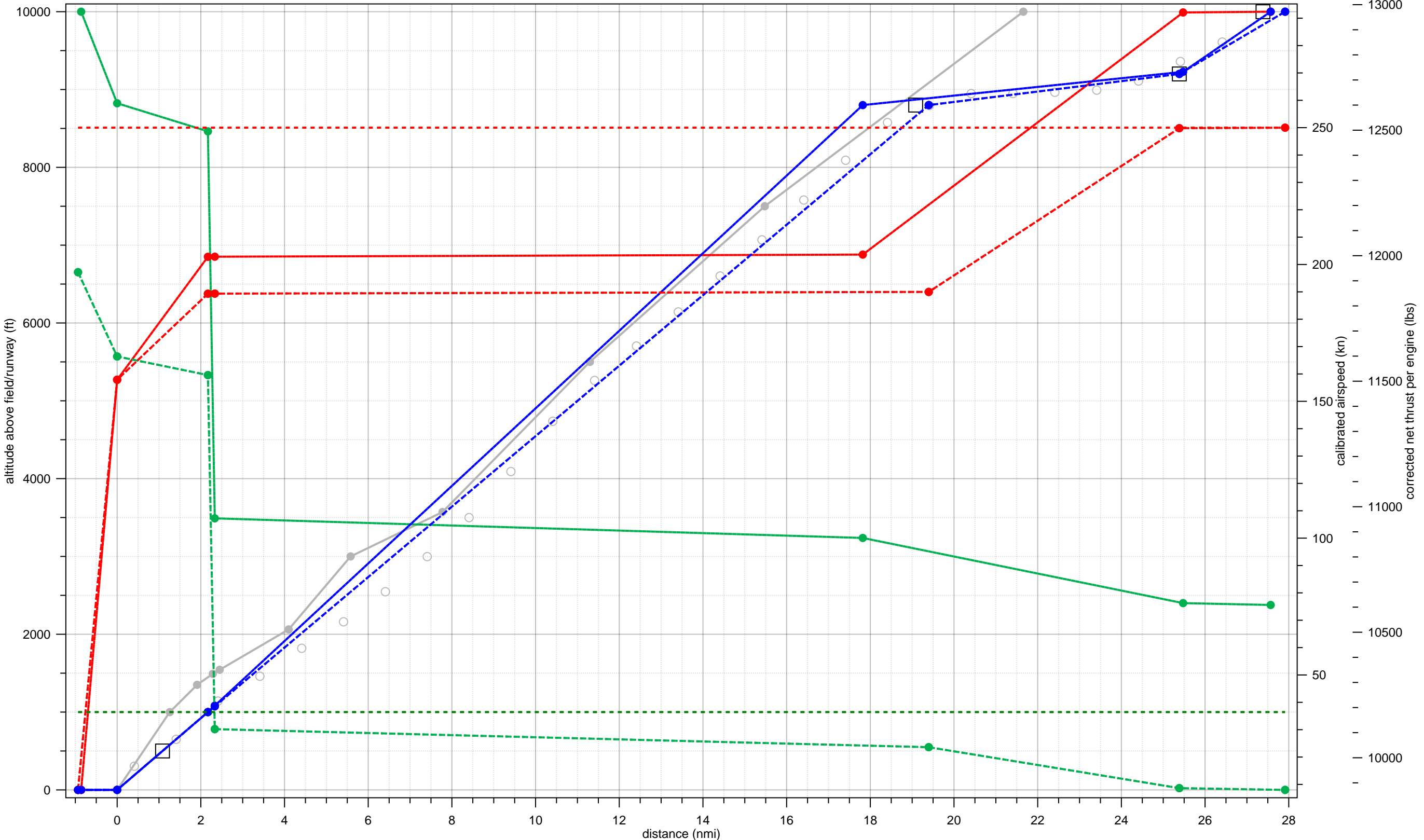
Legend											
—●— StdD3	□ SimpleTargets	○ RawTargets	—●— StdThr,StdWgt:FitThr	—●— StdThr,StdWgt:FitSpd	—●— StdThr,StdWgt:FitAlt	—●— T-28,C-28,StdWgt:FitThr	—●— T-26,C-26,W+5%;FitThr	—●— T-26,C-26,W+5%;FitSpd	—●— T-26,C-26,W+5%;FitAlt	—●— maxCAS	—●— MaxMtoThrustAlt

DC9Q9 fit to 44-D-B738-LJ-3-9000-3to9-19to28 (Standard Weight = 96%)



Legend									
StdD3	SimpleTargets	RawTargets	StdThr,StdWgt:FitThr	StdThr,StdWgt:FitSpd	StdThr,StdWgt:FitAlt	T-08,C-08,StdWgt:FitThr	T-08,C-08,StdWgt:FitSpd	T-08,C-08,StdWgt:FitAlt	T-08,C-08,W+0%;FitThr
T-08,C-08,StdWgt:FitSpd	T-08,C-08,StdWgt:FitAlt	T-08,C-08,W+0%;FitThr	T-08,C-08,W+0%;FitSpd	T-08,C-08,W+0%;FitAlt	maxCAS	MaxMtoThrustAlt			

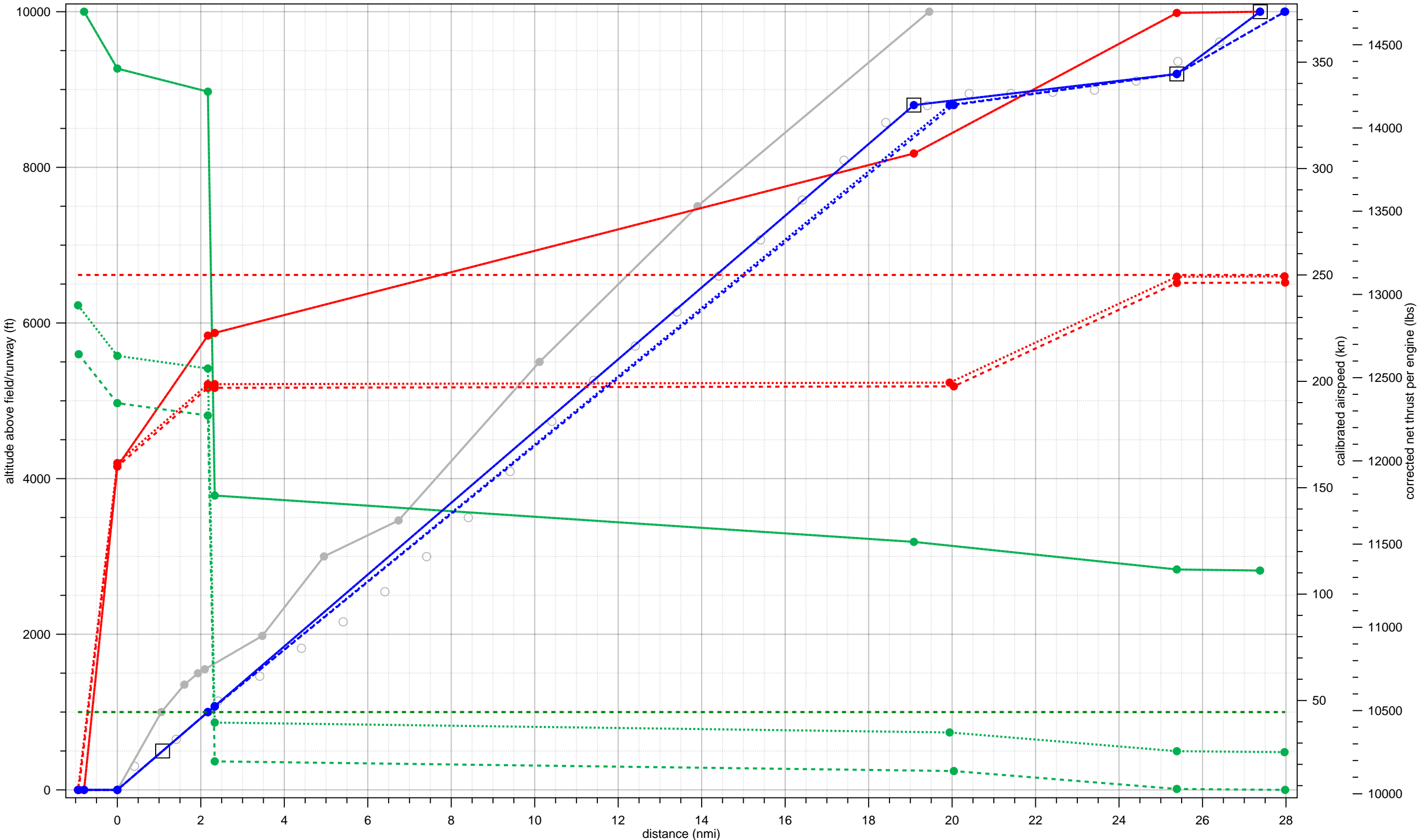
DC93LW fit to 44-D-B738-LJ-3-9000-3to9-19to28 (Standard Weight = 96%)



Legend

- StdD3 (Grey solid line with circles)
- SimpleTargets (Open square)
- RawTargets (Open circle)
- StdThr,StdWgt:FitThr (Green solid line with circles)
- StdThr,StdWgt:FitSpd (Red solid line with circles)
- StdThr,StdWgt:FitAlt (Blue solid line with circles)
- T-08,C-08,StdWgt:FitThr (Green dashed line with circles)
- T-08,C-08,StdWgt:FitSpd (Red dashed line with circles)
- T-08,C-08,StdWgt:FitAlt (Blue dashed line with circles)
- T-08,C-08,W+1%;FitThr (Green dotted line with circles)
- T-08,C-08,W+1%;FitSpd (Red dotted line with circles)
- T-08,C-08,W+1%;FitAlt (Blue dotted line with circles)
- maxCAS (Red dashed line)
- MaxMtoThrustAlt (Green dashed line)

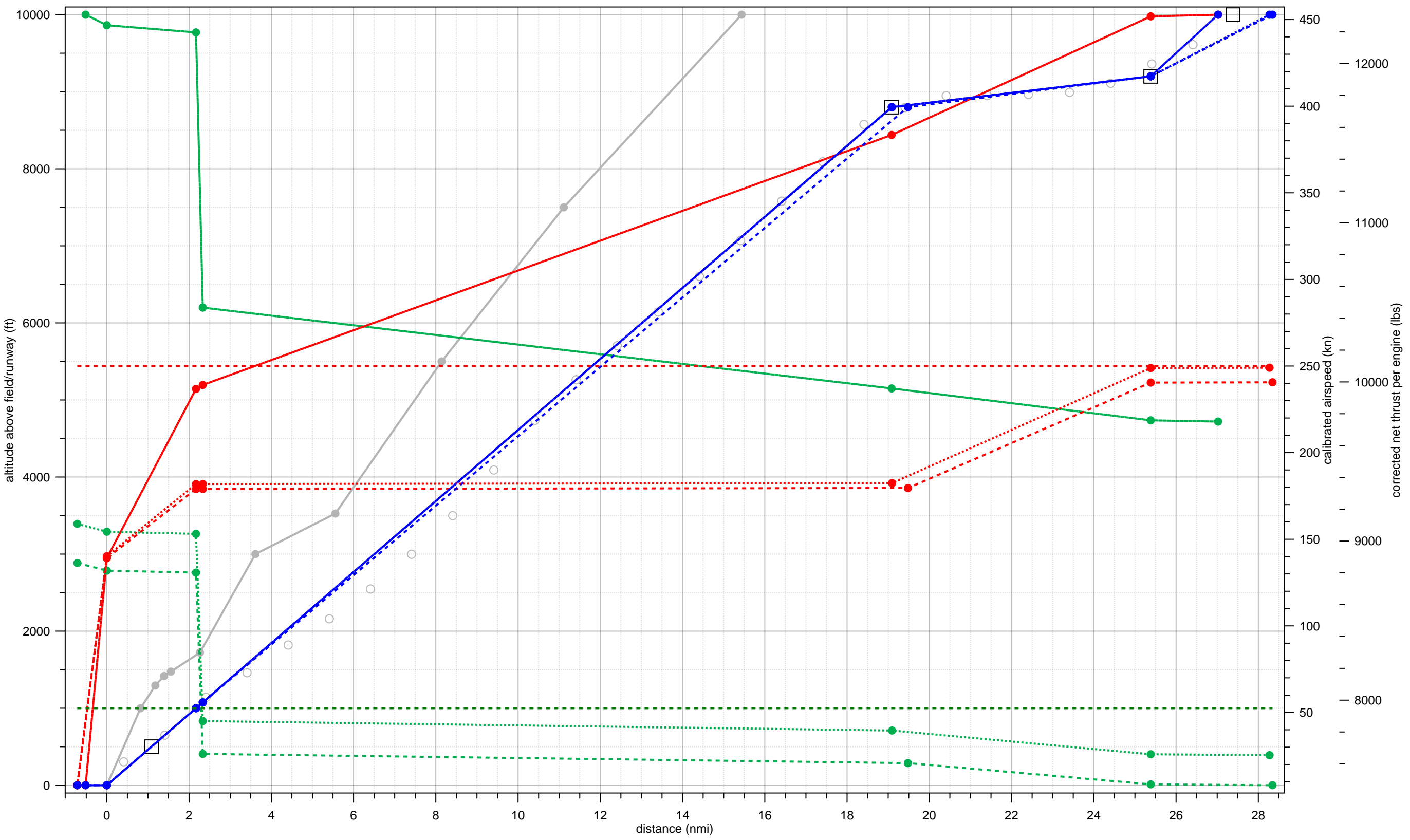
DC95HW fit to 44-D-B738-LJ-3-9000-3to9-19to28 (Standard Weight = 90%)



Legend

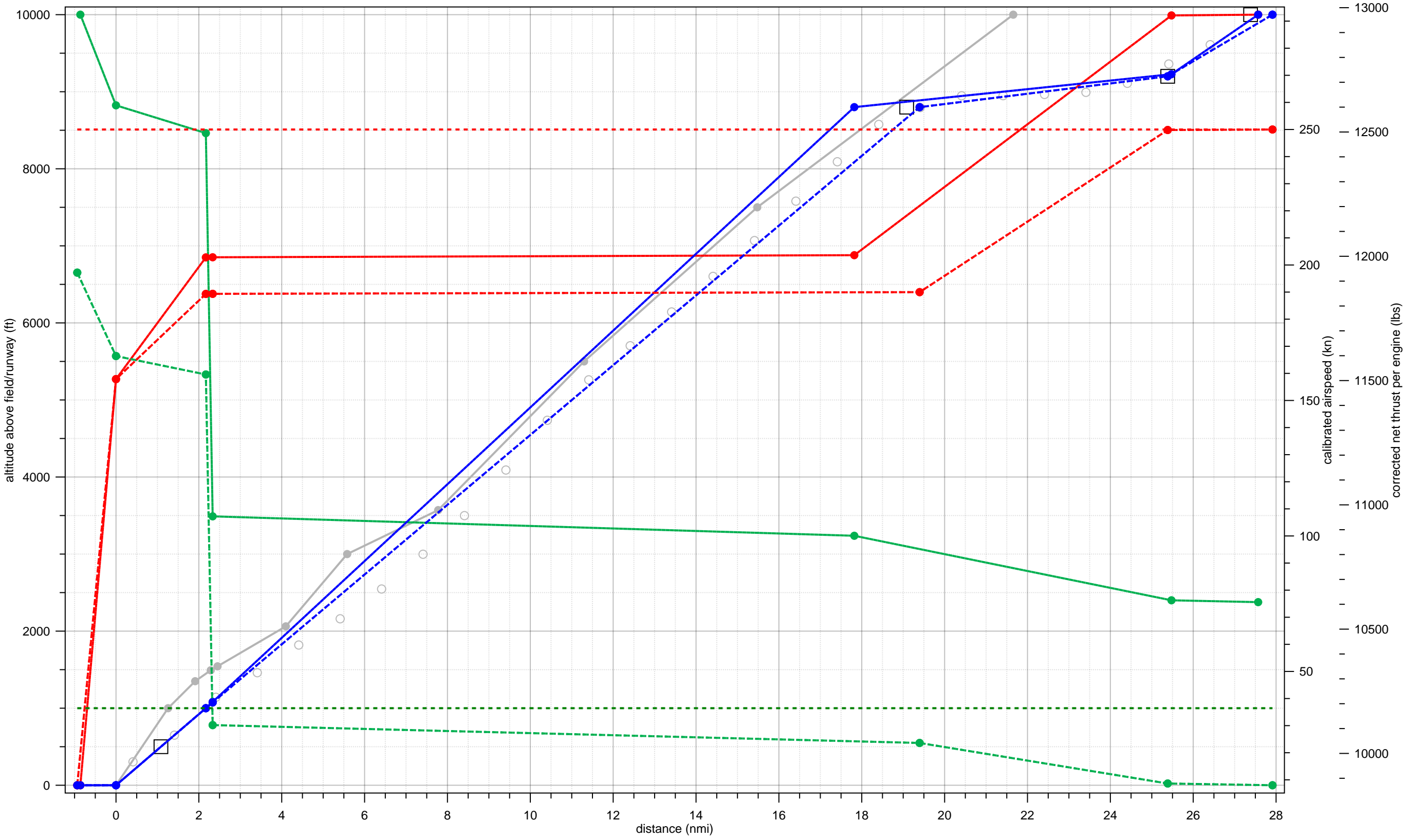
- StdD3 (Grey solid line with circles)
- SimpleTargets (White square)
- RawTargets (White circle)
- StdThr, StdWgt:FitThr (Green solid line with circles)
- StdThr, StdWgt:FitSpd (Red solid line with circles)
- StdThr, StdWgt:FitAlt (Blue solid line with circles)
- T-14, C-14, StdWgt:FitThr (Dotted green line with circles)
- T-14, C-14, StdWgt:FitSpd (Dotted red line with circles)
- T-14, C-14, StdWgt:FitAlt (Dotted blue line with circles)
- T-12, C-12, W+4%;FitThr (Dotted green line with circles)
- T-12, C-12, W+4%;FitSpd (Dotted red line with circles)
- T-12, C-12, W+4%;FitAlt (Dotted blue line with circles)
- maxCAS (Red dashed line)
- MaxMtoThrustAlt (Green dashed line)

DC910 fit to 44-D-B738-LJ-3-9000-3to9-19to28 (Standard Weight = 82%)



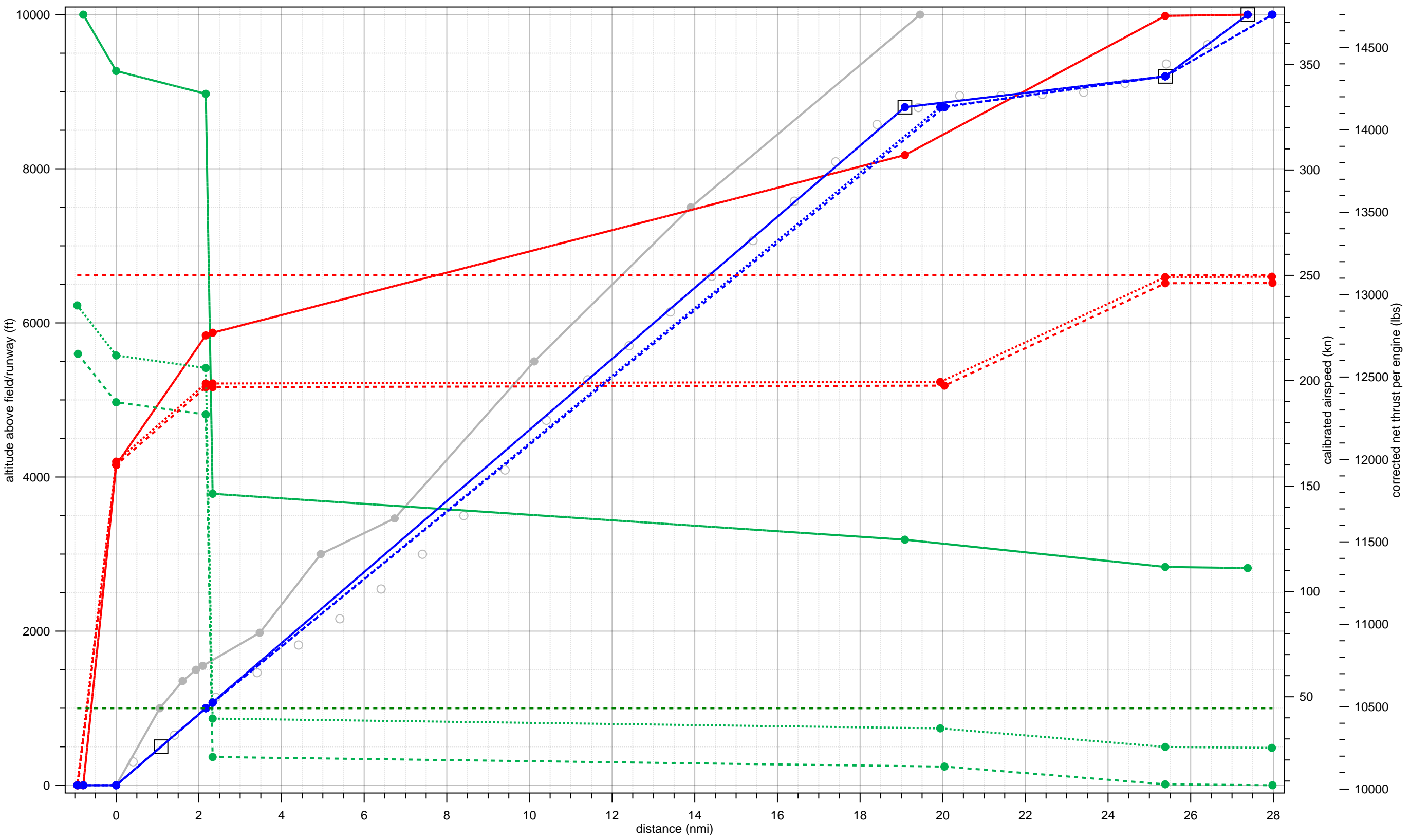
Legend													
StdD3	SimpleTargets	RawTargets	StdThr,StdWgt:FitThr	StdThr,StdWgt:FitSpd	StdThr,StdWgt:FitAlt	T-28,C-28,StdWgt:FitThr	T-26,C-26,W+5%;FitThr	T-28,C-28,StdWgt:FitSpd	T-26,C-26,W+5%;FitSpd	T-28,C-28,StdWgt:FitAlt	T-26,C-26,W+5%;FitAlt	maxCAS	MaxMtoThrustAlt

DC930 fit to 44-D-B738-LJ-3-9000-3to9-19to28 (Standard Weight = 96%)



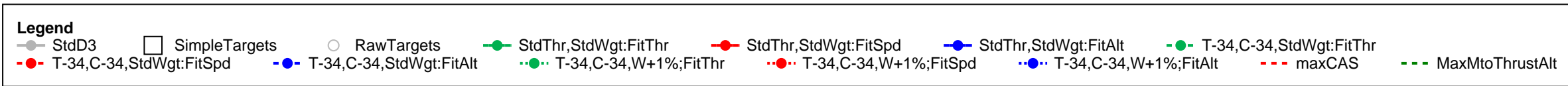
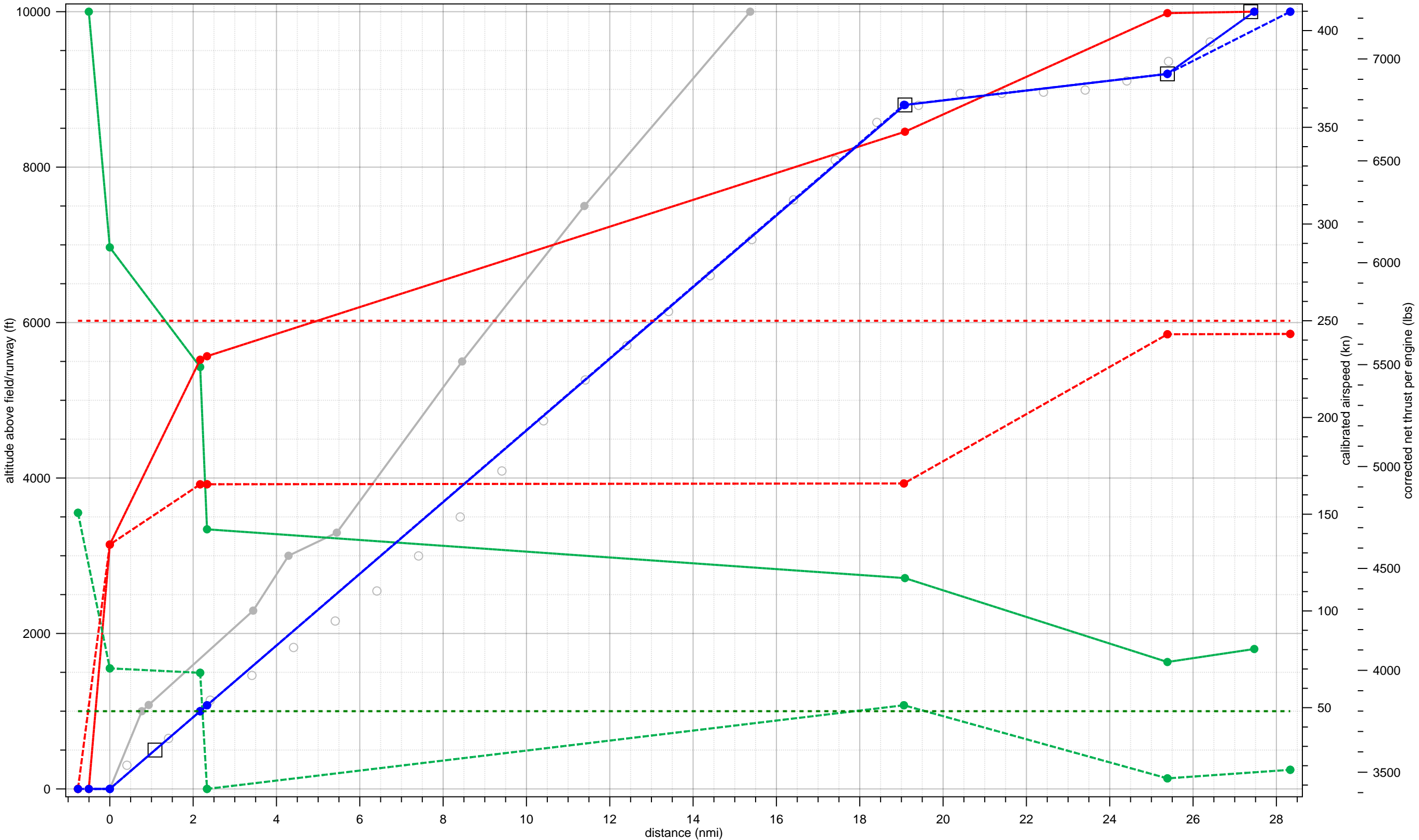
Legend											
StdD3	SimpleTargets	RawTargets	StdThr,StdWgt:FitThr	StdThr,StdWgt:FitSpd	StdThr,StdWgt:FitAlt	T-08,C-08,StdWgt:FitThr	T-08,C-08,W+0%;FitThr	T-08,C-08,W+0%;FitSpd	T-08,C-08,W+0%;FitAlt	maxCAS	MaxMtoThrustAlt

DC950 fit to 44-D-B738-LJ-3-9000-3to9-19to28 (Standard Weight = 90%)

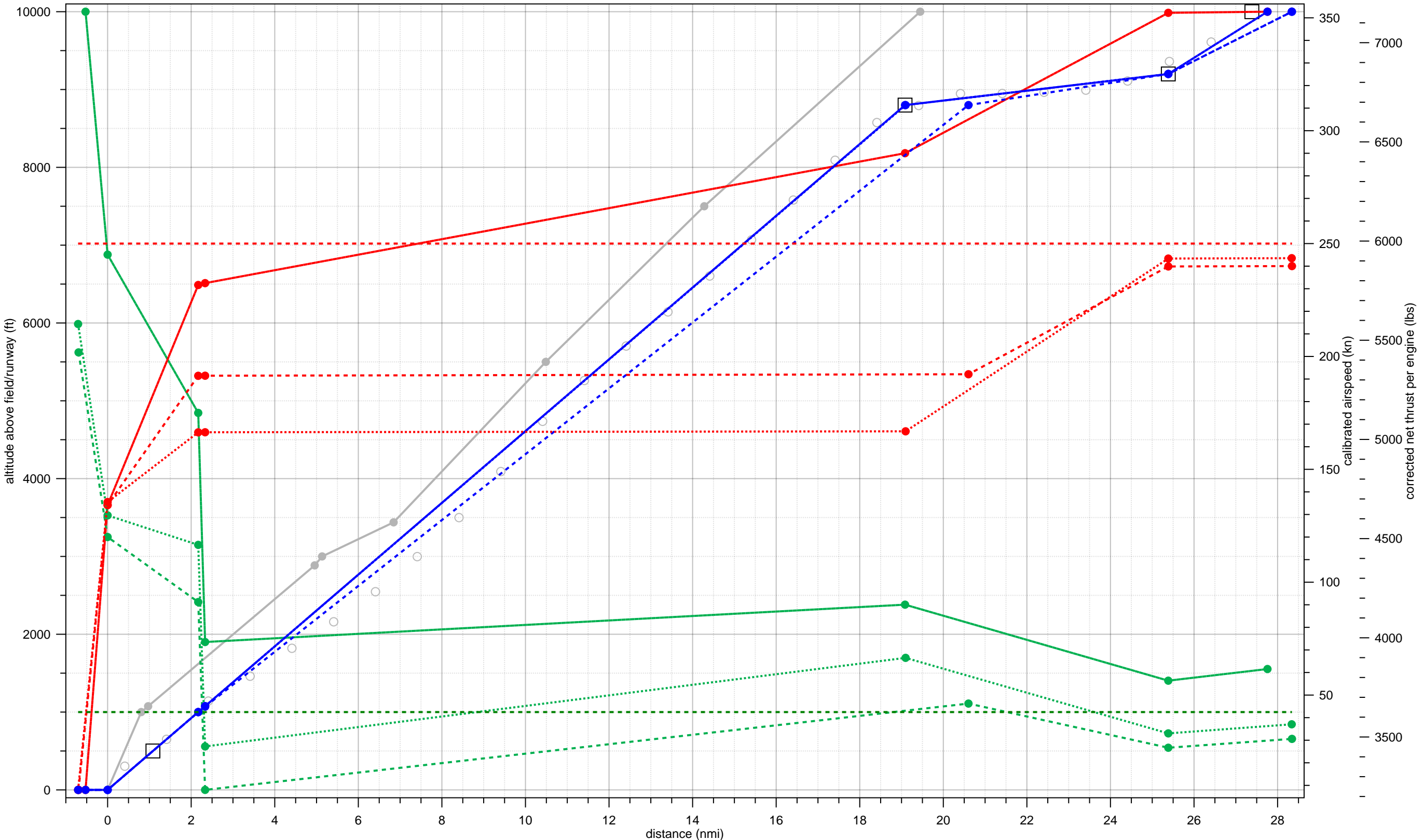


Legend											
—●— StdD3	□ SimpleTargets	○ RawTargets	—●— StdThr,StdWgt:FitThr	—●— StdThr,StdWgt:FitSpd	—●— StdThr,StdWgt:FitAlt	—●— T-14,C-14,StdWgt:FitThr	—●— T-12,C-12,W+4%;FitThr	—●— T-12,C-12,W+4%;FitSpd	—●— T-12,C-12,W+4%;FitAlt	—●— maxCAS	—●— MaxMtoThrustAlt

EMB14L fit to 44-D-B738-LJ-3-9000-3to9-19to28 (Standard Weight = 70%)

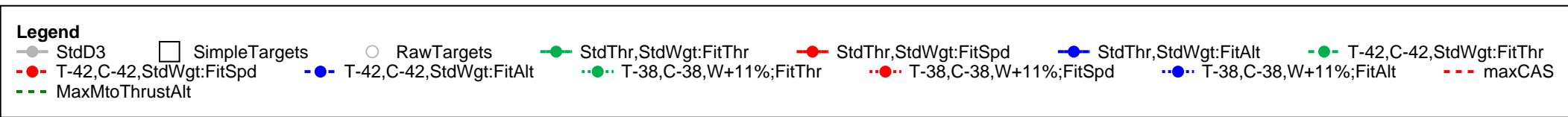
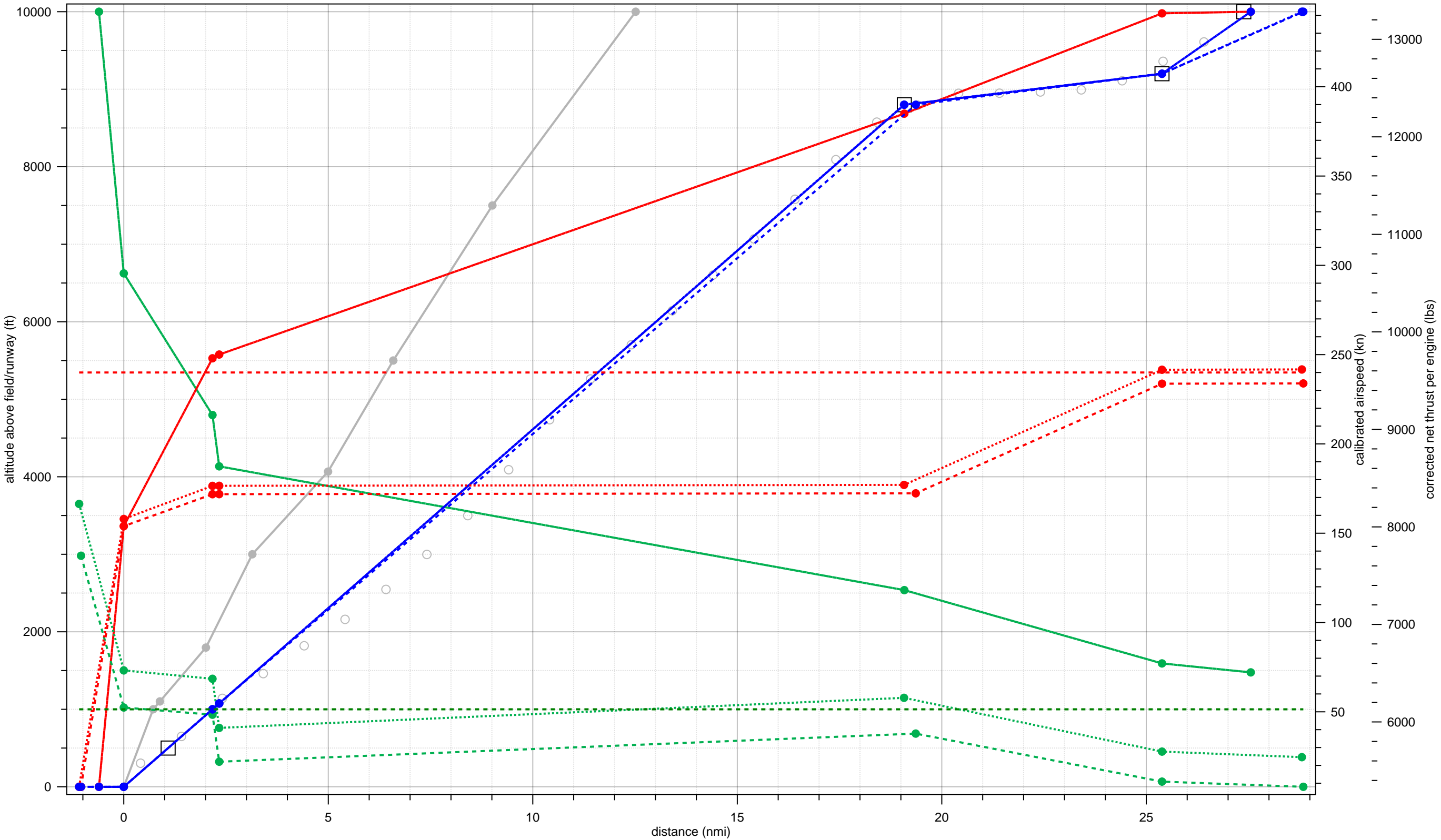


EMB145 fit to 44-D-B738-LJ-3-9000-3to9-19to28 (Standard Weight = 77%)

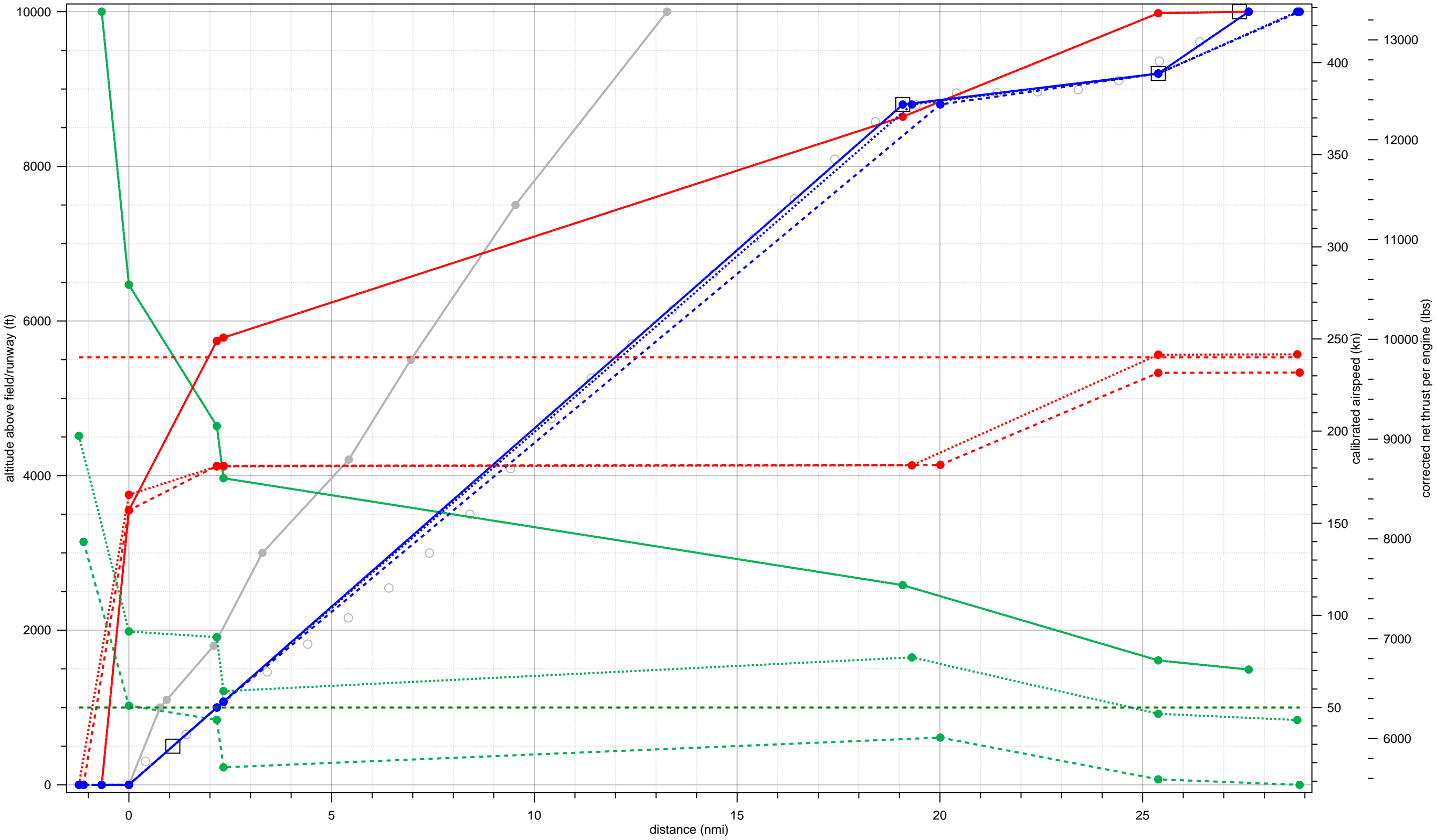


Legend									
● StdD3	□ SimpleTargets	○ RawTargets	—●— StdThr, StdWgt:FitThr	—●— StdThr, StdWgt:FitSpd	—●— StdThr, StdWgt:FitAlt	—●— T-24, C-24, StdWgt:FitThr			
—●— T-24, C-24, StdWgt:FitSpd	—●— T-22, C-22, W+6%;FitAlt	—●— T-22, C-22, W+6%;FitThr	—●— T-22, C-22, W+6%;FitSpd	—●— T-22, C-22, W+6%;FitAlt	—●— T-22, C-22, W+6%;FitThr	--- maxCAS	--- MaxMtoThrustAlt		

EMB170 fit to 44-D-B738-LJ-3-9000-3to9-19to28 (Standard Weight = 67%)

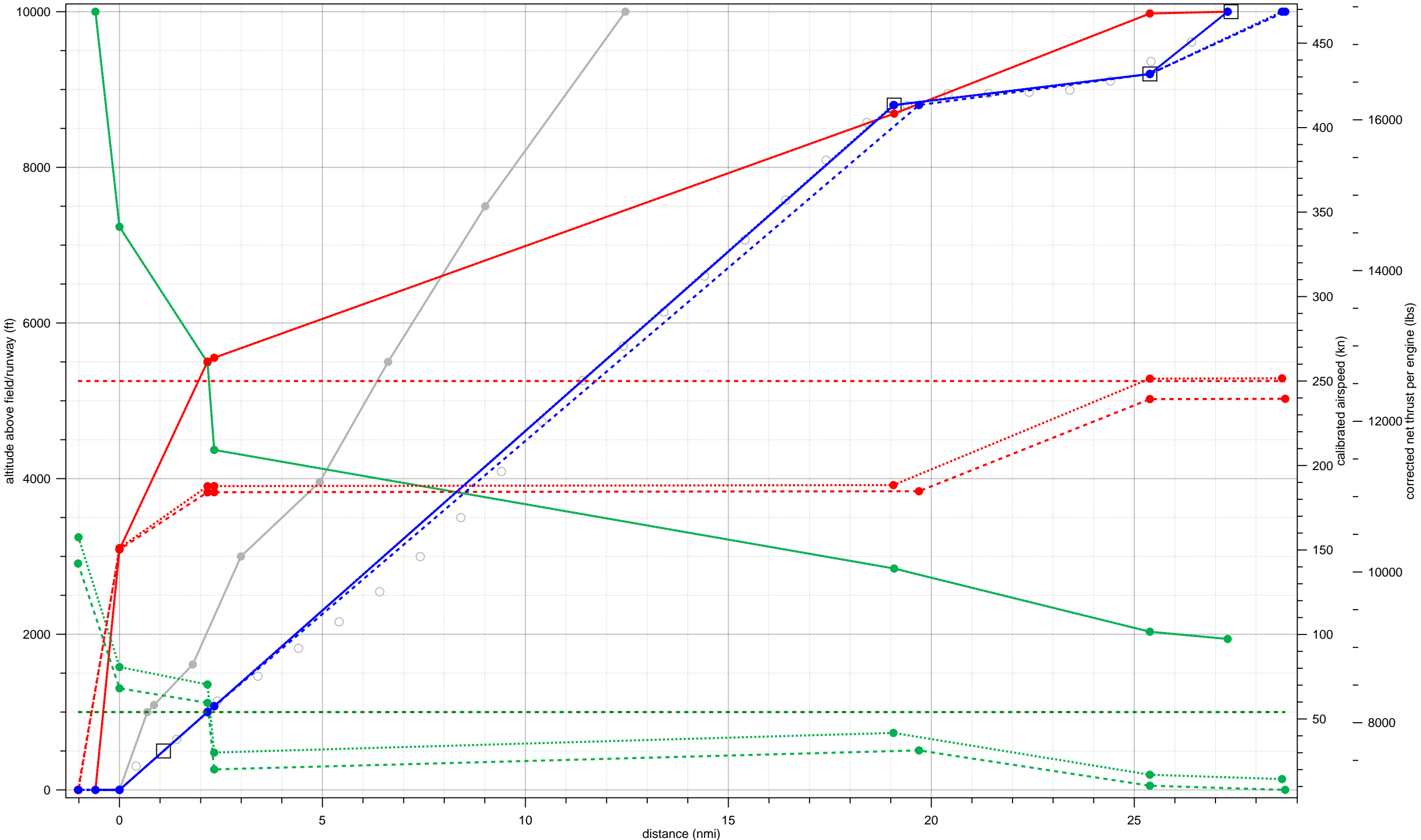


EMB175 fit to 44-D-B738-LJ-3-9000-3to9-19to28 (Standard Weight = 69%)



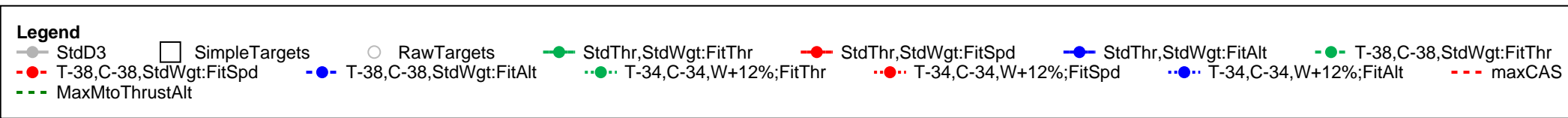
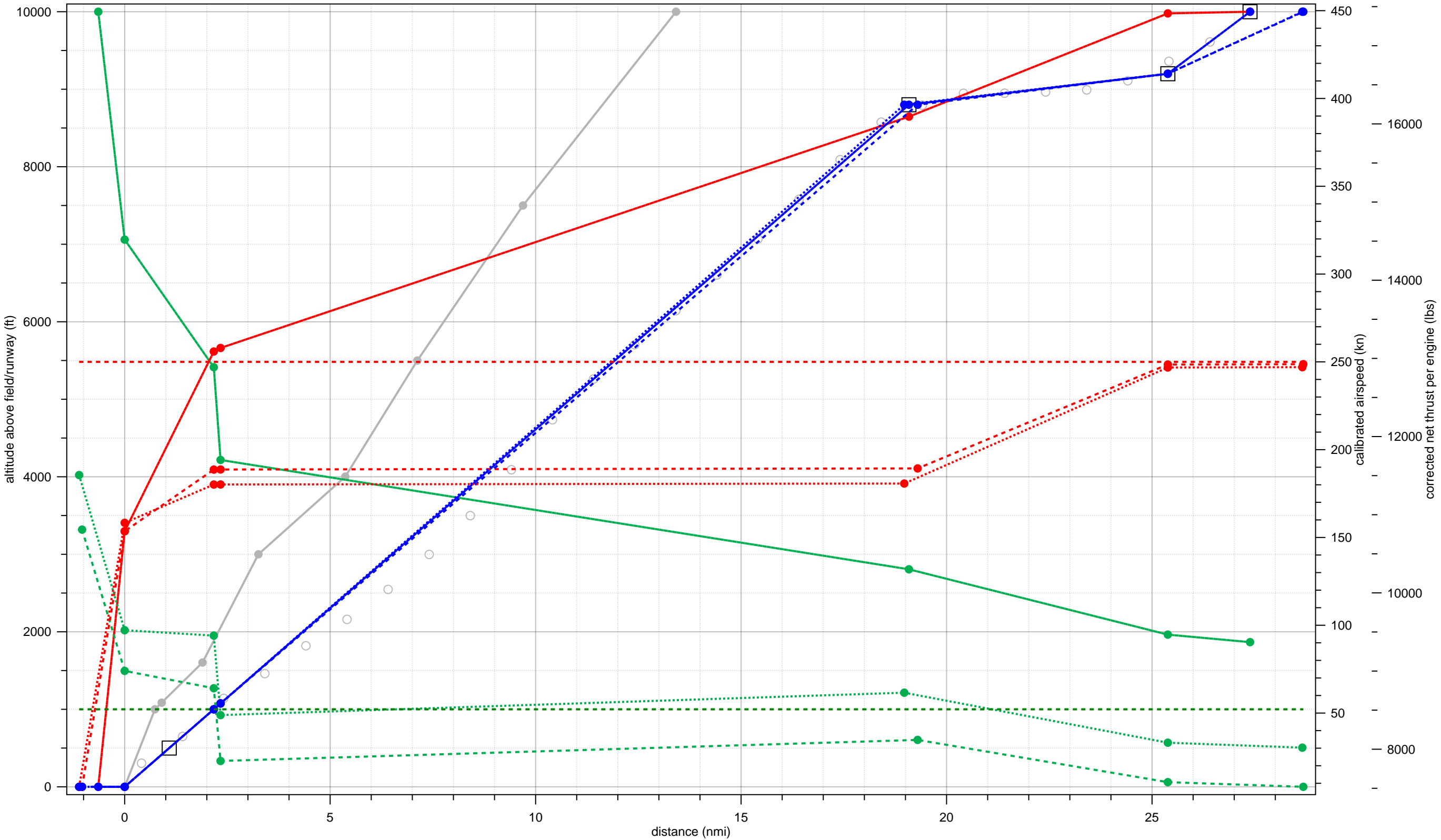
Legend							
—●— StdD3	□ SimpleTargets	○ RawTargets	—●— StdThr,StdWgt:FitThr	—●— StdThr,StdWgt:FitSpd	—●— StdThr,StdWgt:FitAlt	—●— T-40,C-40,StdWgt:FitThr	—●— T-40,C-40,StdWgt:FitSpd
—●— T-40,C-40,StdWgt:FitSpd	—●— T-40,C-40,StdWgt:FitAlt	—●— T-32,C-32,W+21%;FitThr	—●— T-32,C-32,W+21%;FitSpd	—●— T-32,C-32,W+21%;FitAlt	—●— maxCAS	—●— MaxMtoThrustAlt	

EMB190 fit to 44-D-B738-LJ-3-9000-3to9-19to28 (Standard Weight = 58%)

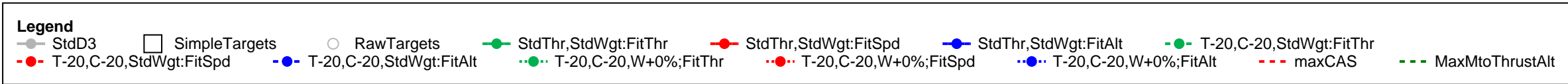
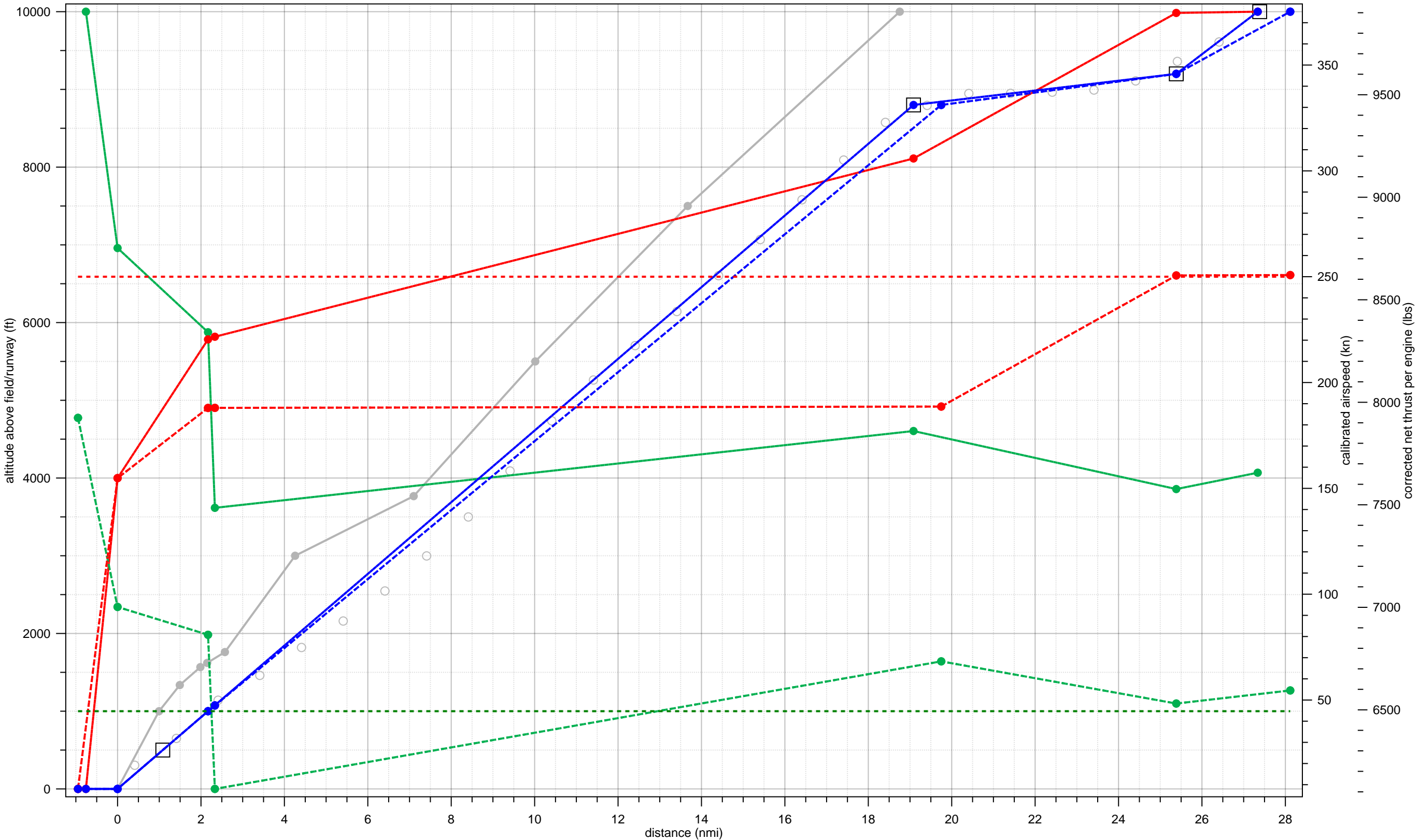


Legend									
—●— StdD3	□ SimpleTargets	○ RawTargets	—●— StdThr, StdWgt: FitThr	—●— StdThr, StdWgt: FitSpd	—●— StdThr, StdWgt: FitAlt	—●— T-42, C-42, StdWgt: FitThr			
—●— T-42, C-42, StdWgt: FitSpd	—●— T-42, C-42, StdWgt: FitAlt	—●— T-40, C-40, W+2%; FitThr	—●— T-40, C-40, W+2%; FitSpd	—●— T-40, C-40, W+2%; FitAlt	—●— maxCAS	—●— MaxMtoThrustAlt			

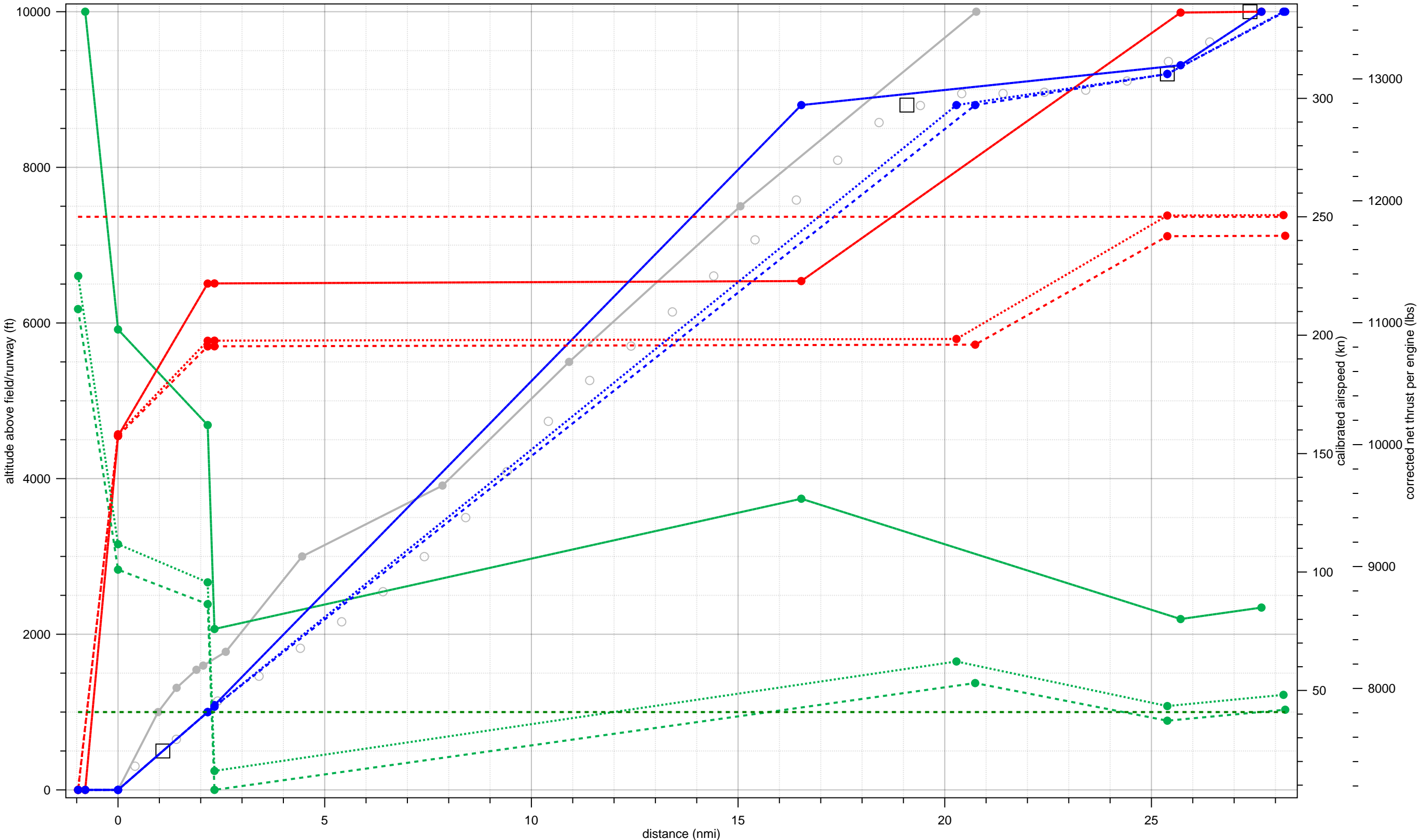
EMB195 fit to 44-D-B738-LJ-3-9000-3to9-19to28 (Standard Weight = 64%)



F28MK4 fit to 44-D-B738-LJ-3-9000-3to9-19to28 (Standard Weight = 100%)

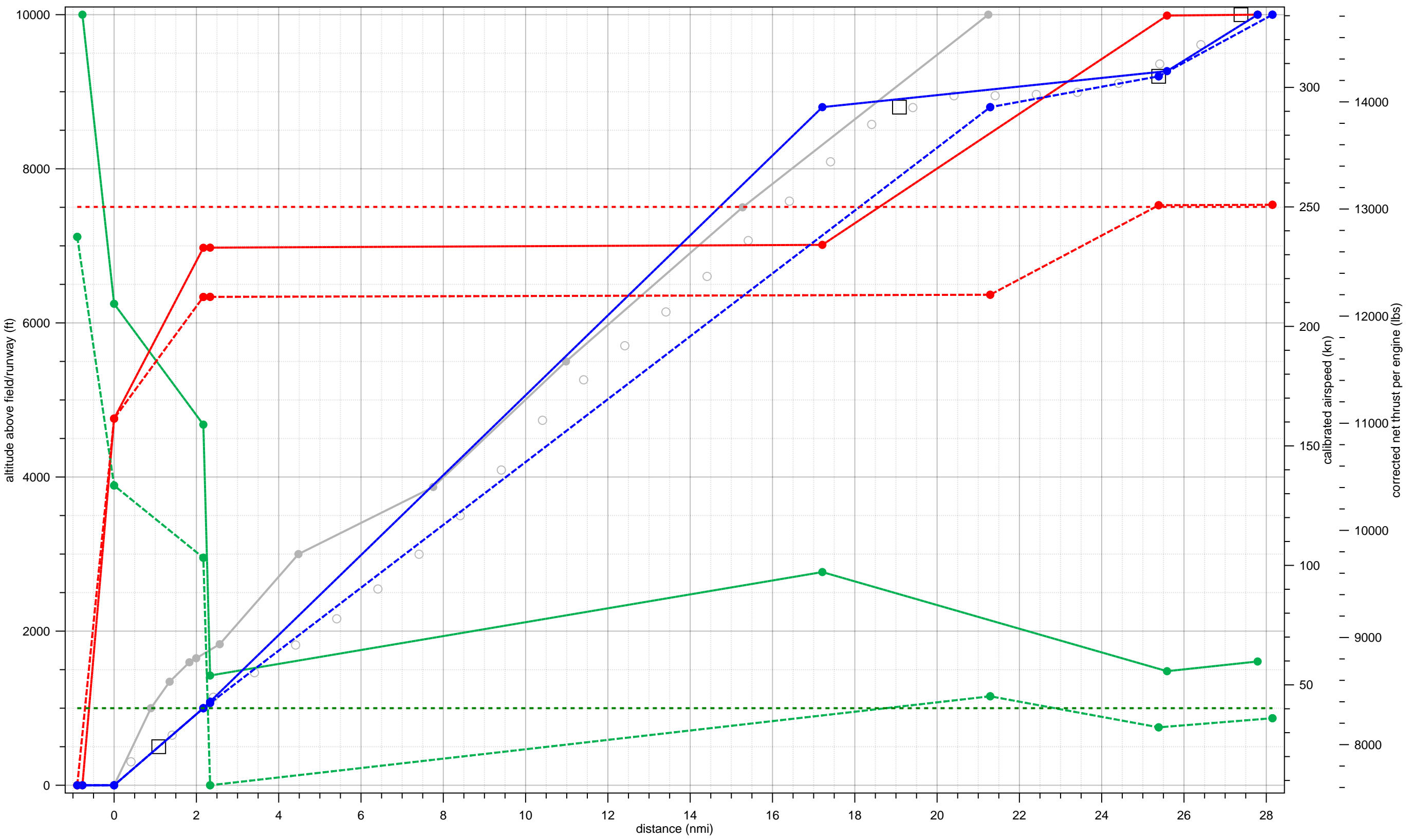


F10062 fit to 44-D-B738-LJ-3-9000-3to9-19to28 (Standard Weight = 96%)



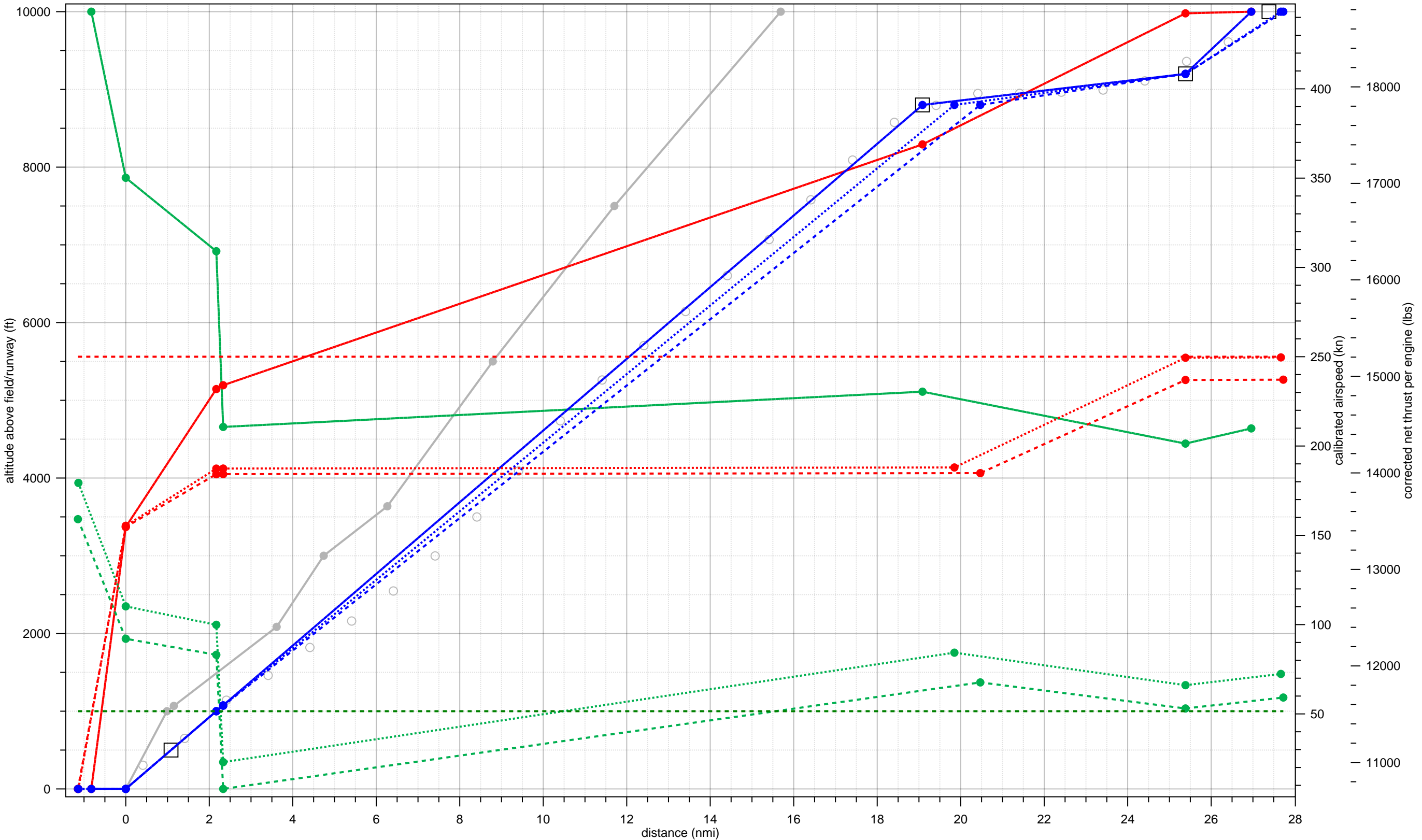
Legend									
—●— StdD3	□ SimpleTargets	○ RawTargets	—●— StdThr,StdWgt:FitThr	—●— StdThr,StdWgt:FitSpd	—●— StdThr,StdWgt:FitAlt	—●— T-18,C-18,StdWgt:FitThr			
- - -●- - - T-18,C-18,StdWgt:FitSpd	- - -●- - - T-18,C-18,StdWgt:FitAlt	- - -●- - - T-16,C-16,W+2%;FitThr	- - -●- - - T-16,C-16,W+2%;FitSpd	- - -●- - - T-16,C-16,W+2%;FitAlt	- - -●- - - maxCAS	- - -●- - - MaxMtoThrustAlt			

F10065 fit to 44-D-B738-LJ-3-9000-3to9-19to28 (Standard Weight = 97%)



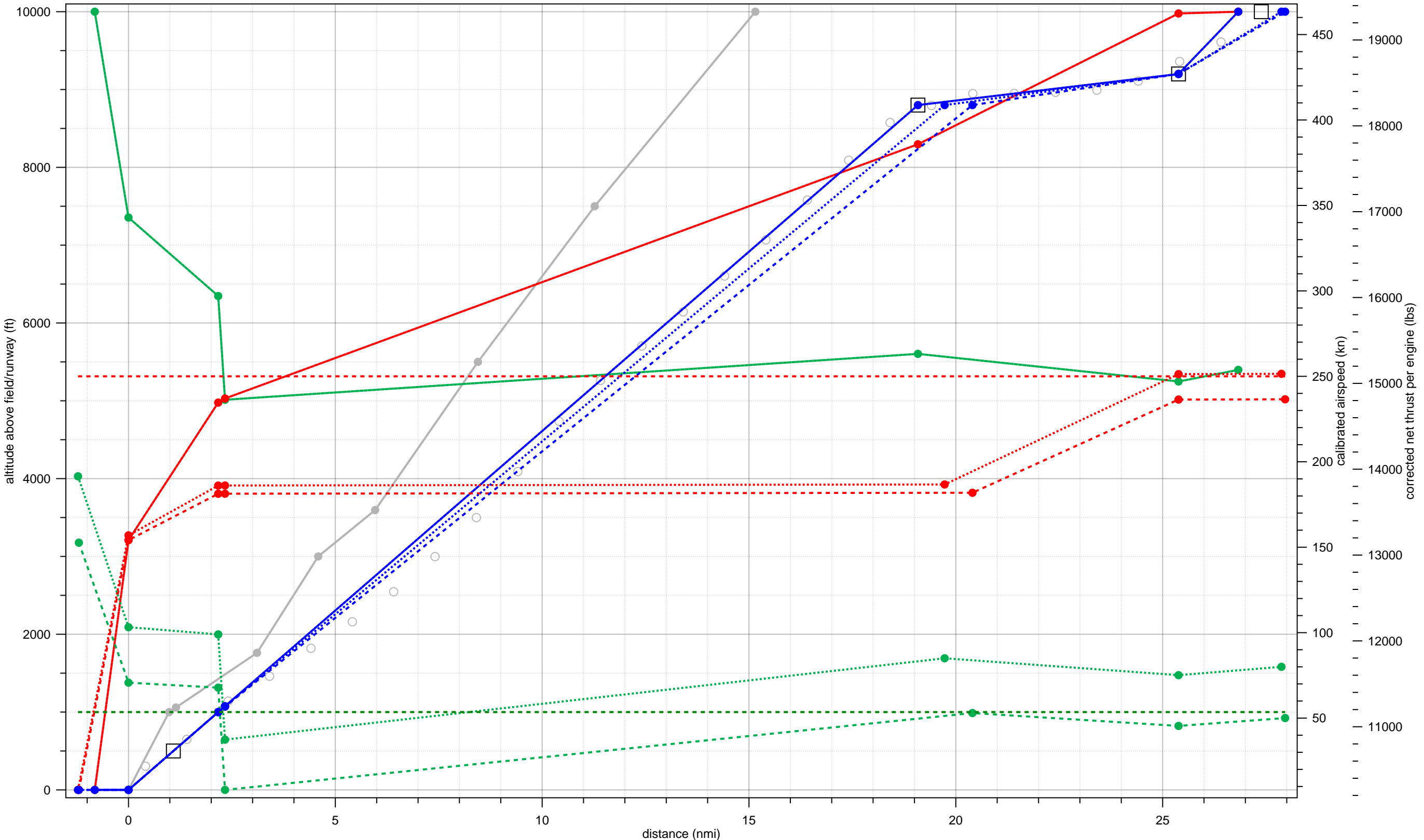
Legend												
StdD3	SimpleTargets	RawTargets	StdThr,StdWgt:FitThr	StdThr,StdWgt:FitSpd	StdThr,StdWgt:FitAlt	T-14,C-14,StdWgt:FitThr	T-14,C-14,W+1%;FitThr	T-14,C-14,StdWgt:FitSpd	T-14,C-14,W+1%;FitSpd	T-14,C-14,W+1%;FitAlt	maxCAS	MaxMtoThrustAlt

MD81 fit to 44-D-B738-LJ-3-9000-3to9-19to28 (Standard Weight = 92%)



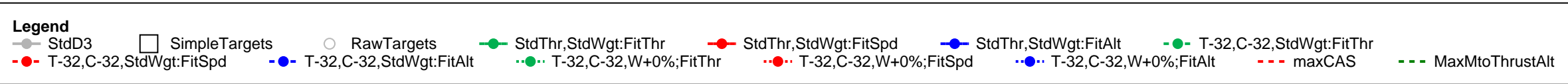
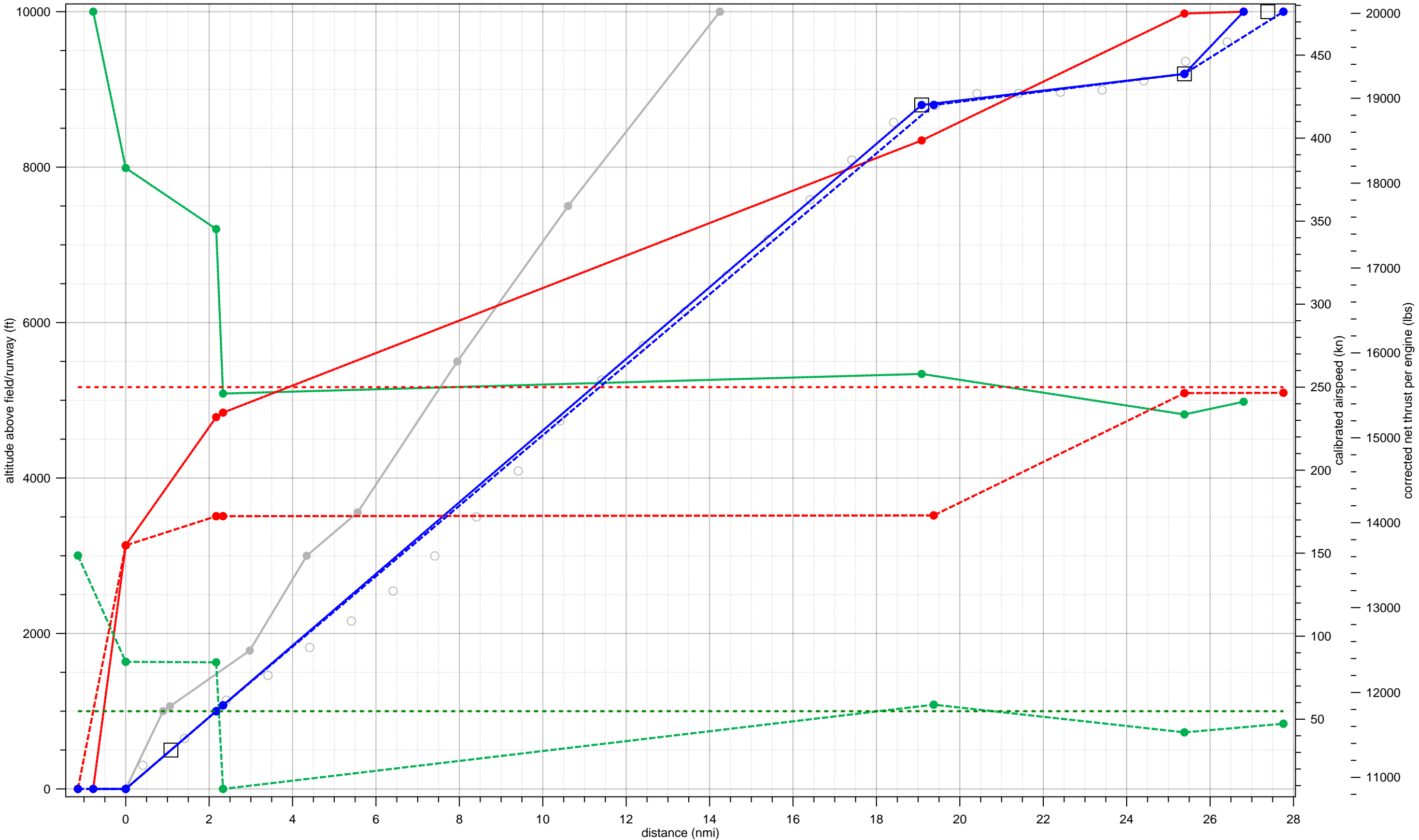
Legend											
—●— StdD3	□ SimpleTargets	○ RawTargets	—●— StdThr,StdWgt:FitThr	—●— StdThr,StdWgt:FitSpd	—●— StdThr,StdWgt:FitAlt	—●— T-28,C-28,StdWgt:FitThr	—●— T-26,C-26,W+2%;FitThr	—●— T-26,C-26,W+2%;FitSpd	—●— T-26,C-26,W+2%;FitAlt	—●— maxCAS	—●— MaxMtoThrustAlt

MD82 fit to 44-D-B738-LJ-3-9000-3to9-19to28 (Standard Weight = 79%)

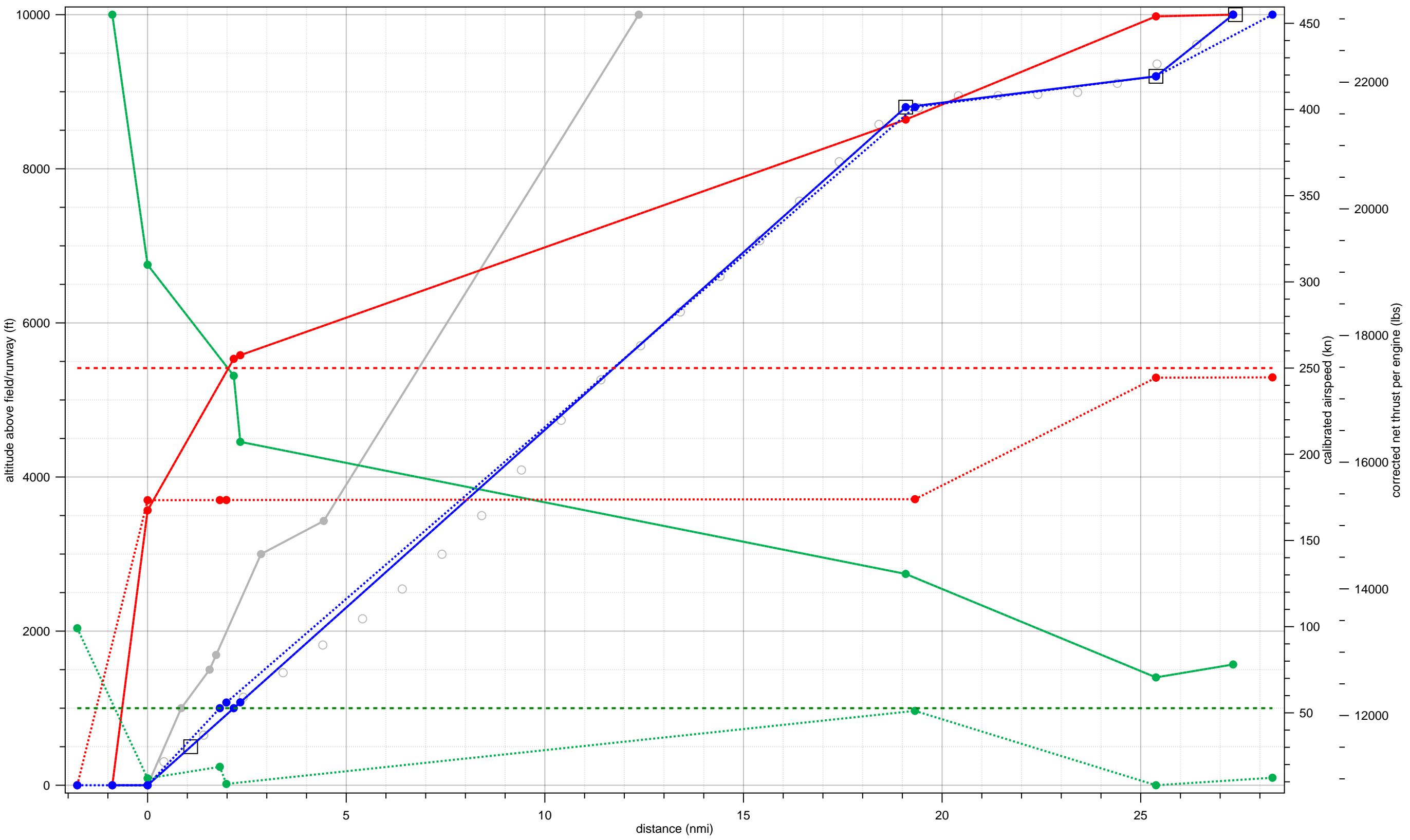


Legend													
StdD3	SimpleTargets	RawTargets	StdThr, StdWgt: FitThr	StdThr, StdWgt: FitSpd	StdThr, StdWgt: FitAlt	T-32, C-32, StdWgt: FitThr	T-28, C-28, W+7%; FitThr	T-32, C-32, StdWgt: FitSpd	T-28, C-28, W+7%; FitSpd	T-32, C-32, StdWgt: FitAlt	T-28, C-28, W+7%; FitAlt	maxCAS	MaxMtoThrustAlt

MD83 fit to 44-D-B738-LJ-3-9000-3to9-19to28 (Standard Weight = 69%)

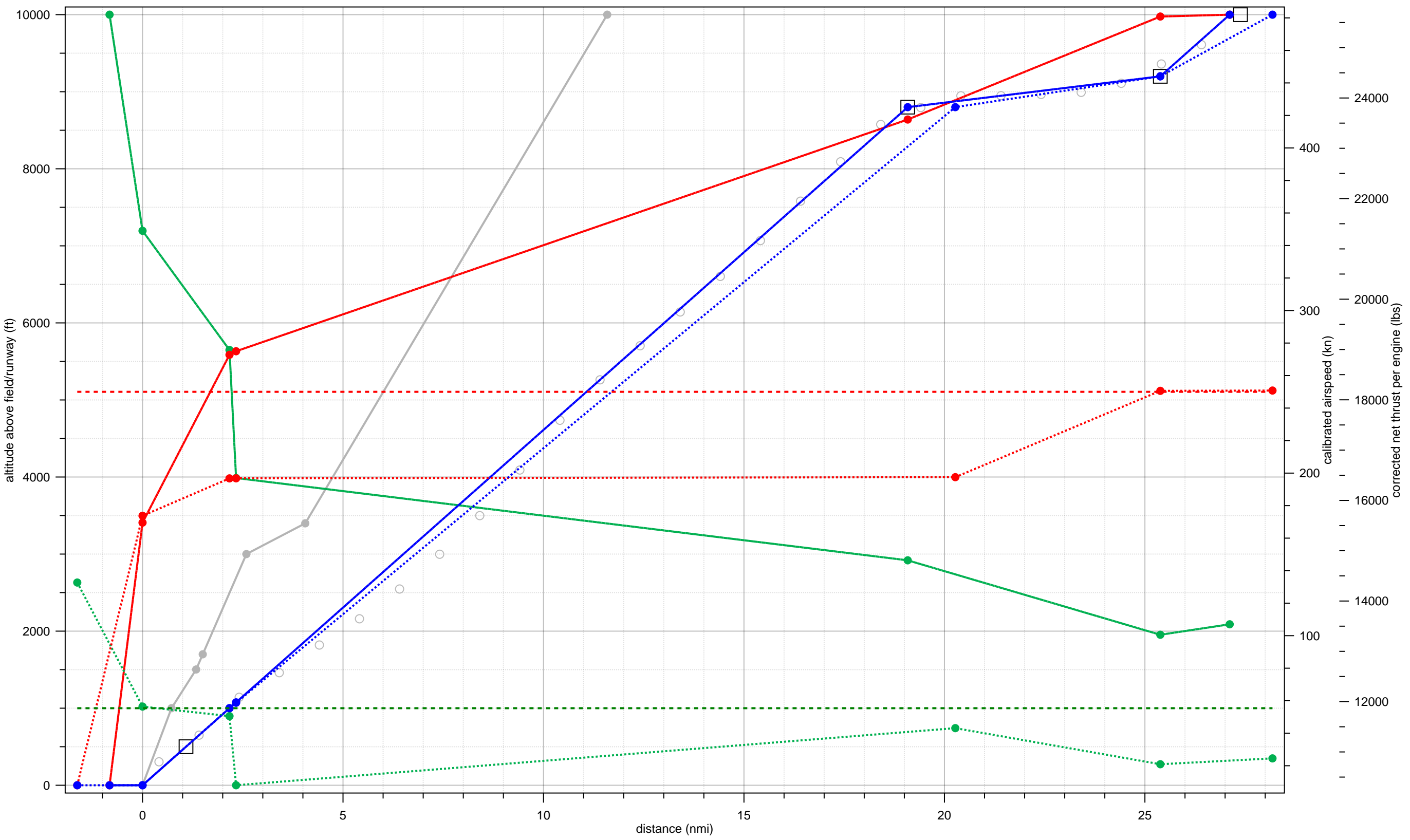


MD9025 fit to 44-D-B738-LJ-3-9000-3to9-19to28 (Standard Weight = 85%)



Legend						
—●— StdD3	□ SimpleTargets	○ RawTargets	—●— StdThr,StdWgt:FitThr	—●— StdThr,StdWgt:FitSpd	—●— StdThr,StdWgt:FitAlt	····· T-42,C-42,W+14%;FitThr
····· T-42,C-42,W+14%;FitSpd	····· T-42,C-42,W+14%;FitAlt	- - - maxCAS	- - - MaxMtoThrustAlt			

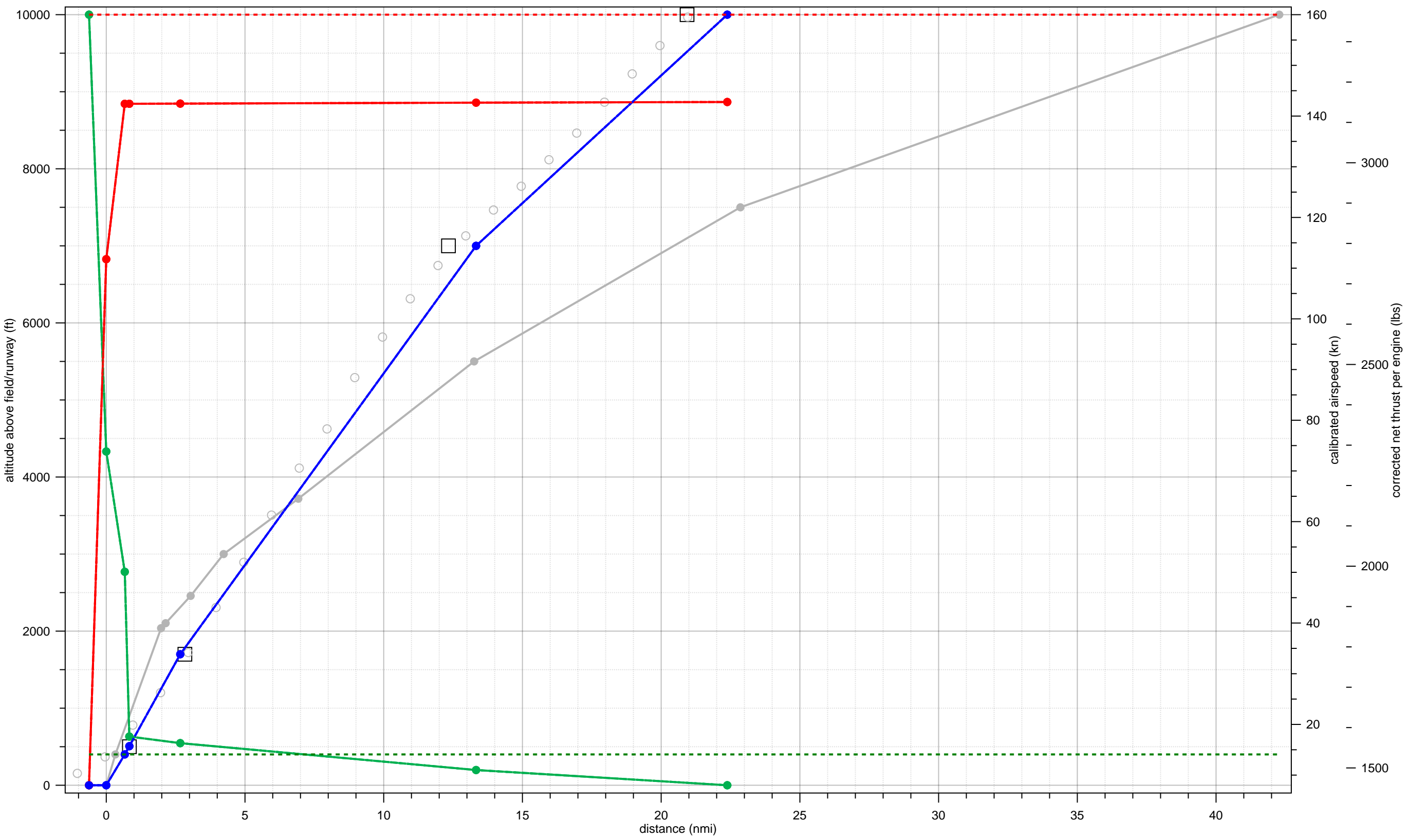
MD9028 fit to 44-D-B738-LJ-3-9000-3to9-19to28 (Standard Weight = 85%)



Legend

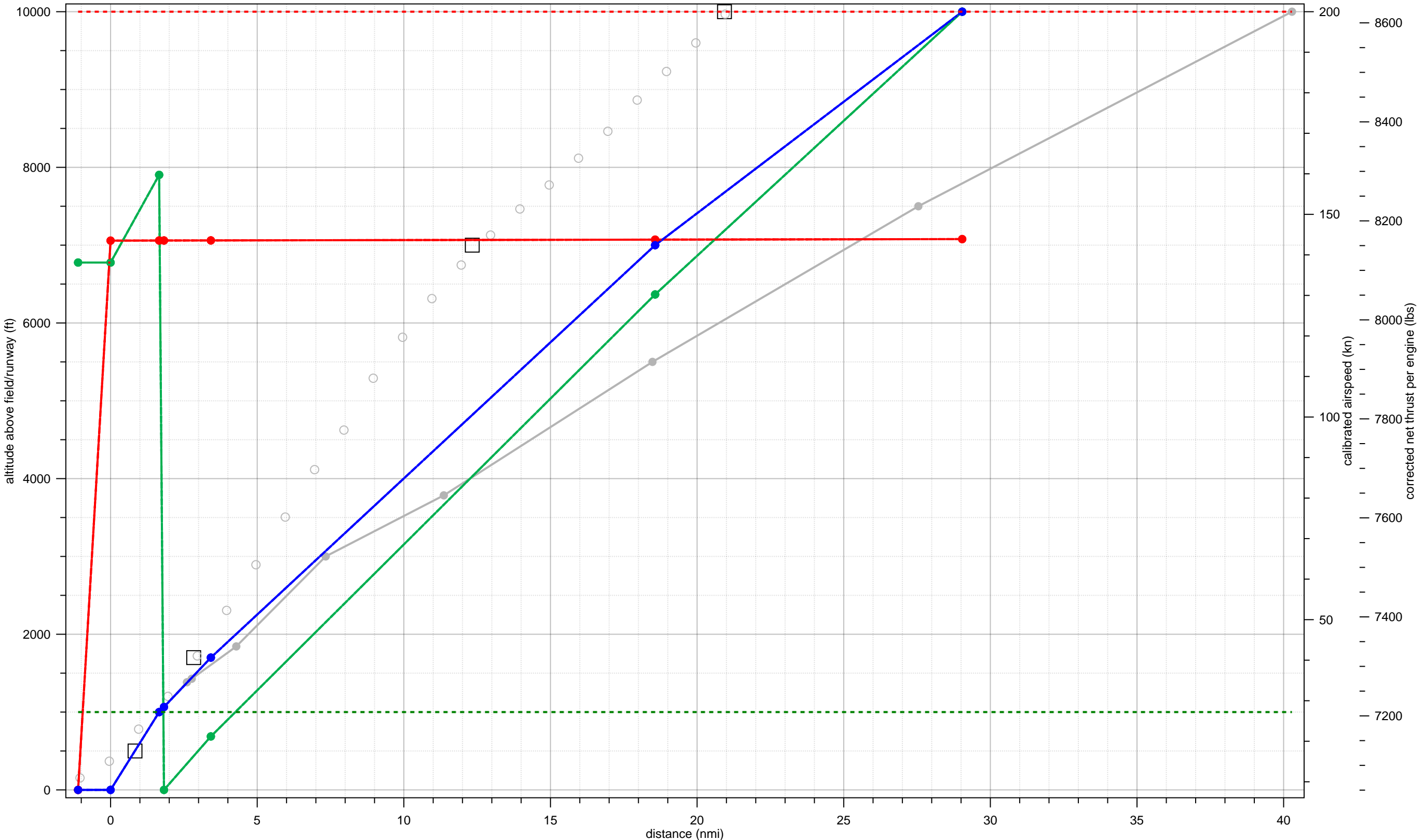
StdD3	SimpleTargets	RawTargets	StdThr,StdWgt:FitThr	StdThr,StdWgt:FitSpd	StdThr,StdWgt:FitAlt	T-44,C-44,W+10%;FitThr
T-44,C-44,W+10%;FitSpd	T-44,C-44,W+10%;FitAlt	maxCAS	MaxMtoThrustAlt			

1900D fit to 45-D-C130-LT-2-NoLVL-- (Standard Weight = 100%)



Legend													
—●— StdD2	□ SimpleTargets	○ RawTargets	—●— StdThr,StdWgt:FitThr	—●— StdThr,StdWgt:FitSpd	—●— StdThr,StdWgt:FitAlt	—●— T-00,C-00,StdWgt:FitThr	—●— T-00,C-00,StdWgt:FitSpd	—●— T-00,C-00,StdWgt:FitAlt	—●— T-00,C-00,W+0%;FitThr	—●— T-00,C-00,W+0%;FitSpd	—●— T-00,C-00,W+0%;FitAlt	--- maxCAS	--- MaxMtoThrustAlt

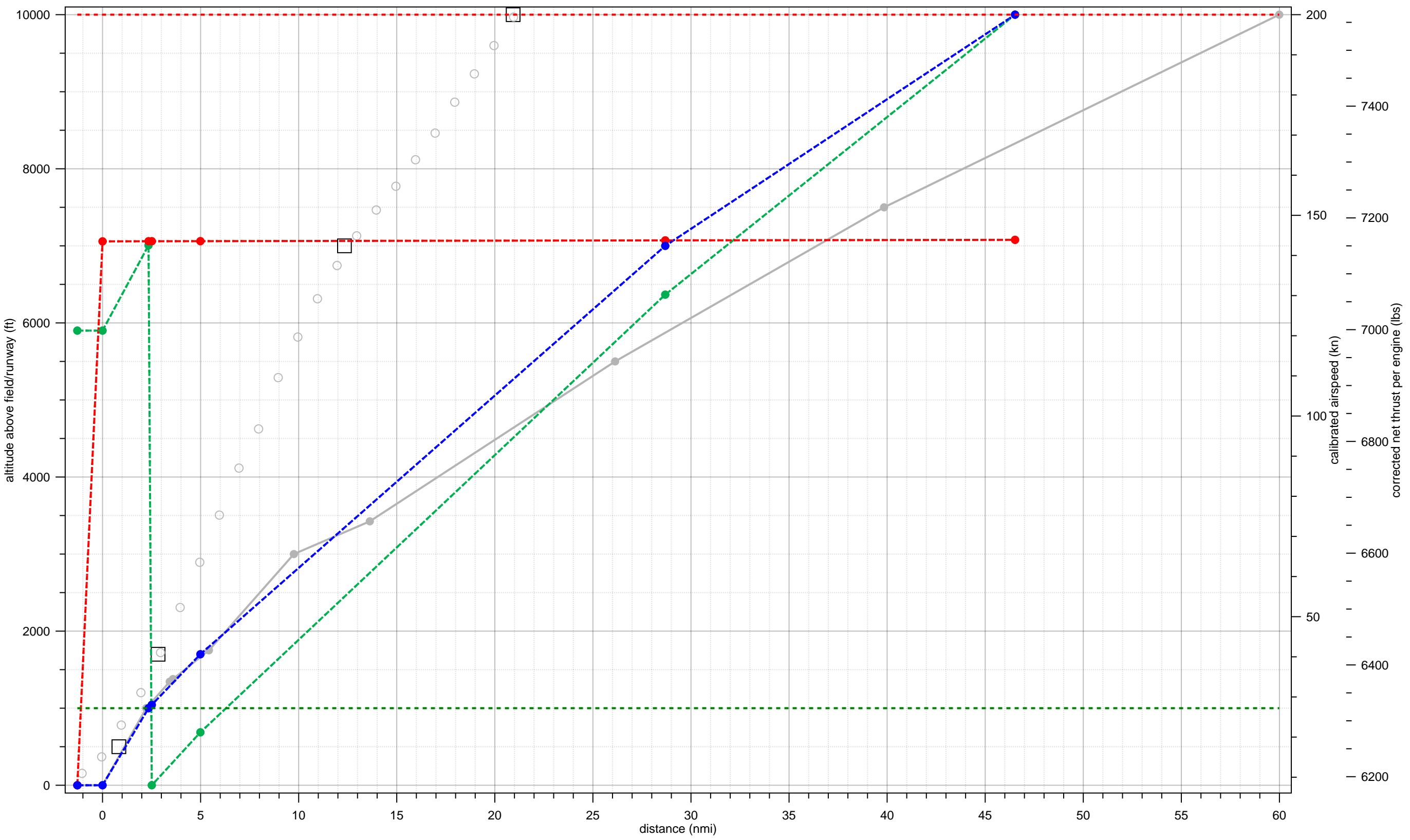
C130 fit to 45-D-C130-LT-2-NoLVL-- (Standard Weight = 100%)



Legend

- StdD2 (Grey line with circles)
- SimpleTargets (Open square)
- RawTargets (Open circle)
- StdThr,StdWgt:FitThr (Green line with circles)
- StdThr,StdWgt:FitSpd (Red line with circles)
- StdThr,StdWgt:FitAlt (Blue line with circles)
- T-00,C-00,StdWgt:FitThr (Green dashed line with circles)
- T-00,C-00,W+0%;FitThr (Green dotted line with circles)
- T-00,C-00,W+0%;FitSpd (Red dotted line with circles)
- T-00,C-00,W+0%;FitAlt (Blue dotted line with circles)
- maxCAS (Red dashed line)
- MaxMtoThrustAlt (Green dashed line)

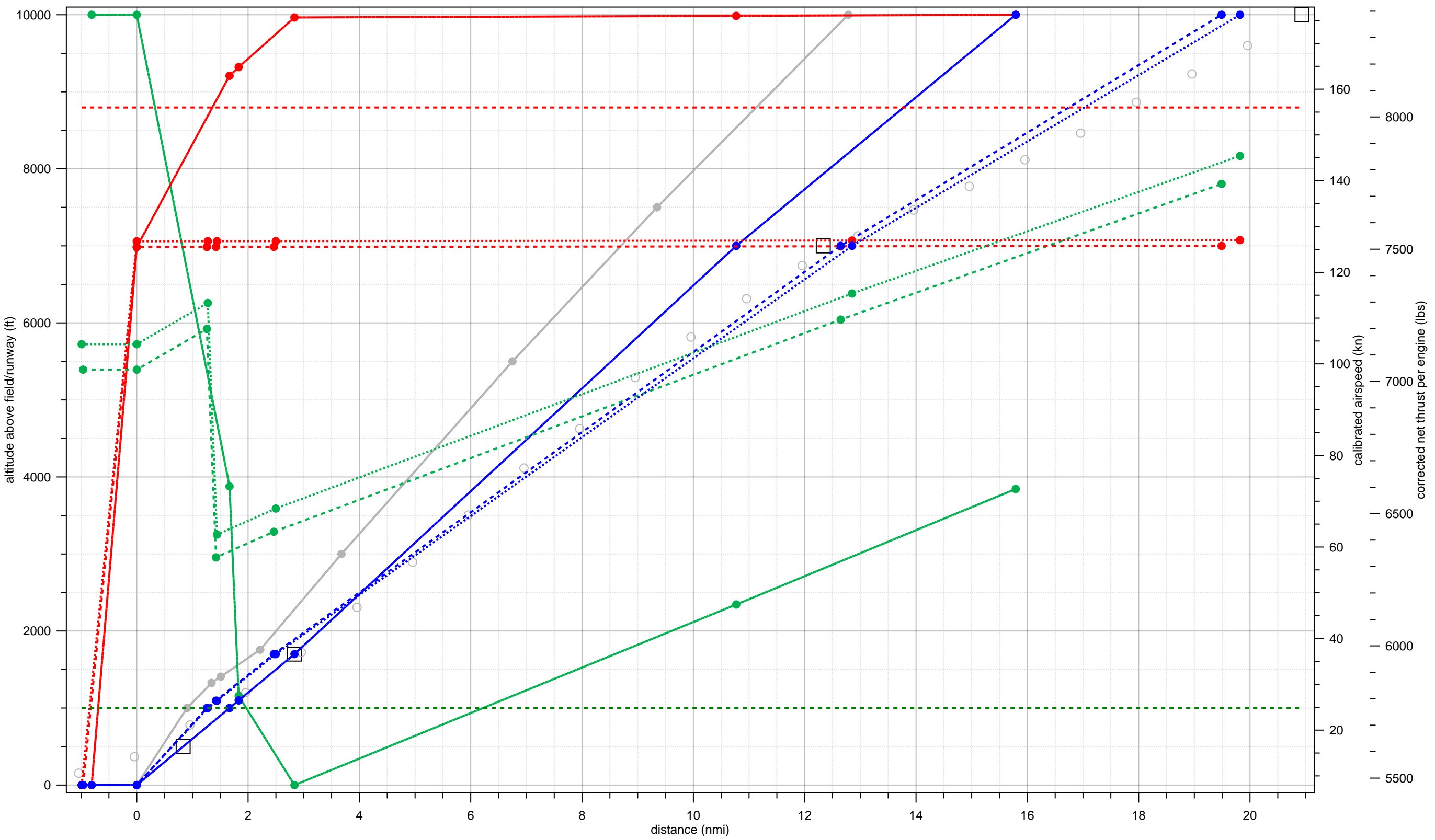
C130E fit to 45-D-C130-LT-2-NoLVL-- (Standard Weight = 100%)



Legend

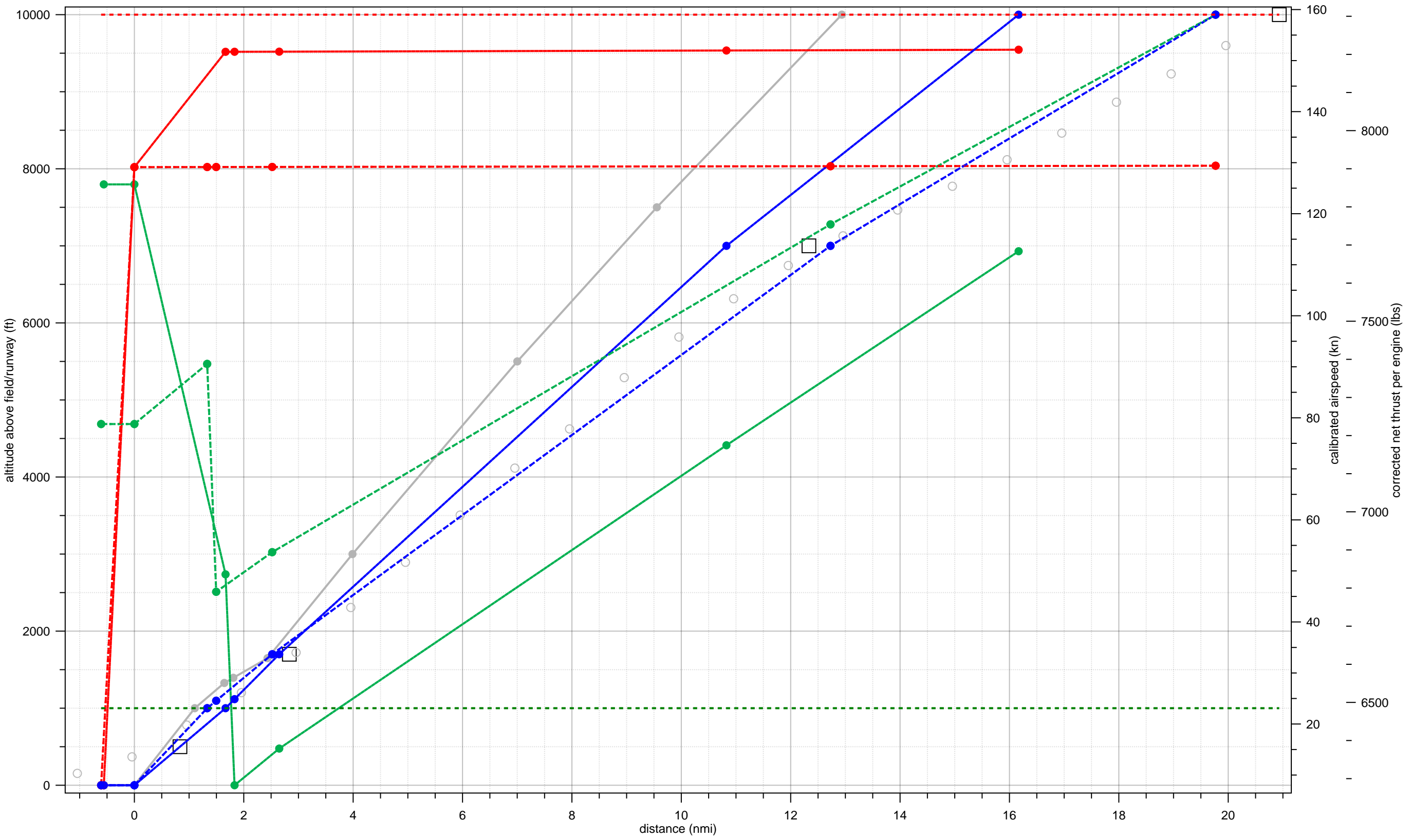
- StdD2 (Grey solid line with circles)
- SimpleTargets (White square)
- RawTargets (Grey open circle)
- T-02,C-02,StdWgt:FitThr (Green dashed line with circles)
- T-02,C-02,StdWgt:FitSpd (Red dashed line with circles)
- T-02,C-02,StdWgt:FitAlt (Blue dashed line with circles)
- T-02,C-02,W+0%;FitThr (Green dashed line with circles)
- T-02,C-02,W+0%;FitSpd (Red dashed line with circles)
- T-02,C-02,W+0%;FitAlt (Blue dashed line with circles)
- maxCAS (Red dashed line)
- MaxMtoThrustAlt (Green dashed line)

CVR580 fit to 45-D-C130-LT-2-NoLVL-- (Standard Weight = 64%)



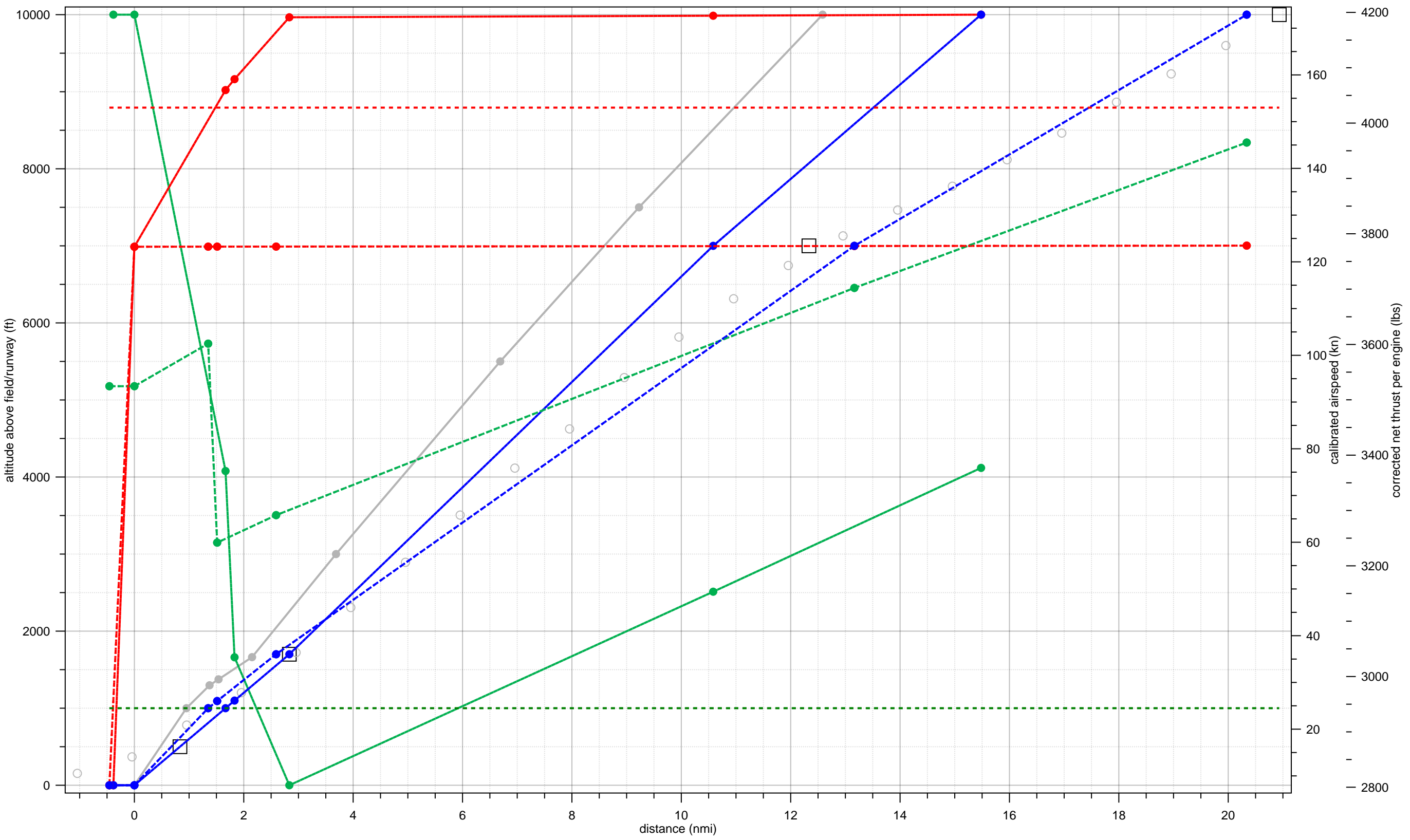
Legend							
—●— StdD2	□ SimpleTargets	○ RawTargets	—●— StdThr, StdWgt: FitThr	—●— StdThr, StdWgt: FitSpd	—●— StdThr, StdWgt: FitAlt	—●— T-16, C-16, StdWgt: FitThr	
—●— T-16, C-16, StdWgt: FitSpd	—●— T-16, C-16, StdWgt: FitAlt	—●— T-14, C-14, W+10%; FitThr	—●— T-14, C-14, W+10%; FitSpd	—●— T-14, C-14, W+10%; FitAlt	—●— T-14, C-14, W+10%; FitAlt	—●— T-14, C-14, W+10%; FitThr	—●— T-14, C-14, W+10%; FitSpd
—●— MaxMtoThrustAlt							

L188 fit to 45-D-C130-LT-2-NoLVL-- (Standard Weight = 73%)



Legend									
—●— StdD2	□ SimpleTargets	○ RawTargets	—●— StdThr, StdWgt: FitThr	—●— StdThr, StdWgt: FitSpd	—●— StdThr, StdWgt: FitAlt	—●— T-08, C-08, StdWgt: FitThr			
- - -●- - - T-08, C-08, StdWgt: FitSpd	- - -●- - - T-08, C-08, StdWgt: FitAlt	- - -●- - - T-08, C-08, W+0%; FitThr	- - -●- - - T-08, C-08, W+0%; FitSpd	- - -●- - - T-08, C-08, W+0%; FitAlt	- - -●- - - maxCAS	- - -●- - - MaxMtoThrustAlt			

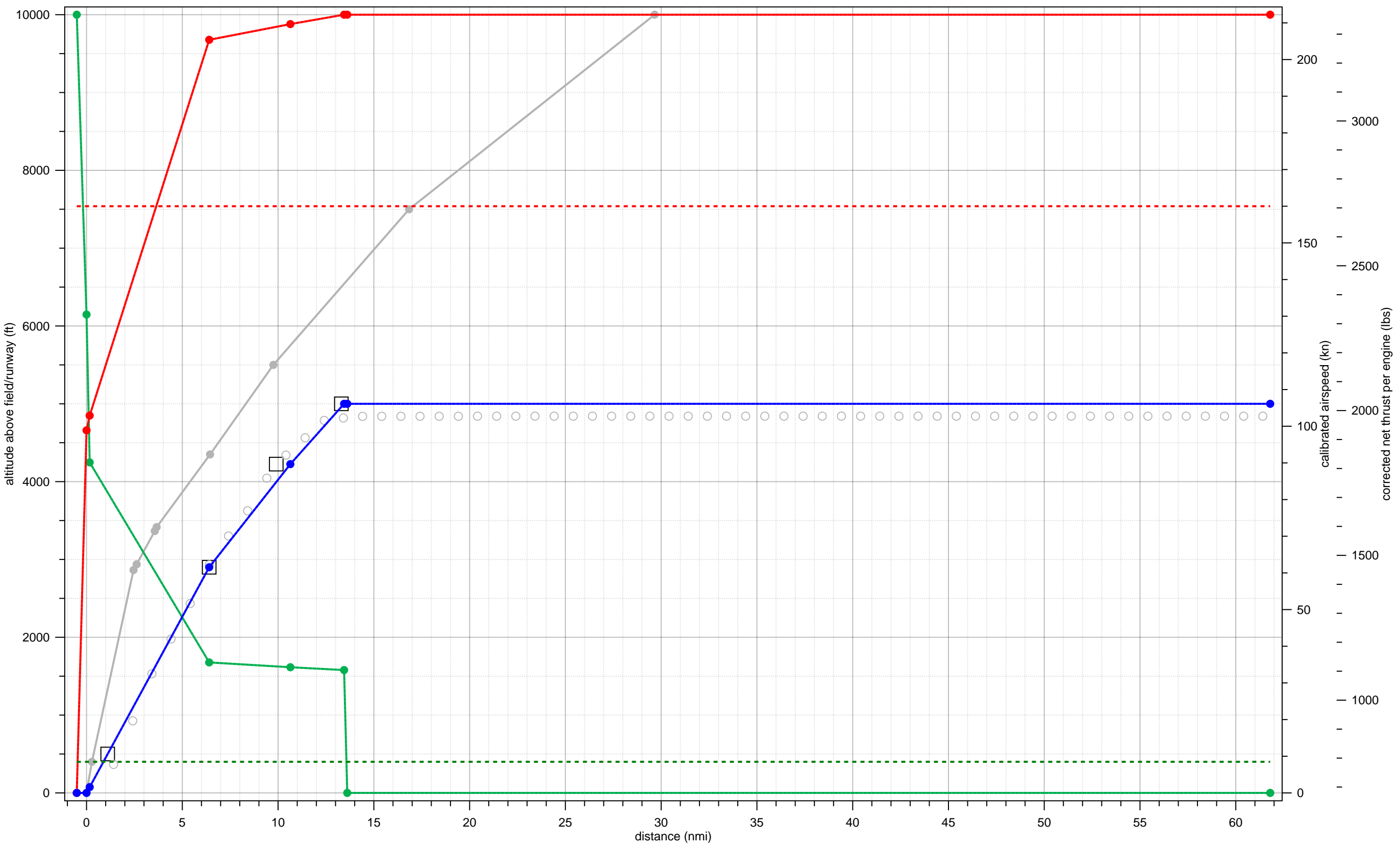
SF340 fit to 45-D-C130-LT-2-NoLVL-- (Standard Weight = 100%)



Legend

- StdD2 (Grey solid line with circles)
- SimpleTargets (White square)
- RawTargets (White circle)
- StdThr, StdWgt: FitThr (Green solid line with circles)
- StdThr, StdWgt: FitSpd (Red solid line with circles)
- StdThr, StdWgt: FitAlt (Blue solid line with circles)
- T-16, C-16, StdWgt: FitThr (Green dashed line with circles)
- T-16, C-16, StdWgt: FitSpd (Red dashed line with circles)
- T-16, C-16, StdWgt: FitAlt (Blue dashed line with circles)
- T-16, C-16, W+1%; FitThr (Green dash-dot line with circles)
- T-16, C-16, W+1%; FitSpd (Red dash-dot line with circles)
- T-16, C-16, W+1%; FitAlt (Blue dash-dot line with circles)
- maxCAS (Red dashed horizontal line)
- MaxMtoThrustAlt (Green dashed horizontal line)

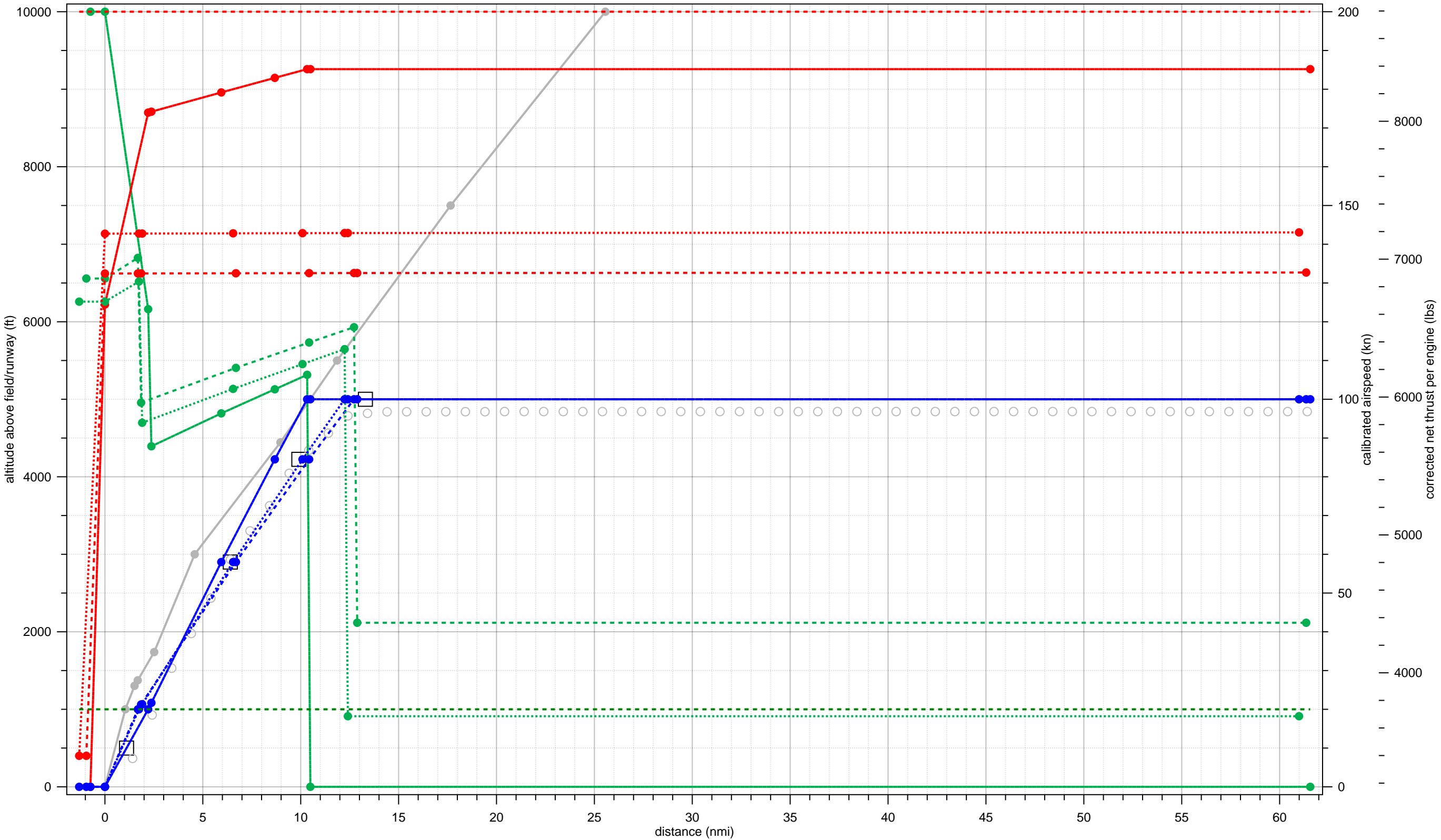
1900D fit to 46-D-DH8A-LT-1-5000-40andup-7to16 (Standard Weight = 77%)



Legend

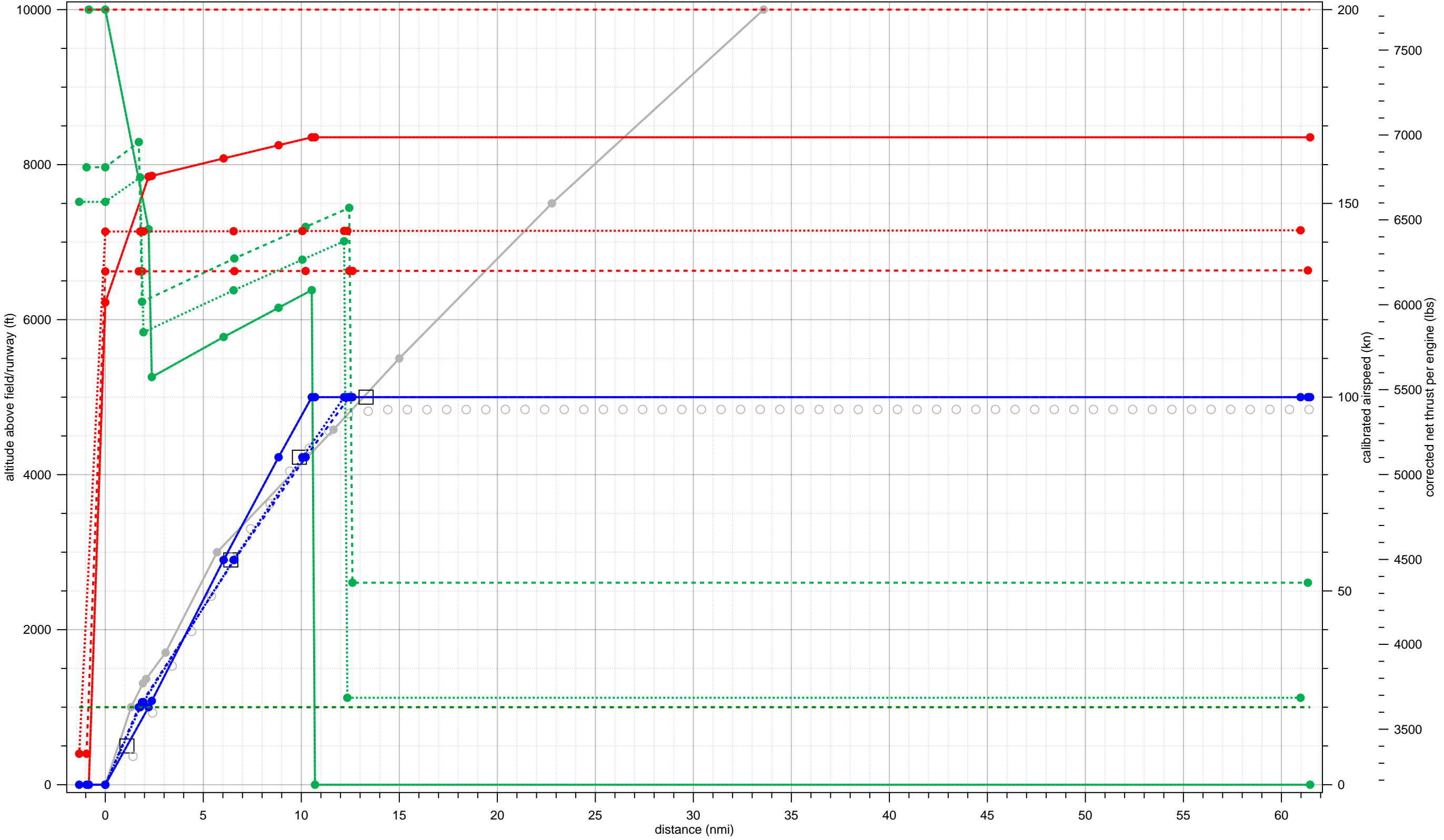
- StdD1 (grey line with solid circles)
- SimpleTargets (white square)
- RawTargets (white circle)
- StdThr,StdWgt:FitThr (green line with solid circles)
- StdThr,StdWgt:FitSpd (red line with solid circles)
- StdThr,StdWgt:FitAlt (blue line with solid circles)
- maxCAS (red dashed horizontal line)
- MaxMtoThrustAlt (green dashed horizontal line)

C130 fit to 46-D-DH8A-LT-1-5000-40andup-7to16 (Standard Weight = 73%)



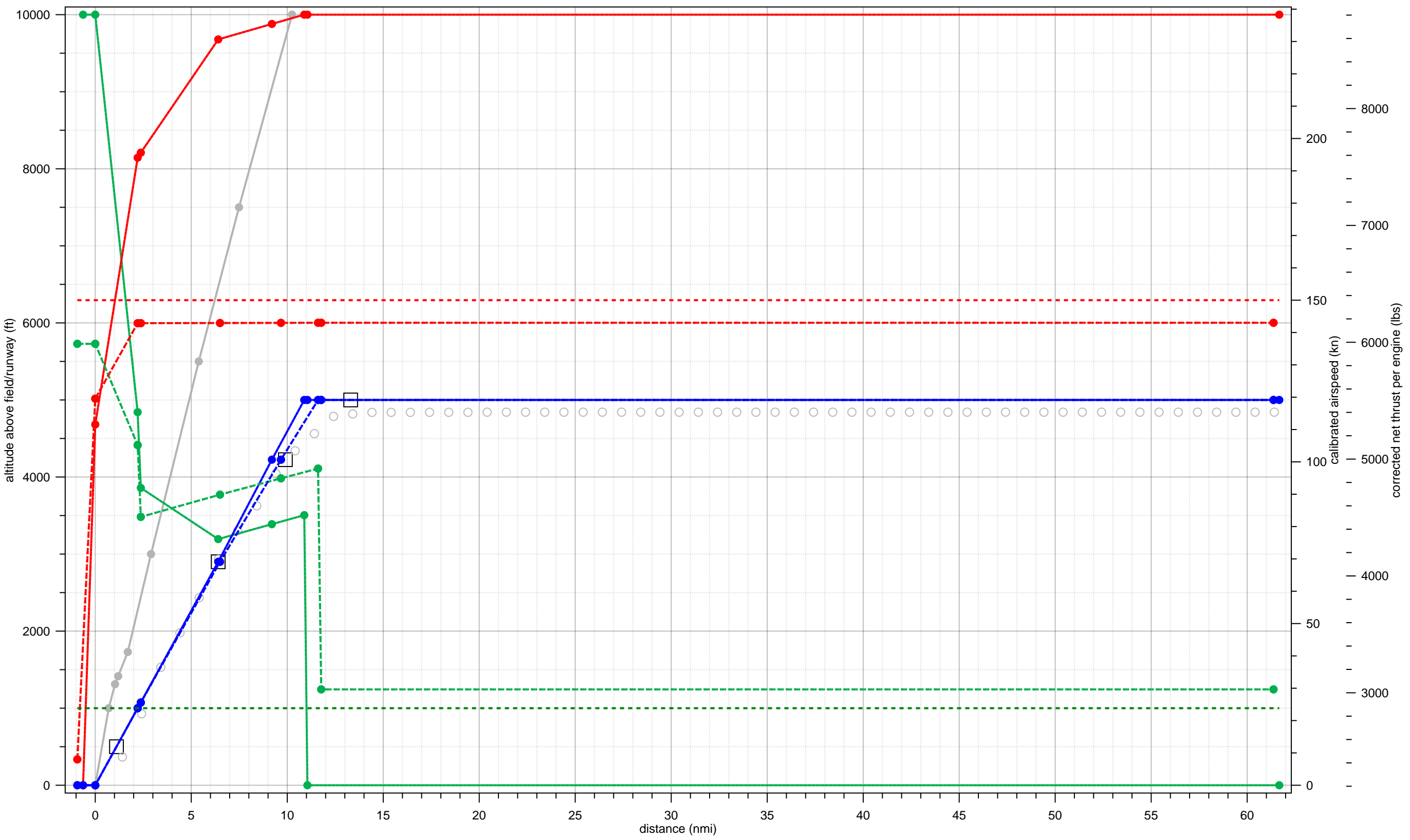
Legend							
—●— StdD1	□ SimpleTargets	○ RawTargets	—●— StdThr, StdWgt:FitThr	—●— StdThr, StdWgt:FitSpd	—●— StdThr, StdWgt:FitAlt	—●— T-22, C-22, StdWgt:FitThr	
—●— T-22, C-22, StdWgt:FitSpd	—●— T-22, C-22, StdWgt:FitAlt	—●— T-18, C-18, W+26%;FitThr	—●— T-18, C-18, W+26%;FitSpd	—●— T-18, C-18, W+26%;FitAlt	—●— T-18, C-18, W+26%;FitAlt	—●— T-18, C-18, W+26%;FitAlt	—●— T-18, C-18, W+26%;FitAlt
—●— MaxMtoThrustAlt							

C130E fit to 46-D-DH8A-LT-1-5000-40andup-7to16 (Standard Weight = 73%)



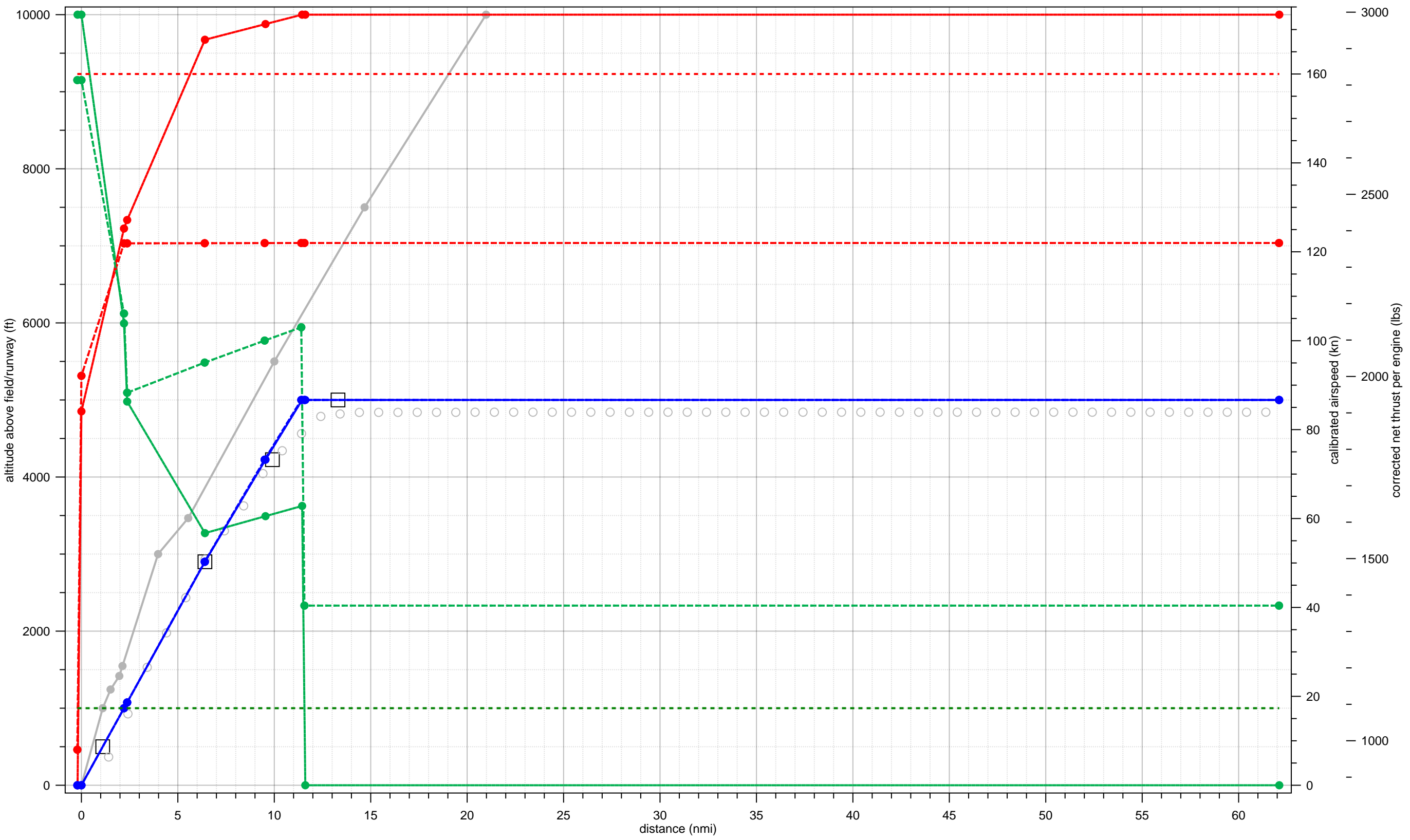
Legend							
—●— StdD1	□ SimpleTargets	○ RawTargets	—●— StdThr, StdWgt:FitThr	—●— StdThr, StdWgt:FitSpd	—●— StdThr, StdWgt:FitAlt	—●— T-12, C-12, StdWgt:FitThr	
—●— T-12, C-12, StdWgt:FitSpd	—●— T-12, C-12, StdWgt:FitAlt	—●— T-08, C-08, W+26%;FitThr	—●— T-08, C-08, W+26%;FitSpd	—●— T-08, C-08, W+26%;FitAlt	—●— T-08, C-08, W+26%;FitAlt	—●— T-08, C-08, W+26%;FitAlt	—●— T-08, C-08, W+26%;FitAlt
—●— MaxMtoThrustAlt							

CVR580 fit to 46-D-DH8A-LT-1-5000-40andup-7to16 (Standard Weight = 20%)



Legend									
—●— StdD1	□ SimpleTargets	○ RawTargets	—●— StdThr,StdWgt:FitThr	—●— StdThr,StdWgt:FitSpd	—●— StdThr,StdWgt:FitAlt	—●— T-32,C-32,StdWgt:FitThr			
—●— T-32,C-32,StdWgt:FitSpd	—●— T-32,C-32,StdWgt:FitAlt	—●— T-32,C-32,W+1%;FitThr	—●— T-32,C-32,W+1%;FitSpd	—●— T-32,C-32,W+1%;FitAlt	—●— maxCAS	—●— MaxMtoThrustAlt			

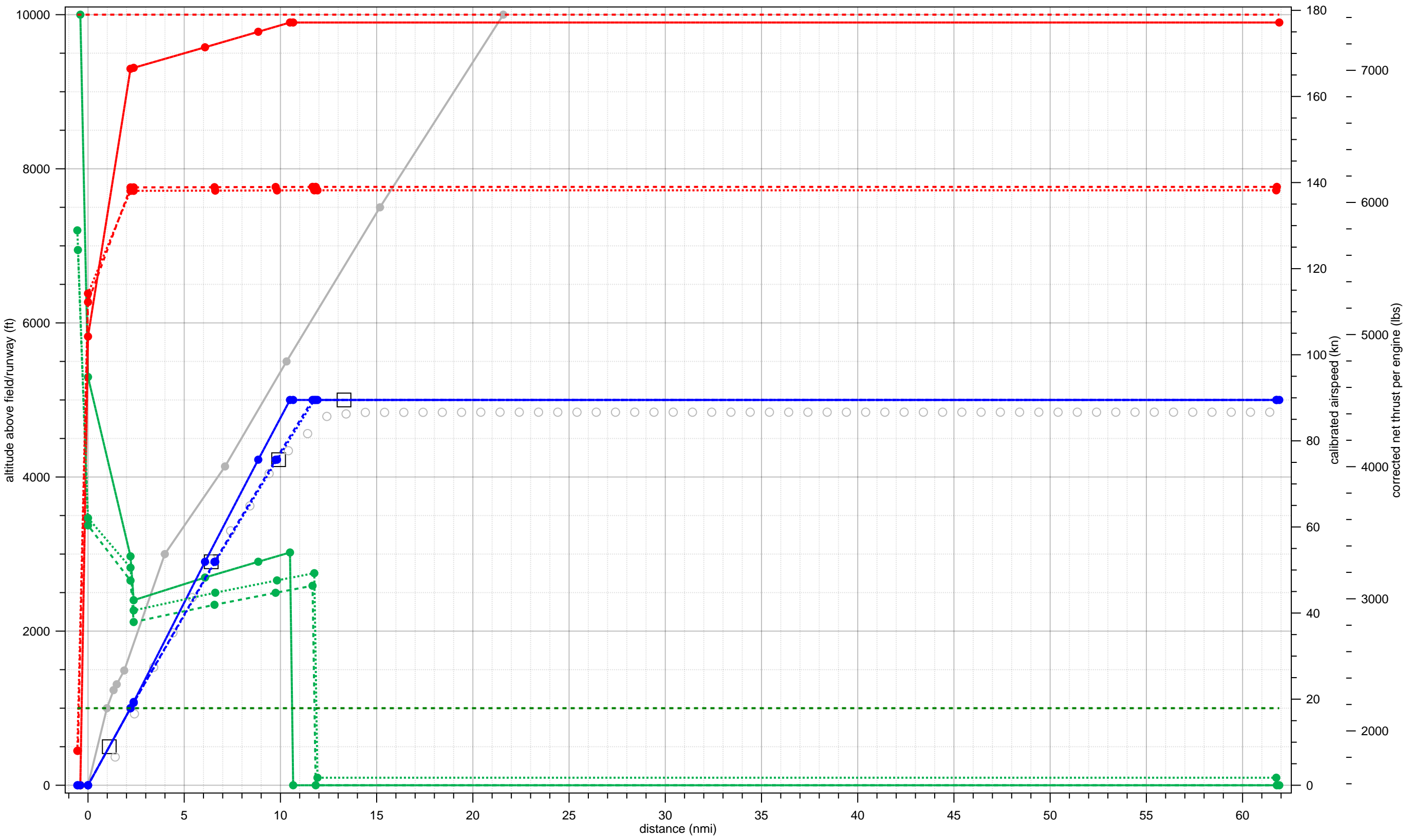
DHC7 fit to 46-D-DH8A-LT-1-5000-40andup-7to16 (Standard Weight = 94%)



Legend

- StdD1 (Grey line with circles)
- T-06,C-06,StdWgt:FitSpd (Red line with circles)
- StdThr,StdWgt:FitThr (Green line with circles)
- StdThr,StdWgt:FitSpd (Red line with circles)
- StdThr,StdWgt:FitAlt (Blue line with circles)
- T-06,C-06,W+1%;FitThr (Green line with circles)
- T-06,C-06,W+1%;FitSpd (Red line with circles)
- T-06,C-06,W+1%;FitAlt (Blue line with circles)
- maxCAS (Red dashed line)
- MaxMtoThrustAlt (Green dashed line)
- SimpleTargets (Open squares)
- RawTargets (Open circles)

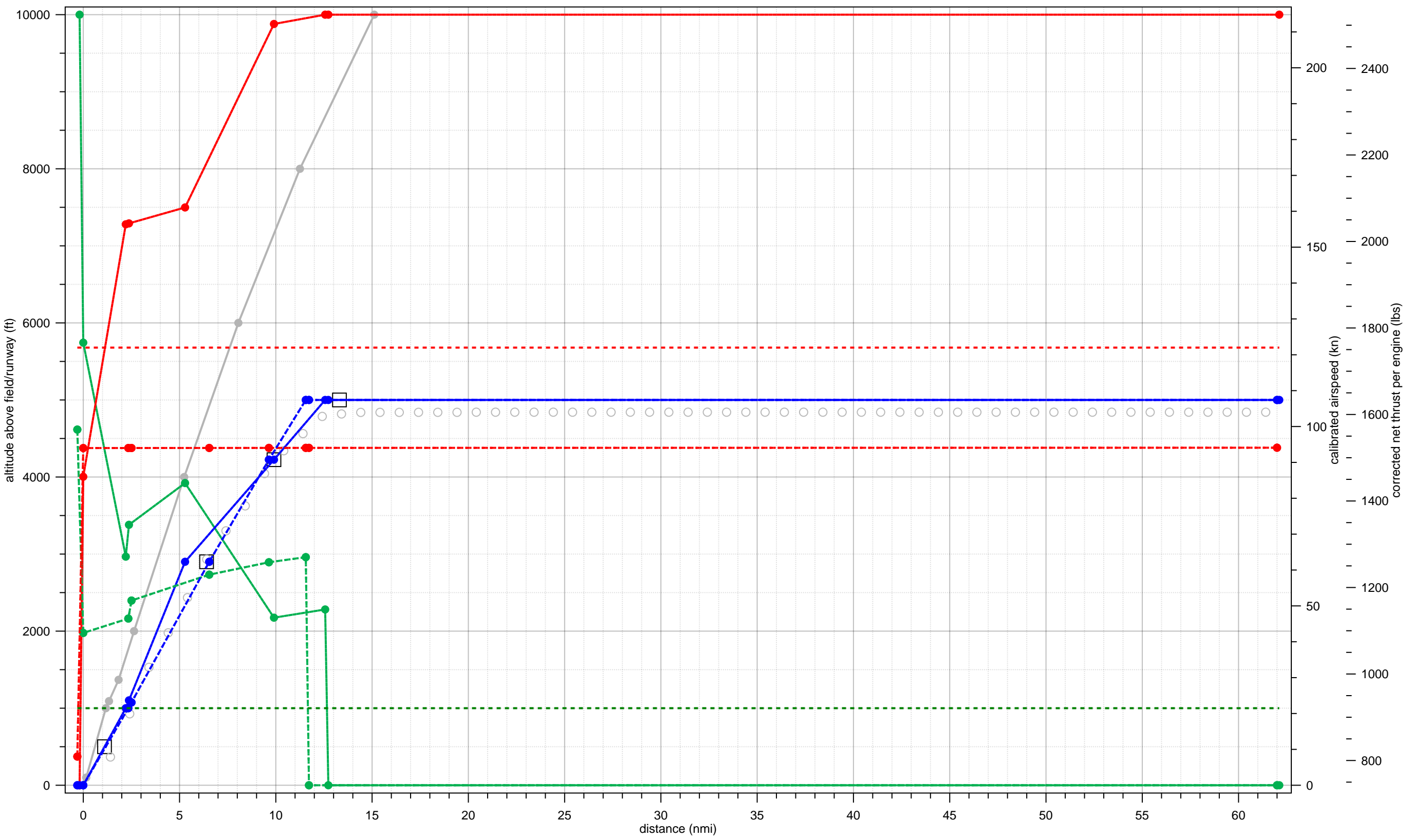
DHC830 fit to 46-D-DH8A-LT-1-5000-40andup-7to16 (Standard Weight = 76%)



Legend

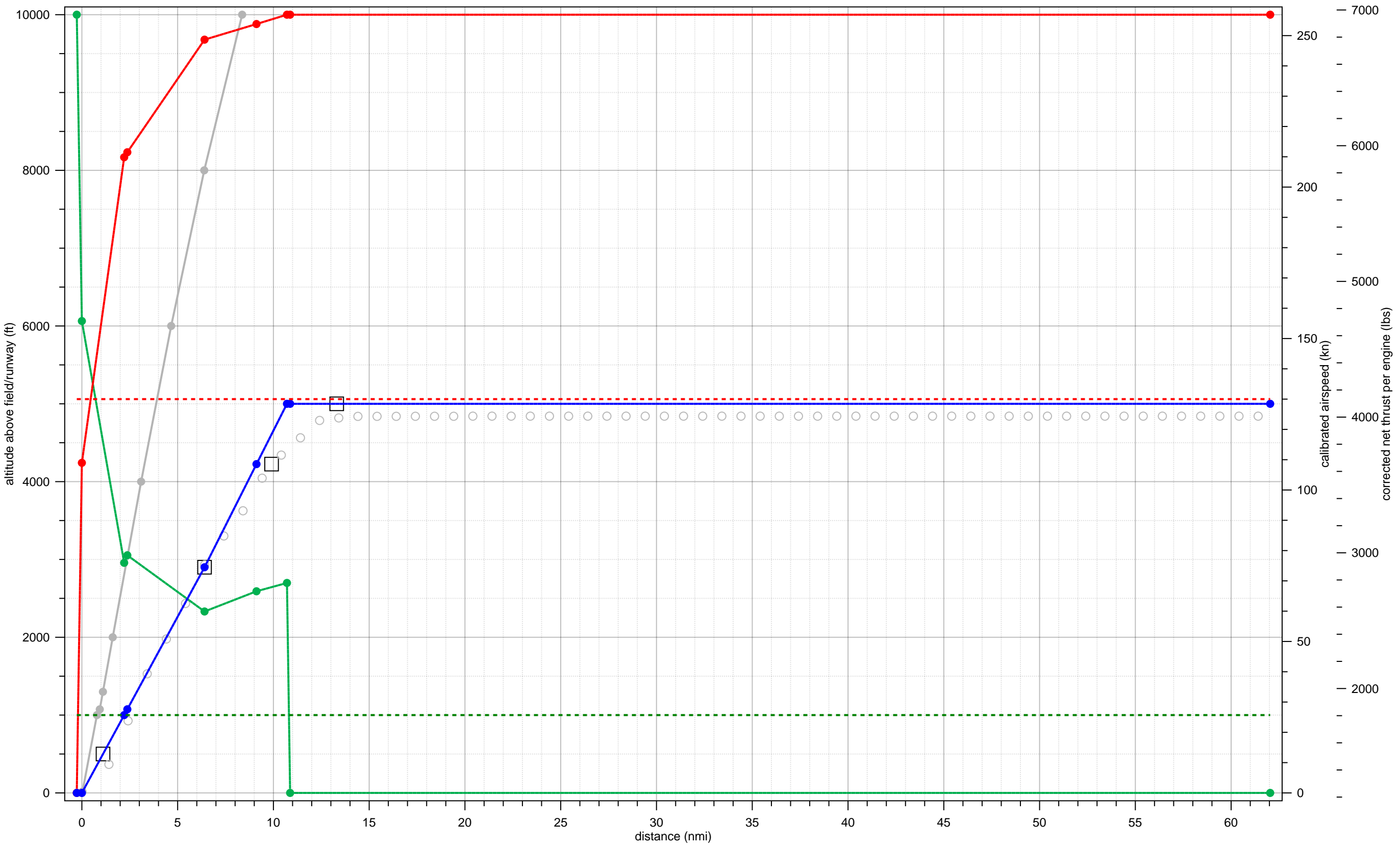
- StdD1 (Grey solid line, circle)
- SimpleTargets (White square)
- RawTargets (White circle)
- StdThr, StdWgt: FitThr (Green solid line, circle)
- StdThr, StdWgt: FitSpd (Red solid line, circle)
- StdThr, StdWgt: FitAlt (Blue solid line, circle)
- T-24, C-24, StdWgt: FitThr (Green dotted line, circle)
- T-24, C-24, StdWgt: FitSpd (Red dotted line, circle)
- T-24, C-24, StdWgt: FitAlt (Blue dotted line, circle)
- T-22, C-22, W+8%; FitThr (Green dotted line, circle)
- T-22, C-22, W+8%; FitSpd (Red dotted line, circle)
- T-22, C-22, W+8%; FitAlt (Blue dotted line, circle)
- maxCAS (Red dashed line)
- MaxMtoThrustAlt (Green dashed line)

DO228 fit to 46-D-DH8A-LT-1-5000-40andup-7to16 (Standard Weight = 100%)



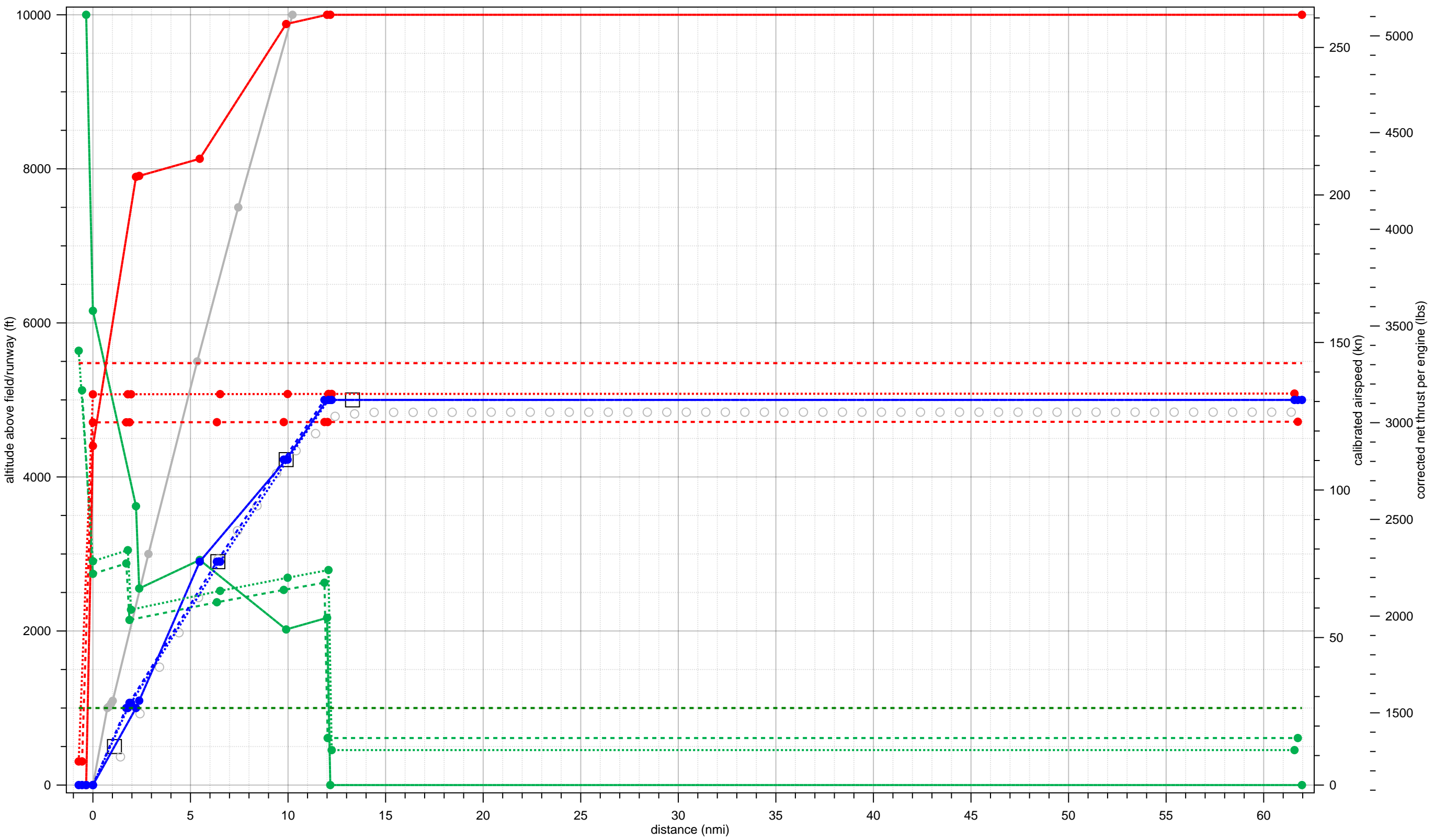
StdD1	SimpleTargets	RawTargets	StdThr,StdWgt:FitThr	StdThr,StdWgt:FitSpd	StdThr,StdWgt:FitAlt	T-38,C-38,StdWgt:FitThr
T-38,C-38,StdWgt:FitSpd	T-38,C-38,StdWgt:FitAlt	T-38,C-38,W+0%;FitThr	T-38,C-38,W+0%;FitSpd	T-38,C-38,W+0%;FitAlt	maxCAS	MaxMtoThrustAlt

DO328 fit to 46-D-DH8A-LT-1-5000-40andup-7to16 (Standard Weight = 100%)



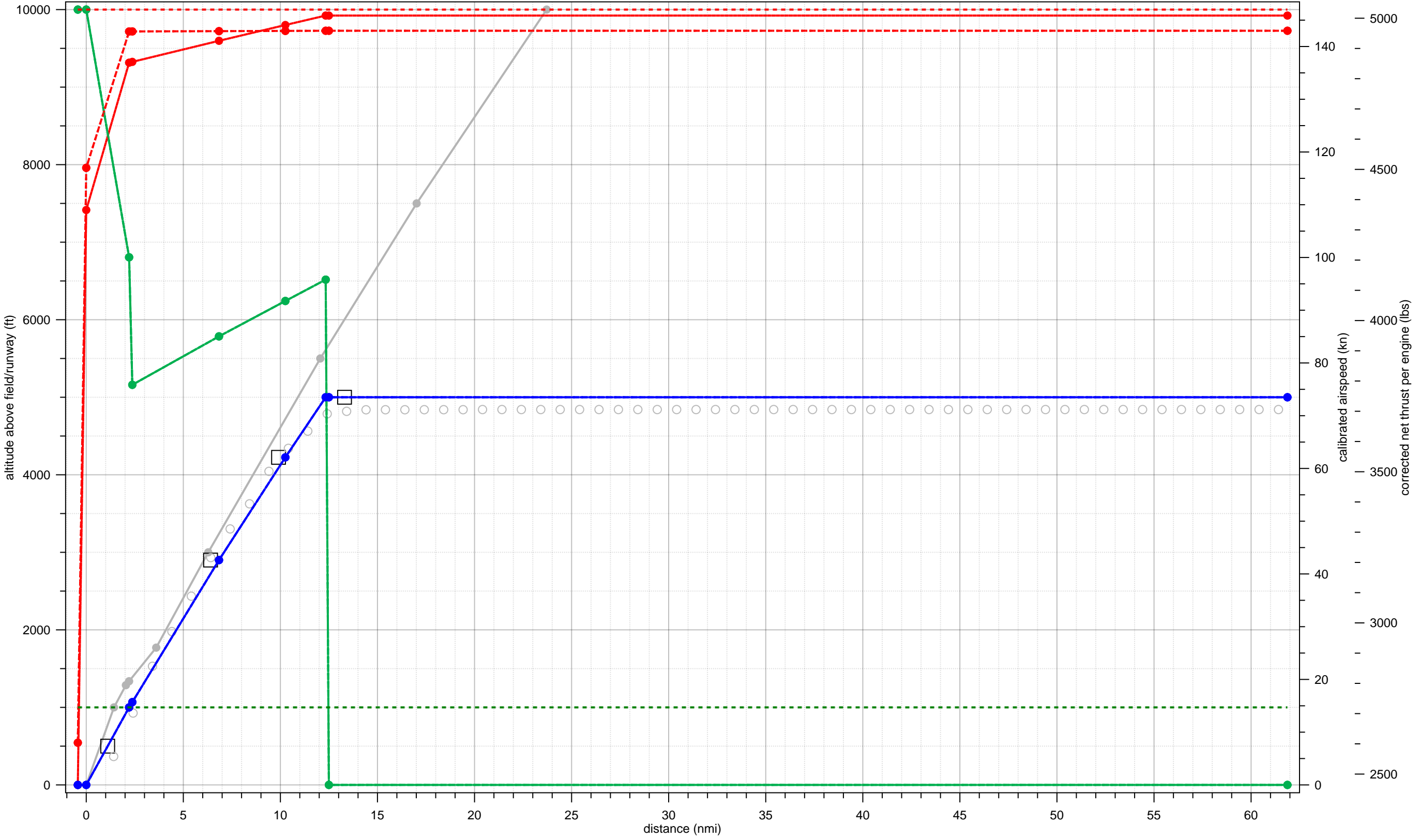
Legend	StdD1	SimpleTargets	RawTargets	StdThr,StdWgt:FitThr	StdThr,StdWgt:FitSpd	StdThr,StdWgt:FitAlt	maxCAS	MaxMtoThrustAlt
---------------	-------	---------------	------------	----------------------	----------------------	----------------------	--------	-----------------

EMB120 fit to 46-D-DH8A-LT-1-5000-40andup-7to16 (Standard Weight = 55%)



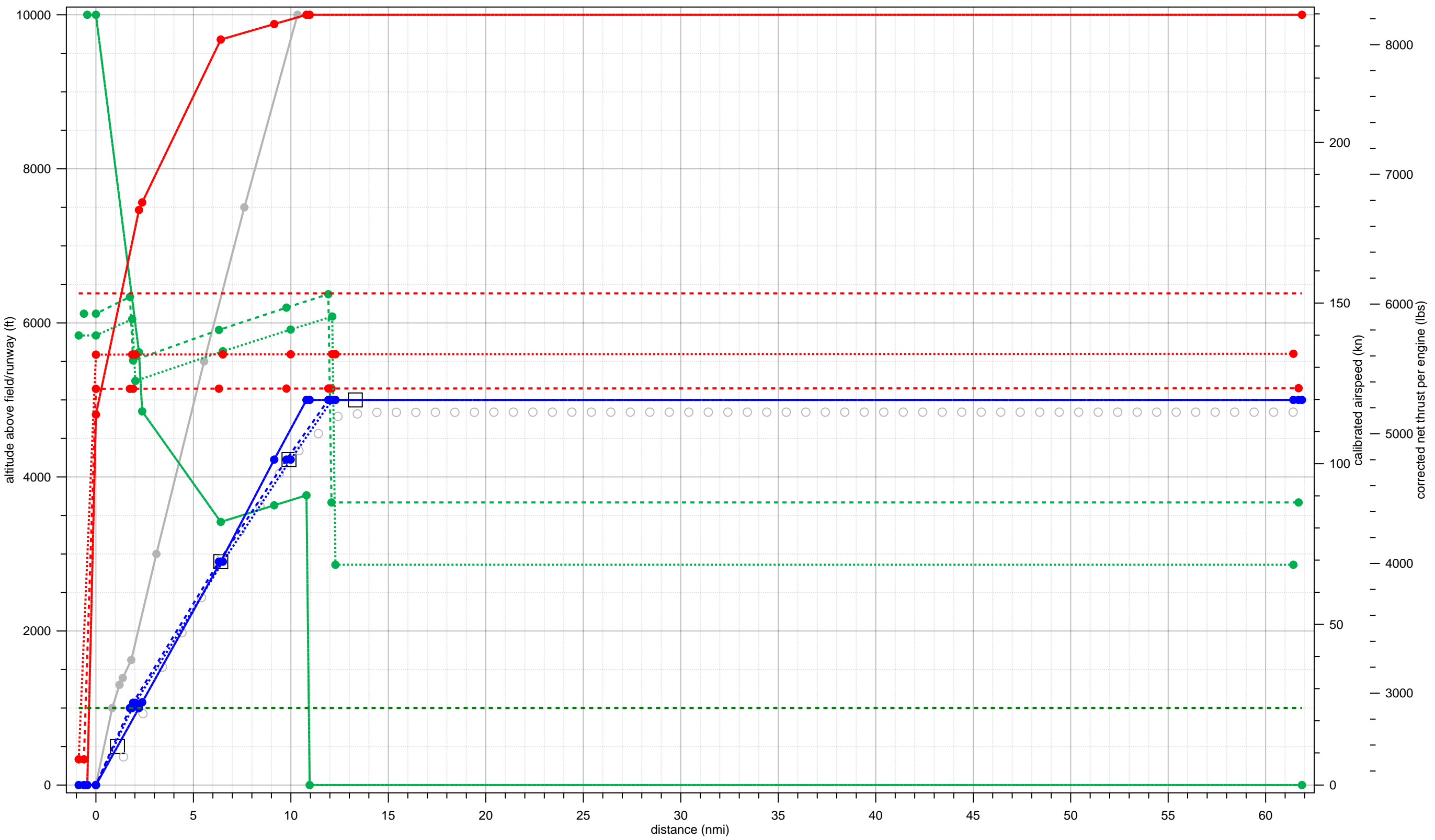
Legend							
—●— StdD1	□ SimpleTargets	○ RawTargets	—●— StdThr, StdWgt:FitThr	—●— StdThr, StdWgt:FitSpd	—●— StdThr, StdWgt:FitAlt	—●— T-38, C-38, StdWgt:FitThr	
—●— T-38, C-38, StdWgt:FitSpd	—●— T-38, C-38, StdWgt:FitAlt	—●— T-34, C-34, W+41%;FitThr	—●— T-34, C-34, W+41%;FitSpd	—●— T-34, C-34, W+41%;FitAlt	—●— T-34, C-34, W+41%;FitAlt	—●— T-34, C-34, W+41%;FitThr	—●— maxCAS
—●— MaxMtoThrustAlt							

HS748A fit to 46-D-DH8A-LT-1-5000-40andup-7to16 (Standard Weight = 100%)



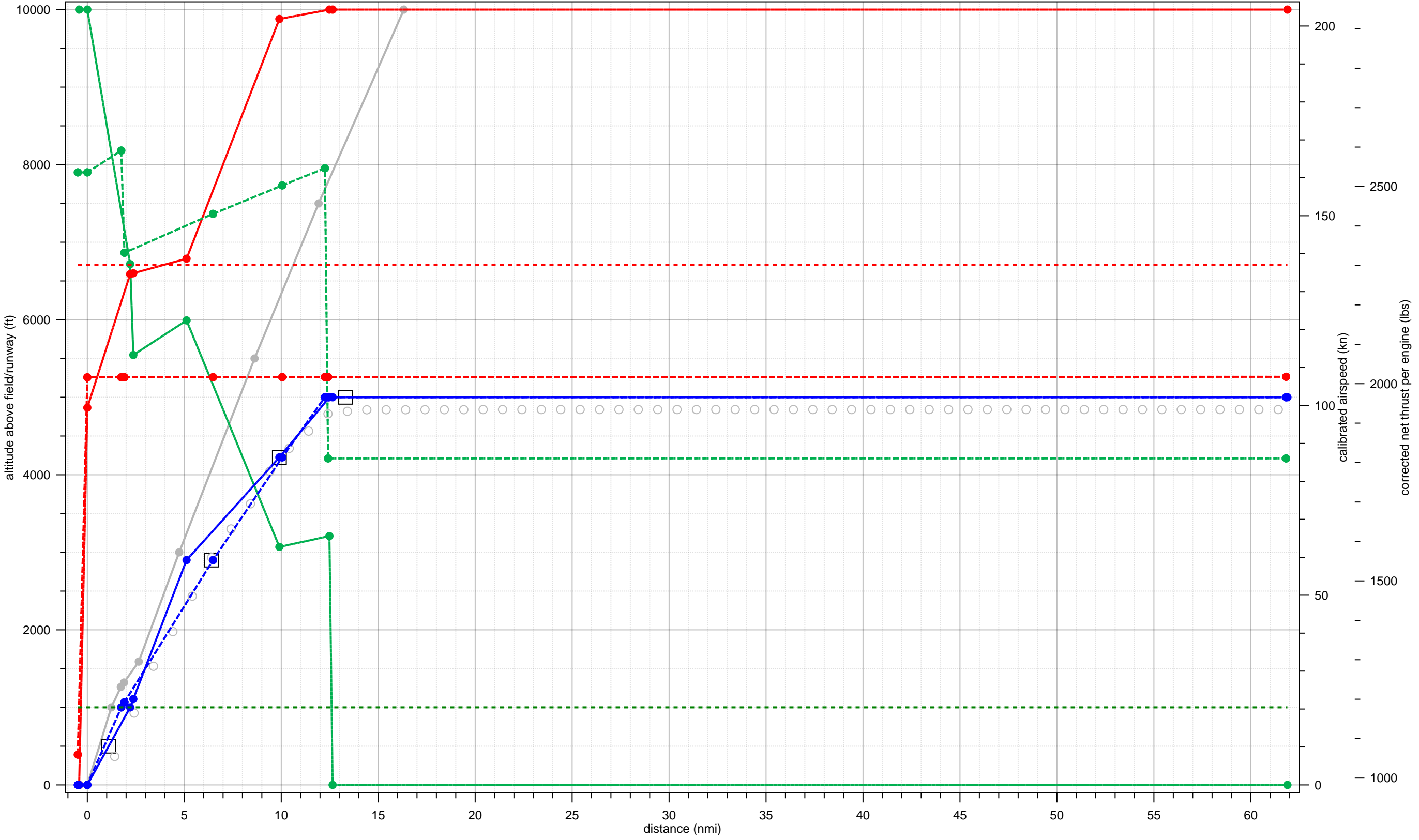
Legend							
StdD1	SimpleTargets	RawTargets	StdThr, StdWgt:FitThr	StdThr, StdWgt:FitSpd	StdThr, StdWgt:FitAlt	T-00, C-00, StdWgt:FitThr	
T-00, C-00, StdWgt:FitSpd	T-00, C-00, StdWgt:FitAlt	T-00, C-00, W+0%;FitThr	T-00, C-00, W+0%;FitSpd	T-00, C-00, W+0%;FitAlt	maxCAS	MaxMtoThrustAlt	

L188 fit to 46-D-DH8A-LT-1-5000-40andup-7to16 (Standard Weight = 56%)



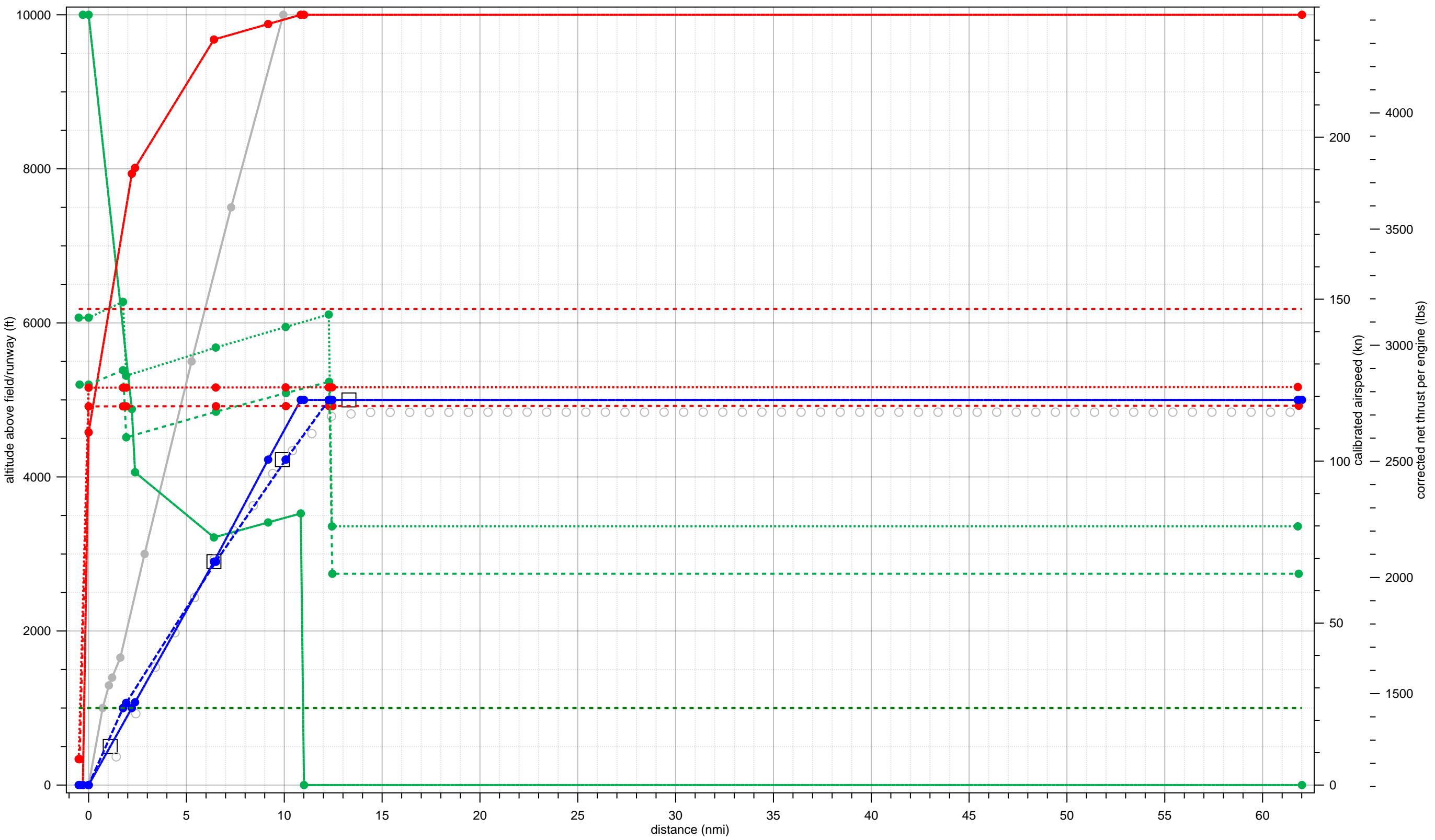
Legend							
—●— StdD1	□ SimpleTargets	○ RawTargets	—●— StdThr,StdWgt:FitThr	—●— StdThr,StdWgt:FitSpd	—●— StdThr,StdWgt:FitAlt	—●— T-28,C-28,StdWgt:FitThr	
—●— T-28,C-28,StdWgt:FitSpd	—●— T-28,C-28,StdWgt:FitAlt	—●— T-24,C-24,W+33%;FitThr	—●— T-24,C-24,W+33%;FitSpd	—●— T-24,C-24,W+33%;FitAlt	—●— T-24,C-24,W+33%;FitAlt	—●— T-24,C-24,W+33%;FitThr	—●— maxCAS
—●— MaxMtoThrustAlt							

SD330 fit to 46-D-DH8A-LT-1-5000-40andup-7to16 (Standard Weight = 80%)



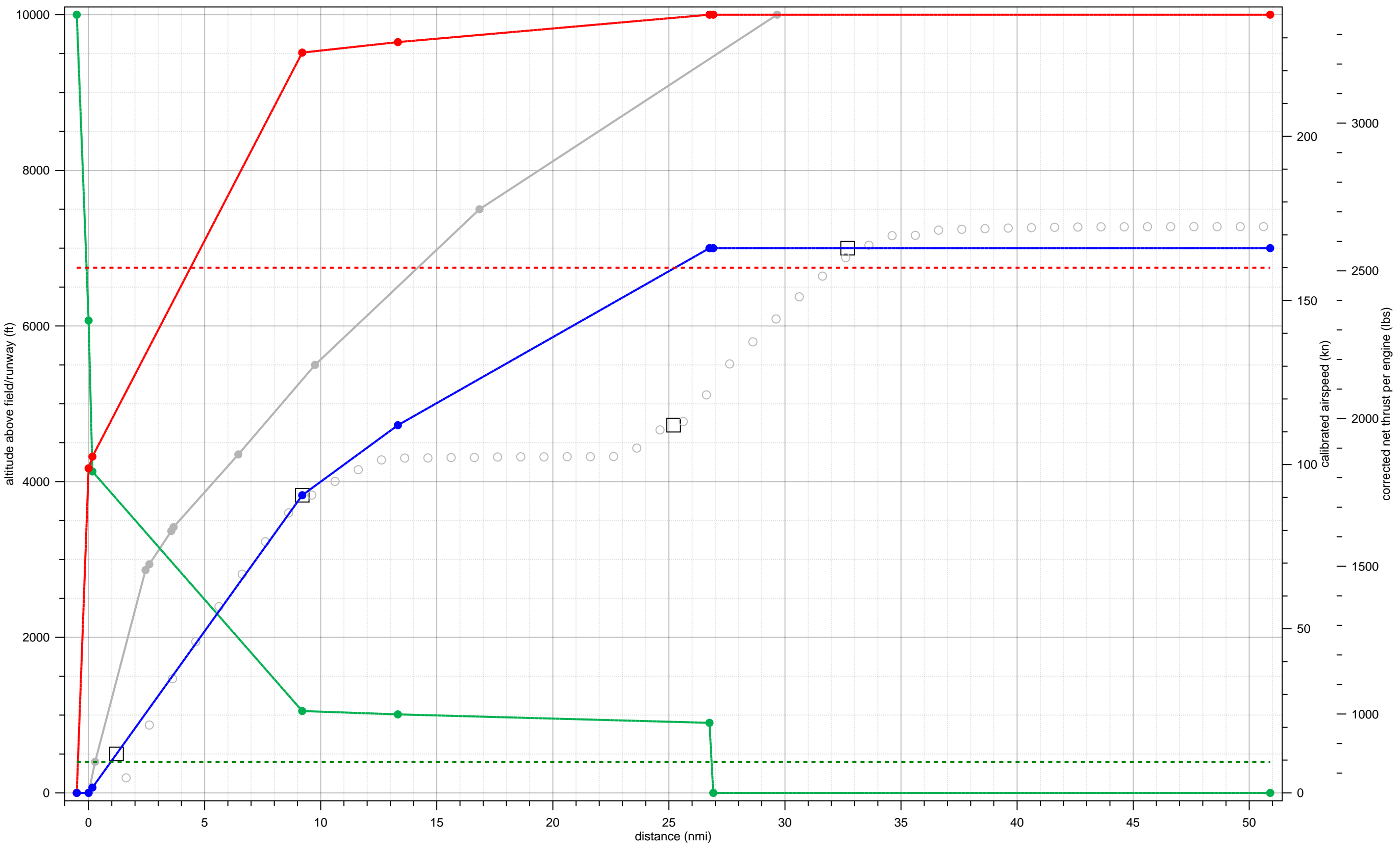
StdD1	SimpleTargets	RawTargets	StdThr,StdWgt:FitThr	StdThr,StdWgt:FitSpd	StdThr,StdWgt:FitAlt	T-14,C-14,StdWgt:FitThr
T-14,C-14,StdWgt:FitSpd	T-14,C-14,StdWgt:FitAlt	T-14,C-14,W+0%;FitThr	T-14,C-14,W+0%;FitSpd	T-14,C-14,W+0%;FitAlt	maxCAS	MaxMtoThrustAlt

SF340 fit to 46-D-DH8A-LT-1-5000-40andup-7to16 (Standard Weight = 79%)



Legend							
—●— StdD1	□ SimpleTargets	○ RawTargets	—●— StdThr,StdWgt:FitThr	—●— StdThr,StdWgt:FitSpd	—●— StdThr,StdWgt:FitAlt	—●— T-36,C-36,StdWgt:FitThr	
—●— T-36,C-36,StdWgt:FitSpd	—●— T-36,C-36,StdWgt:FitAlt	—●— T-26,C-26,W+19%;FitThr	—●— T-26,C-26,W+19%;FitSpd	—●— T-26,C-26,W+19%;FitAlt	—●— T-26,C-26,W+19%;FitAlt	—●— T-26,C-26,W+19%;FitThr	— — maxCAS
— — MaxMtoThrustAlt							

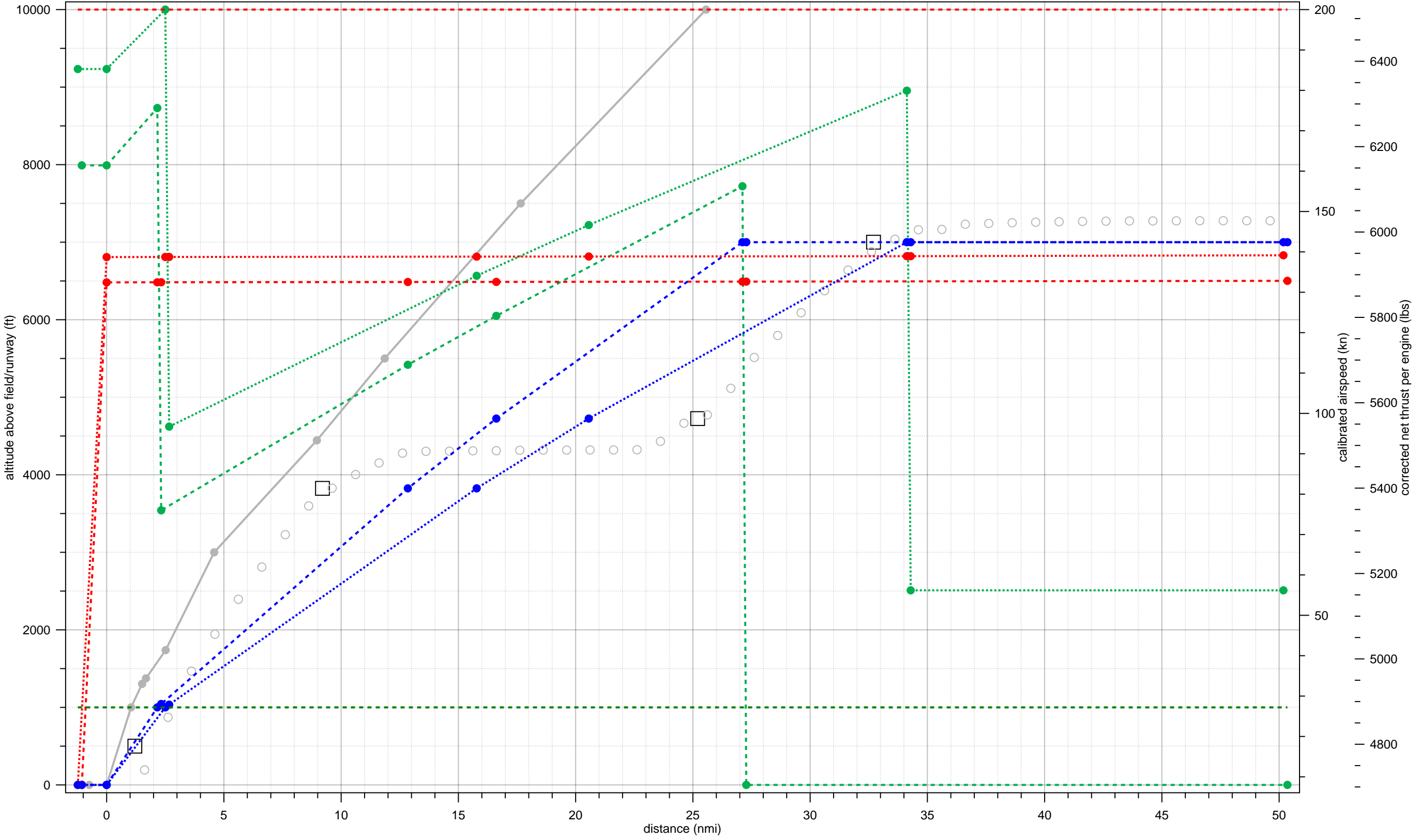
1900D fit to 47-D-DH8C-LT-1-4000-10to19-7to16 (Standard Weight = 77%)



Legend

- StdD1 (Grey line with solid circles)
- SimpleTargets (Open square)
- RawTargets (Open circle)
- StdThr,StdWgt:FitThr (Green line with solid circles)
- StdThr,StdWgt:FitSpd (Red line with solid circles)
- StdThr,StdWgt:FitAlt (Blue line with solid circles)
- maxCAS (Red dashed line)
- MaxMtoThrustAlt (Green dashed line)

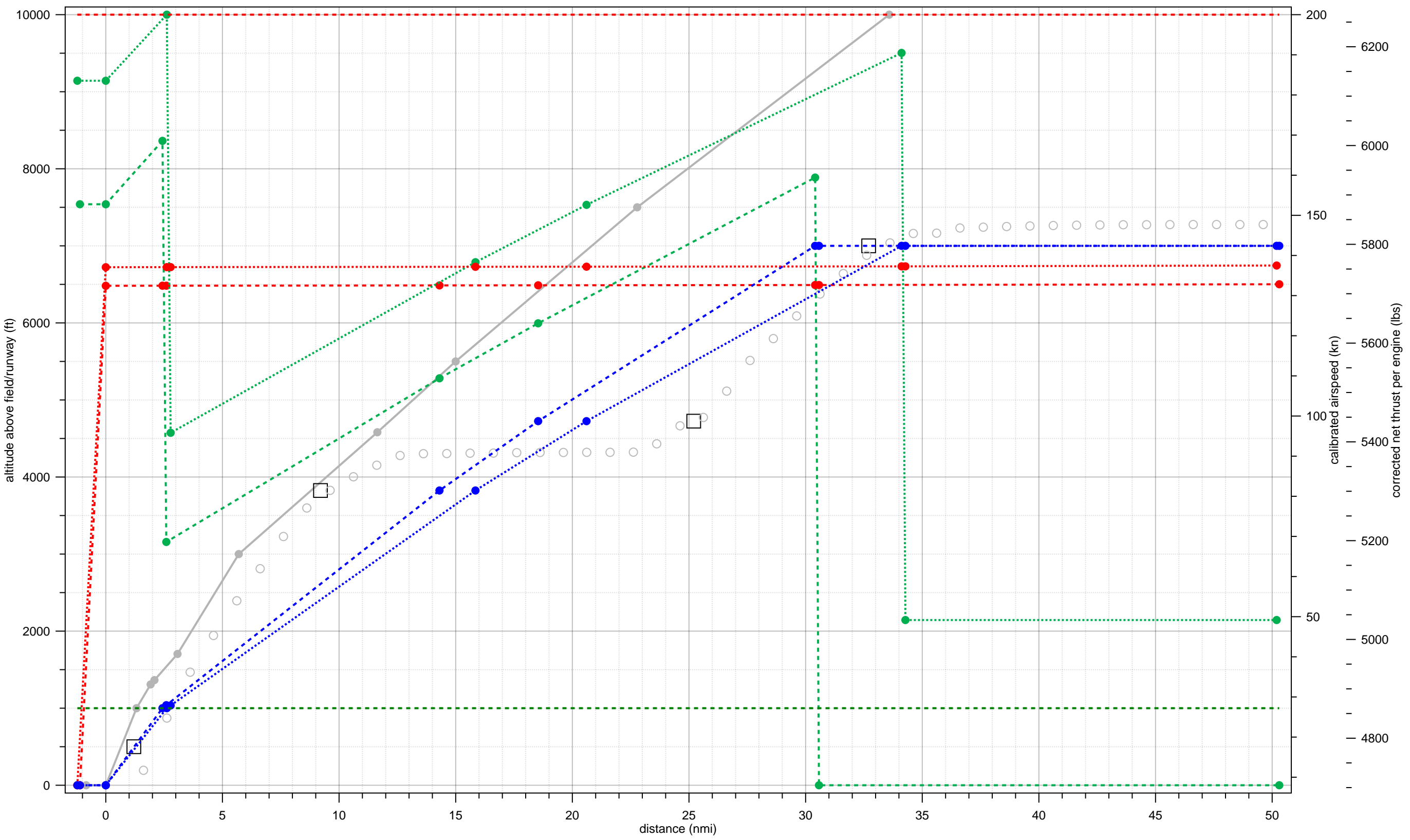
C130 fit to 47-D-DH8C-LT-1-4000-10to19-7to16 (Standard Weight = 73%)



Legend

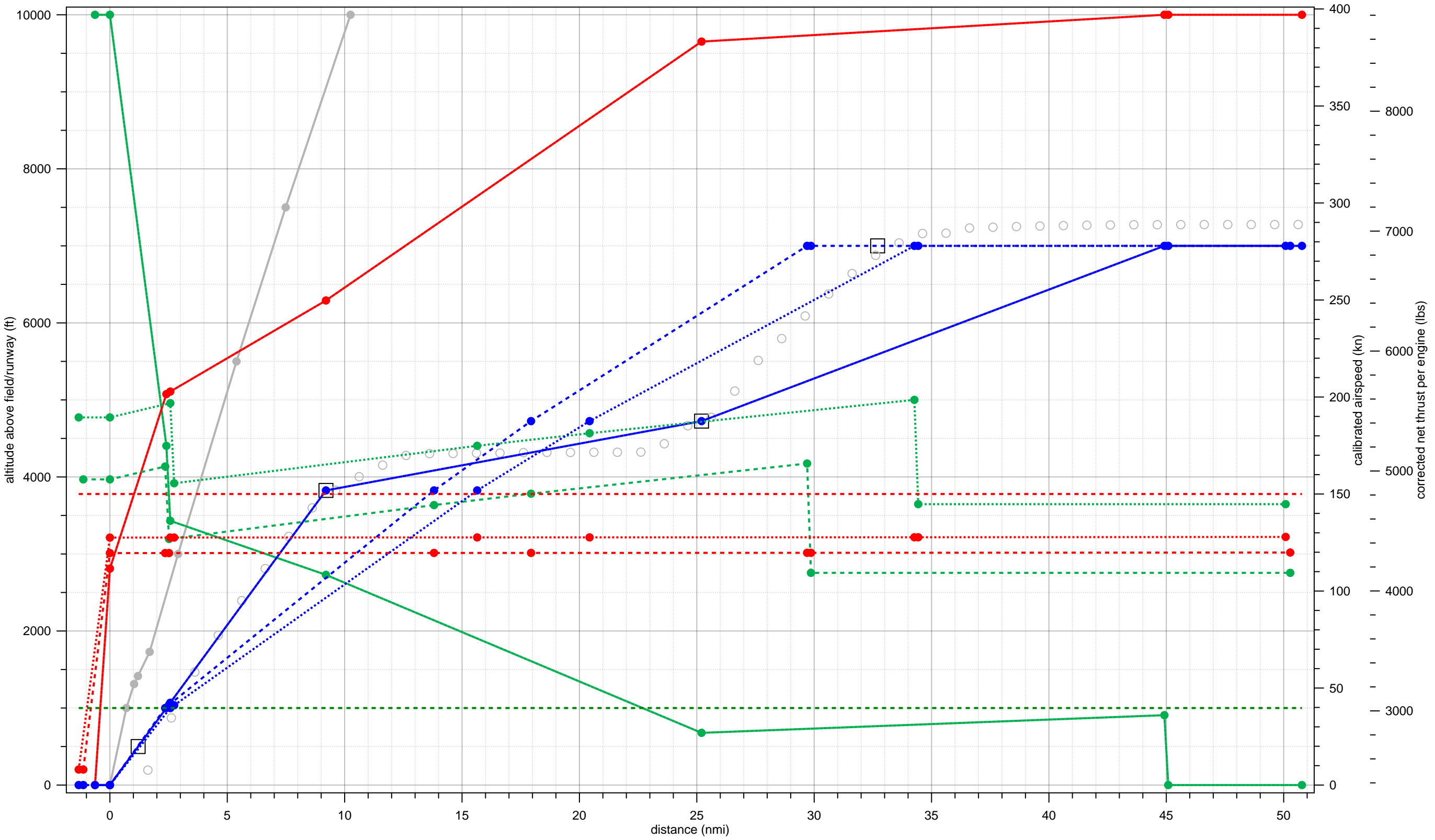
- StdD1 (Grey solid line with circles)
- SimpleTargets (White square)
- RawTargets (Grey open circle)
- T-30,C-30,StdWgt:FitThr (Green dashed line with circles)
- T-30,C-30,StdWgt:FitSpd (Red dashed line with circles)
- T-30,C-30,StdWgt:FitAlt (Blue dashed line with circles)
- T-24,C-24,W+16%;FitThr (Green dotted line with circles)
- T-24,C-24,W+16%;FitSpd (Red dotted line with circles)
- T-24,C-24,W+16%;FitAlt (Blue dotted line with circles)
- maxCAS (Red dashed horizontal line)
- MaxMtoThrustAlt (Green dashed horizontal line)

C130E fit to 47-D-DH8C-LT-1-4000-10to19-7to16 (Standard Weight = 73%)



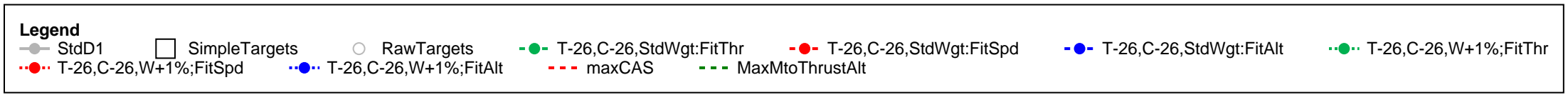
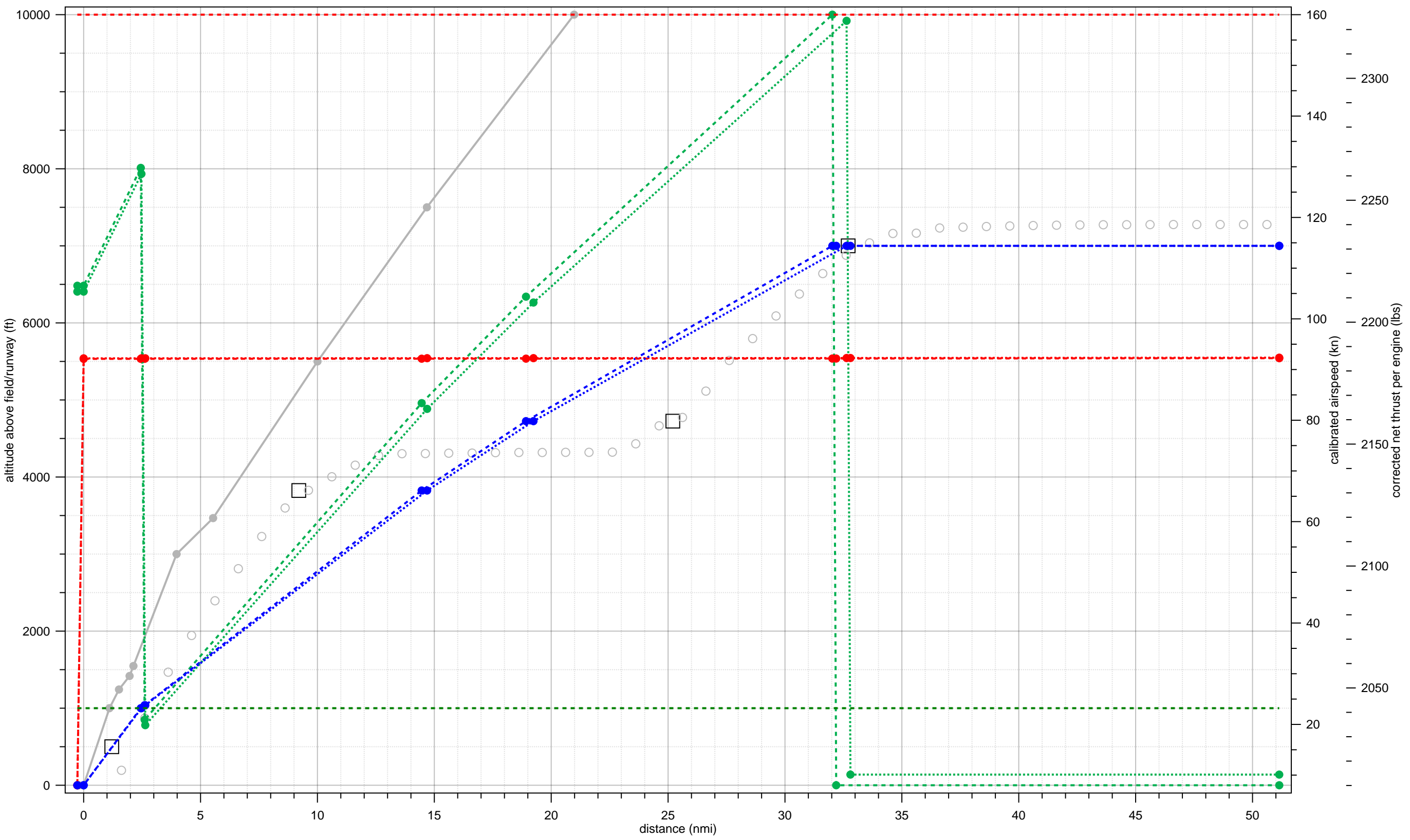
StdD1	SimpleTargets	RawTargets	T-24, C-24, StdWgt:FitThr	T-24, C-24, StdWgt:FitSpd	T-24, C-24, StdWgt:FitAlt	T-18, C-18, W+12%;FitThr
T-18, C-18, W+12%;FitSpd	T-18, C-18, W+12%;FitAlt	maxCAS	MaxMtoThrustAlt			

CVR580 fit to 47-D-DH8C-LT-1-4000-10to19-7to16 (Standard Weight = 20%)

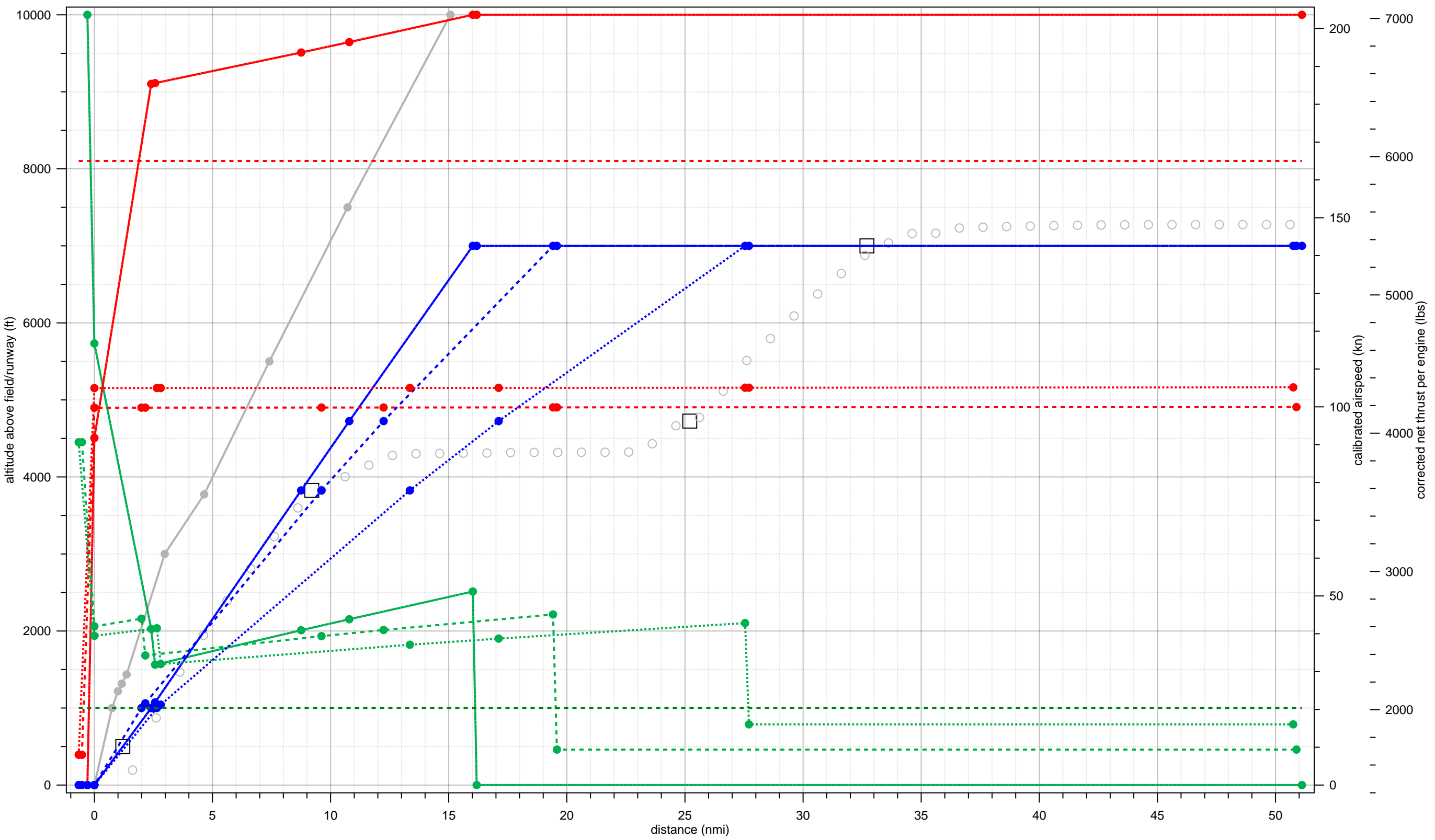


Legend							
—●— StdD1	□ SimpleTargets	○ RawTargets	—●— StdThr, StdWgt: FitThr	—●— StdThr, StdWgt: FitSpd	—●— StdThr, StdWgt: FitAlt	—●— T-44, C-44, StdWgt: FitThr	
—●— T-44, C-44, StdWgt: FitSpd	—●— T-44, C-44, StdWgt: FitAlt	—●— T-34, C-34, W+61%: FitThr	—●— T-34, C-34, W+61%: FitSpd	—●— T-34, C-34, W+61%: FitAlt	—●— maxCAS		
—●— MaxMtoThrustAlt							

DHC7 fit to 47-D-DH8C-LT-1-4000-10to19-7to16 (Standard Weight = 94%)

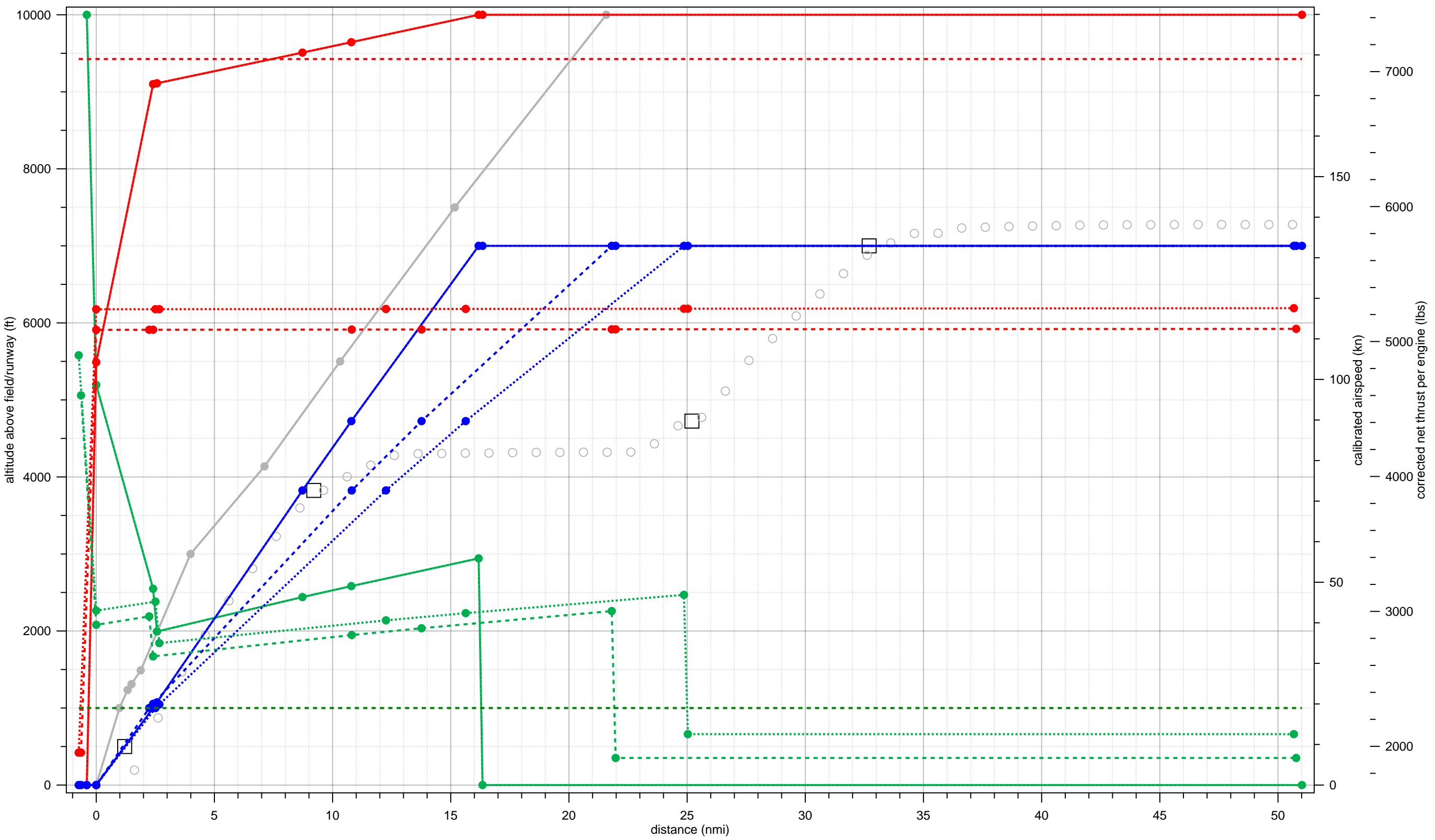


DHC8 fit to 47-D-DH8C-LT-1-4000-10to19-7to16 (Standard Weight = 64%)



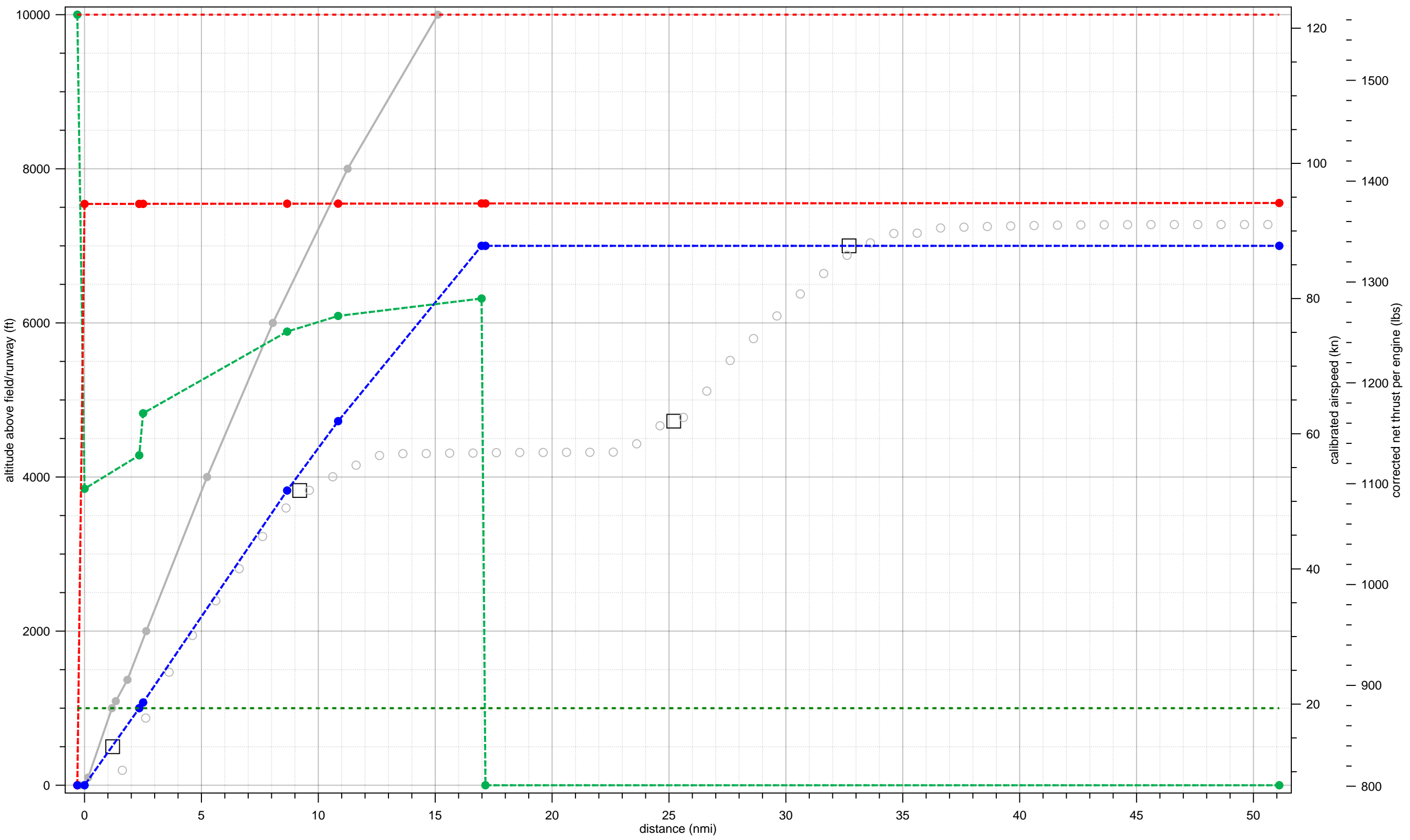
Legend							
—●— StdD1	□ SimpleTargets	○ RawTargets	—●— StdThr, StdWgt: FitThr	—●— StdThr, StdWgt: FitSpd	—●— StdThr, StdWgt: FitAlt	—●— T-44, C-44, StdWgt: FitThr	
—●— T-44, C-44, StdWgt: FitSpd	—●— T-44, C-44, StdWgt: FitAlt	—●— T-44, C-44, W+35%; FitThr	—●— T-44, C-44, W+35%; FitSpd	—●— T-44, C-44, W+35%; FitAlt		—●— MaxMtoThrustAlt	

DHC830 fit to 47-D-DH8C-LT-1-4000-10to19-7to16 (Standard Weight = 76%)



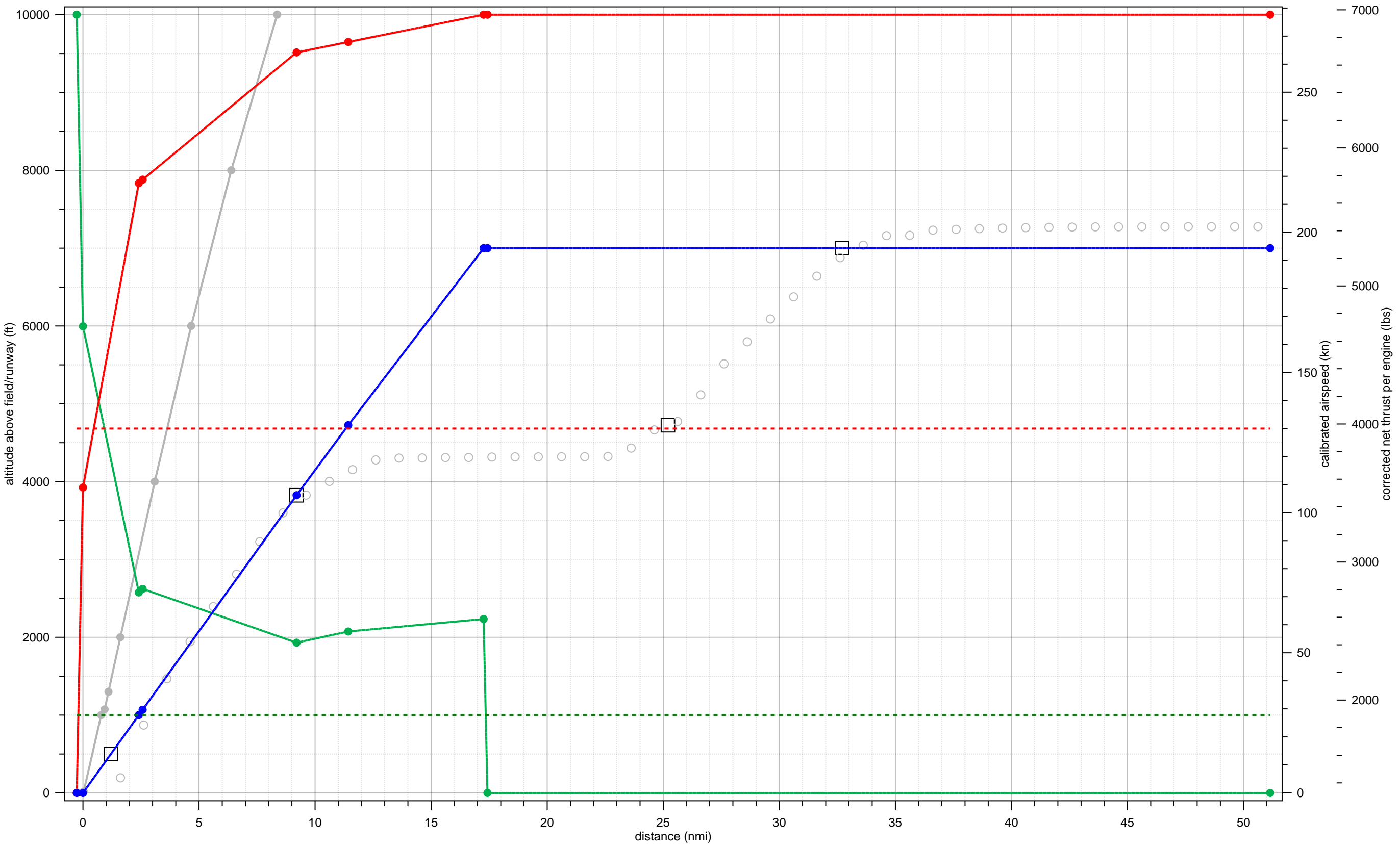
Legend							
—●— StdD1	□ SimpleTargets	○ RawTargets	—●— StdThr, StdWgt:FitThr	—●— StdThr, StdWgt:FitSpd	—●— StdThr, StdWgt:FitAlt	—●— T-38, C-38, StdWgt:FitThr	
—●— T-38, C-38, StdWgt:FitSpd	—●— T-38, C-38, StdWgt:FitAlt	—●— T-34, C-34, W+20%;FitThr	—●— T-34, C-34, W+20%;FitSpd	—●— T-34, C-34, W+20%;FitAlt			
—●— MaxMtoThrustAlt							

DO228 fit to 47-D-DH8C-LT-1-4000-10to19-7to16 (Standard Weight = 100%)



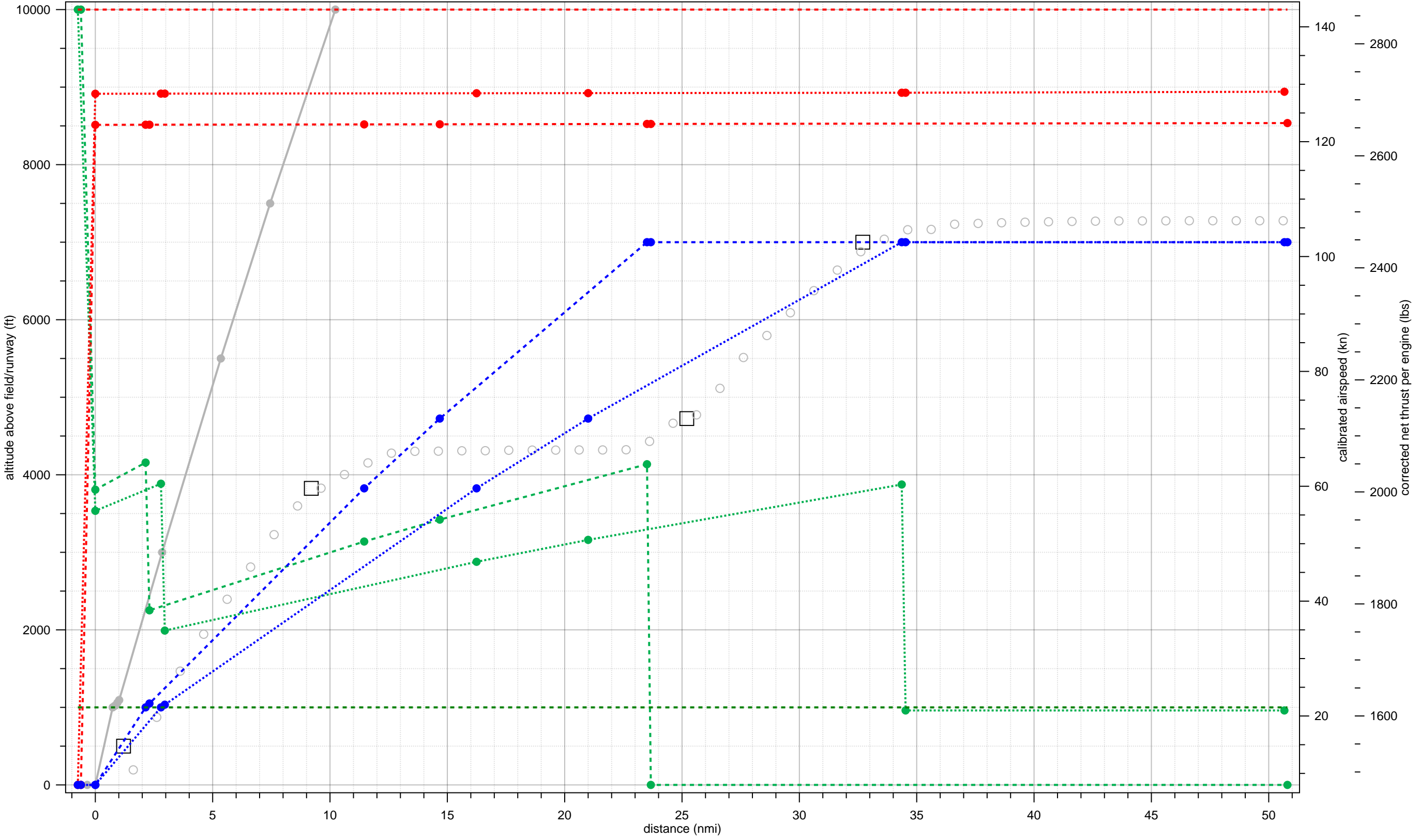
Legend						
—●— StdD1	□ SimpleTargets	○ RawTargets	-●- T-38,C-38,StdWgt:FitThr	-●- T-38,C-38,StdWgt:FitSpd	-●- T-38,C-38,StdWgt:FitAlt	-●- T-38,C-38,W+0%;FitThr
-●- T-38,C-38,W+0%;FitSpd	-●- T-38,C-38,W+0%;FitAlt	- - - maxCAS	- - - MaxMtoThrustAlt			

DO328 fit to 47-D-DH8C-LT-1-4000-10to19-7to16 (Standard Weight = 100%)



Legend							
● StdD1	□ SimpleTargets	○ RawTargets	● StdThr,StdWgt:FitThr	● StdThr,StdWgt:FitSpd	● StdThr,StdWgt:FitAlt	- - - maxCAS	- - - MaxMtoThrustAlt

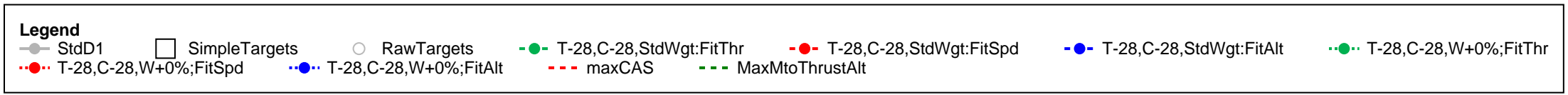
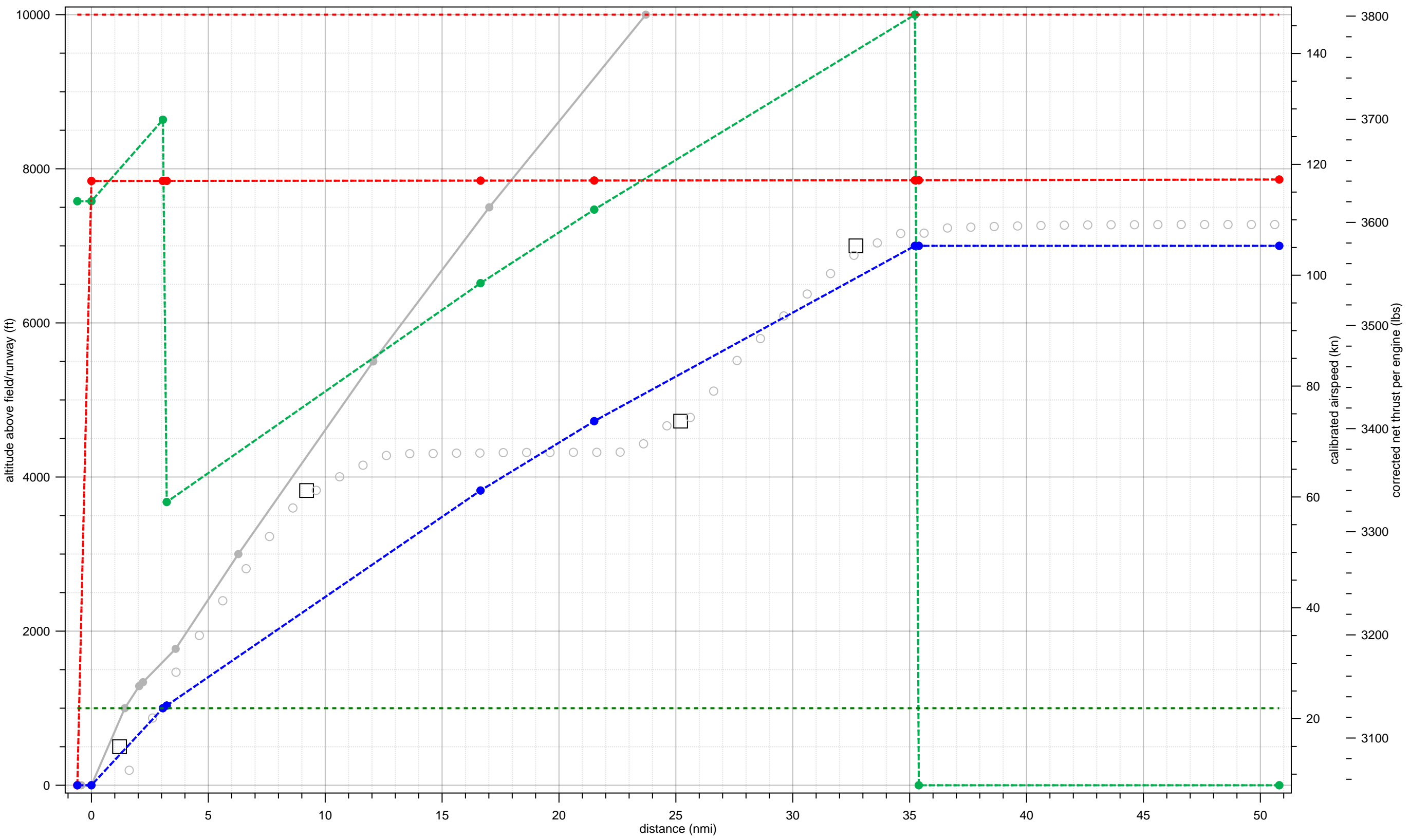
EMB120 fit to 47-D-DH8C-LT-1-4000-10to19-7to16 (Standard Weight = 55%)



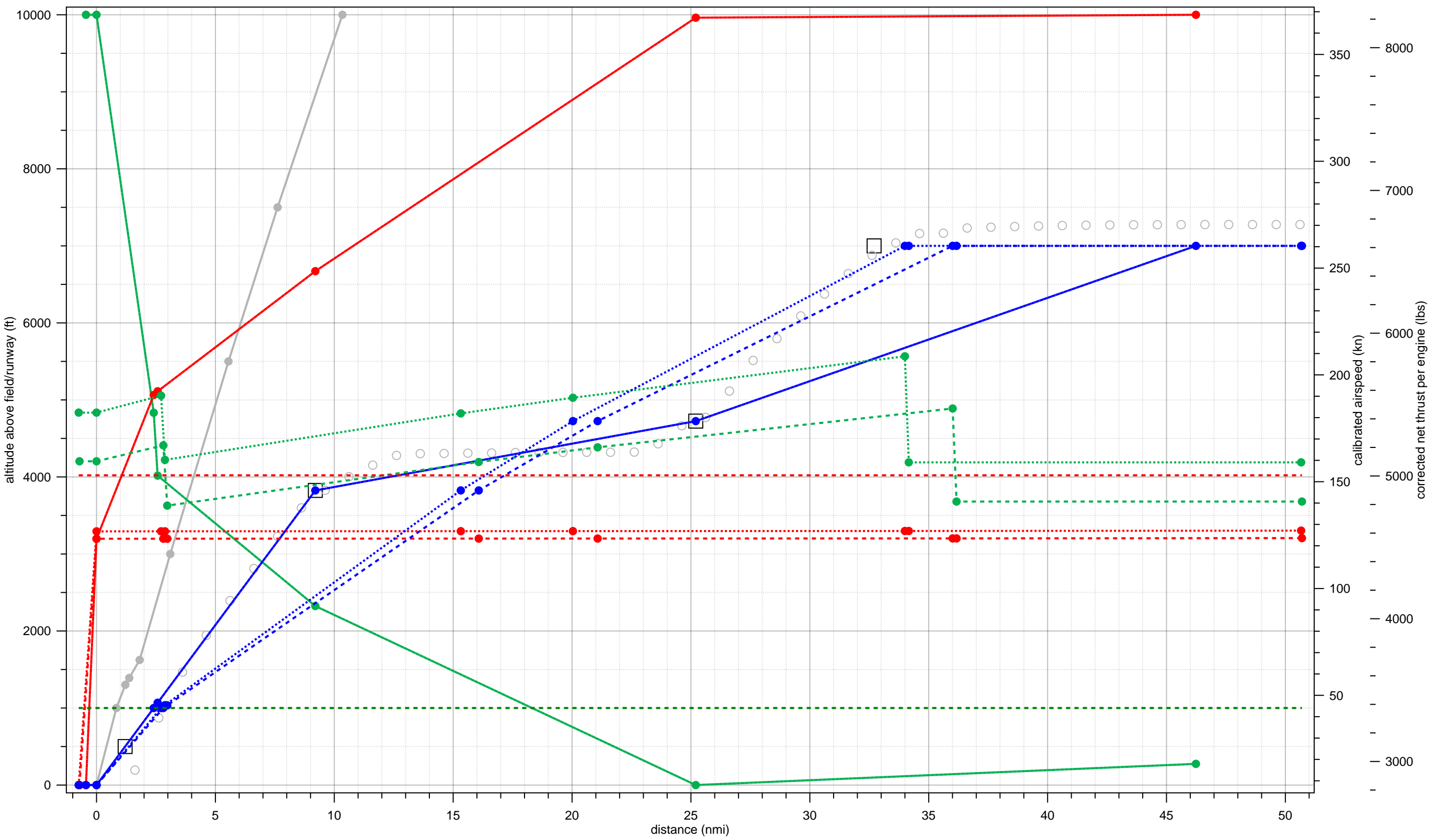
Legend

- StdD1 (Grey solid line with circles)
- SimpleTargets (White squares)
- RawTargets (Grey circles)
- T-44,C-44,StdWgt:FitThr (Green dashed line with circles)
- T-44,C-44,StdWgt:FitSpd (Red dotted line with circles)
- T-44,C-44,StdWgt:FitAlt (Blue dashed line with circles)
- T-44,C-44,W+23%;FitThr (Green dotted line with circles)
- T-44,C-44,W+23%;FitSpd (Red dash-dot line with circles)
- T-44,C-44,W+23%;FitAlt (Blue dotted line with circles)
- maxCAS (Red dashed line)
- MaxMtoThrustAlt (Green dash-dot line)

HS748A fit to 47-D-DH8C-LT-1-4000-10to19-7to16 (Standard Weight = 100%)

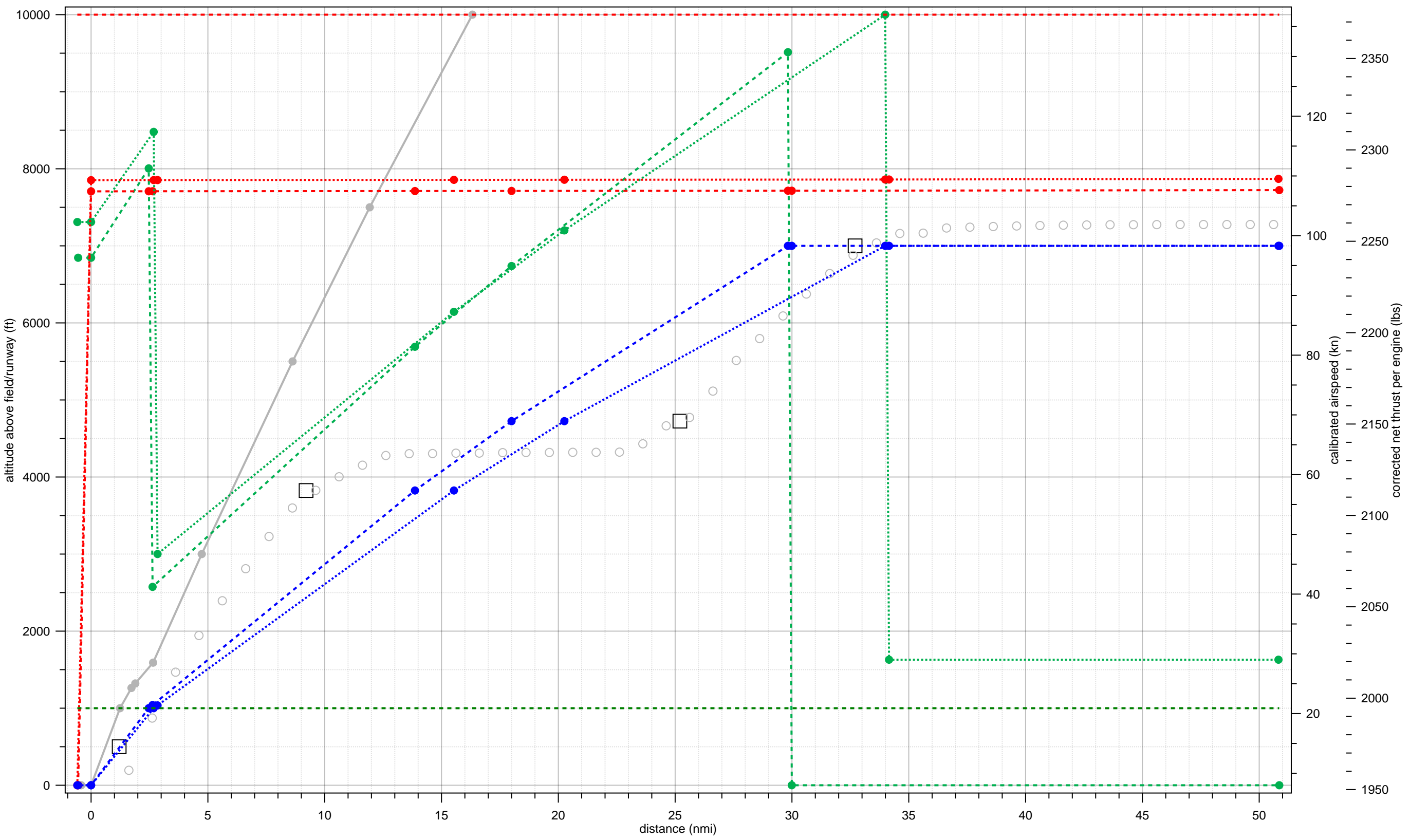


L188 fit to 47-D-DH8C-LT-1-4000-10to19-7to16 (Standard Weight = 56%)



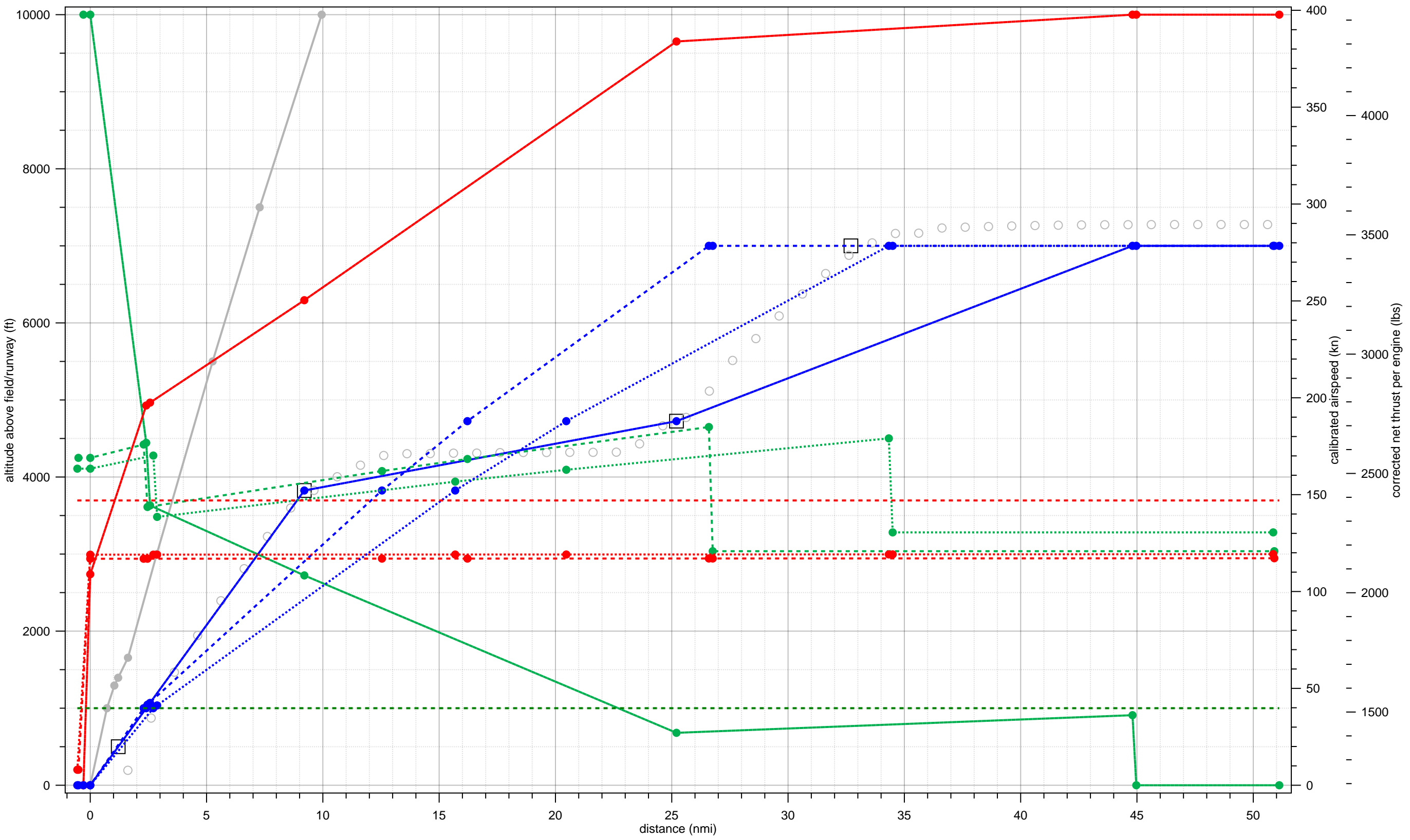
Legend							
—●— StdD1	□ SimpleTargets	○ RawTargets	—●— StdThr,StdWgt:FitThr	—●— StdThr,StdWgt:FitSpd	—●— StdThr,StdWgt:FitAlt	—●— T-38,C-38,StdWgt:FitThr	
—●— T-38,C-38,StdWgt:FitSpd	—●— T-38,C-38,StdWgt:FitAlt	—●— T-32,C-32,W+11%;FitThr	—●— T-32,C-32,W+11%;FitSpd	—●— T-32,C-32,W+11%;FitAlt	—●— T-32,C-32,W+11%;FitAlt	—●— T-38,C-38,StdWgt:FitThr	—●— maxCAS
—●— MaxMtoThrustAlt							

SD330 fit to 47-D-DH8C-LT-1-4000-10to19-7to16 (Standard Weight = 80%)



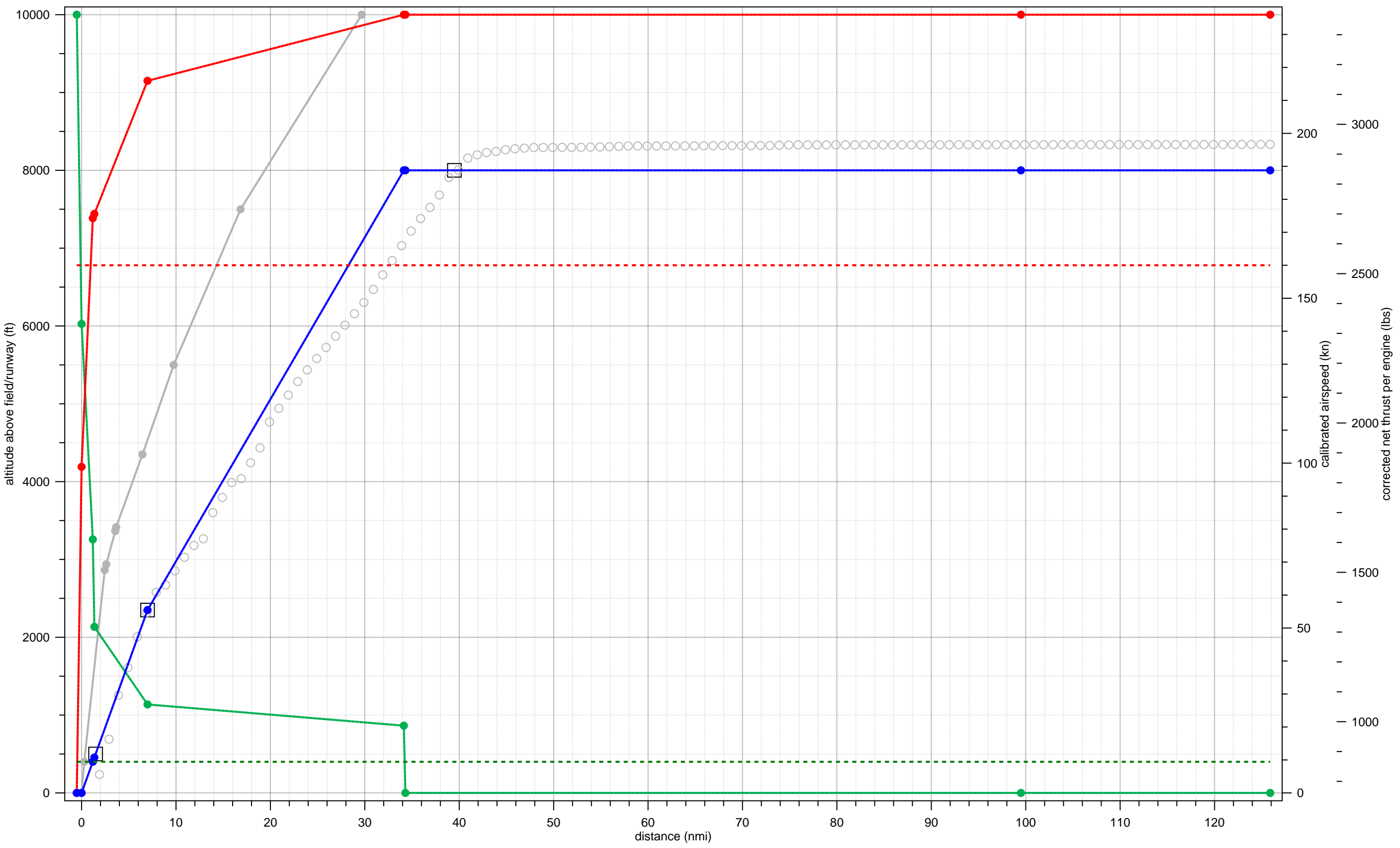
Legend						
● StdD1	□ SimpleTargets	○ RawTargets	● T-24,C-24,StdWgt:FitThr	● T-24,C-24,StdWgt:FitSpd	● T-24,C-24,StdWgt:FitAlt	● T-22,C-22,W+14%;FitThr
● T-22,C-22,W+14%;FitSpd	● T-22,C-22,W+14%;FitAlt	--- maxCAS	--- MaxMtoThrustAlt			

SF340 fit to 47-D-DH8C-LT-1-4000-10to19-7to16 (Standard Weight = 79%)



Legend									
StdD1	SimpleTargets	RawTargets	StdThr,StdWgt:FitThr	StdThr,StdWgt:FitSpd	StdThr,StdWgt:FitAlt	T-42,C-42,StdWgt:FitThr	T-42,C-42,StdWgt:FitSpd	T-42,C-42,StdWgt:FitAlt	T-42,C-42,W+7%;FitThr
T-42,C-42,StdWgt:FitSpd	T-42,C-42,StdWgt:FitAlt	T-42,C-42,W+7%;FitThr	T-42,C-42,W+7%;FitSpd	T-42,C-42,W+7%;FitAlt	maxCAS	MaxMtoThrustAlt			

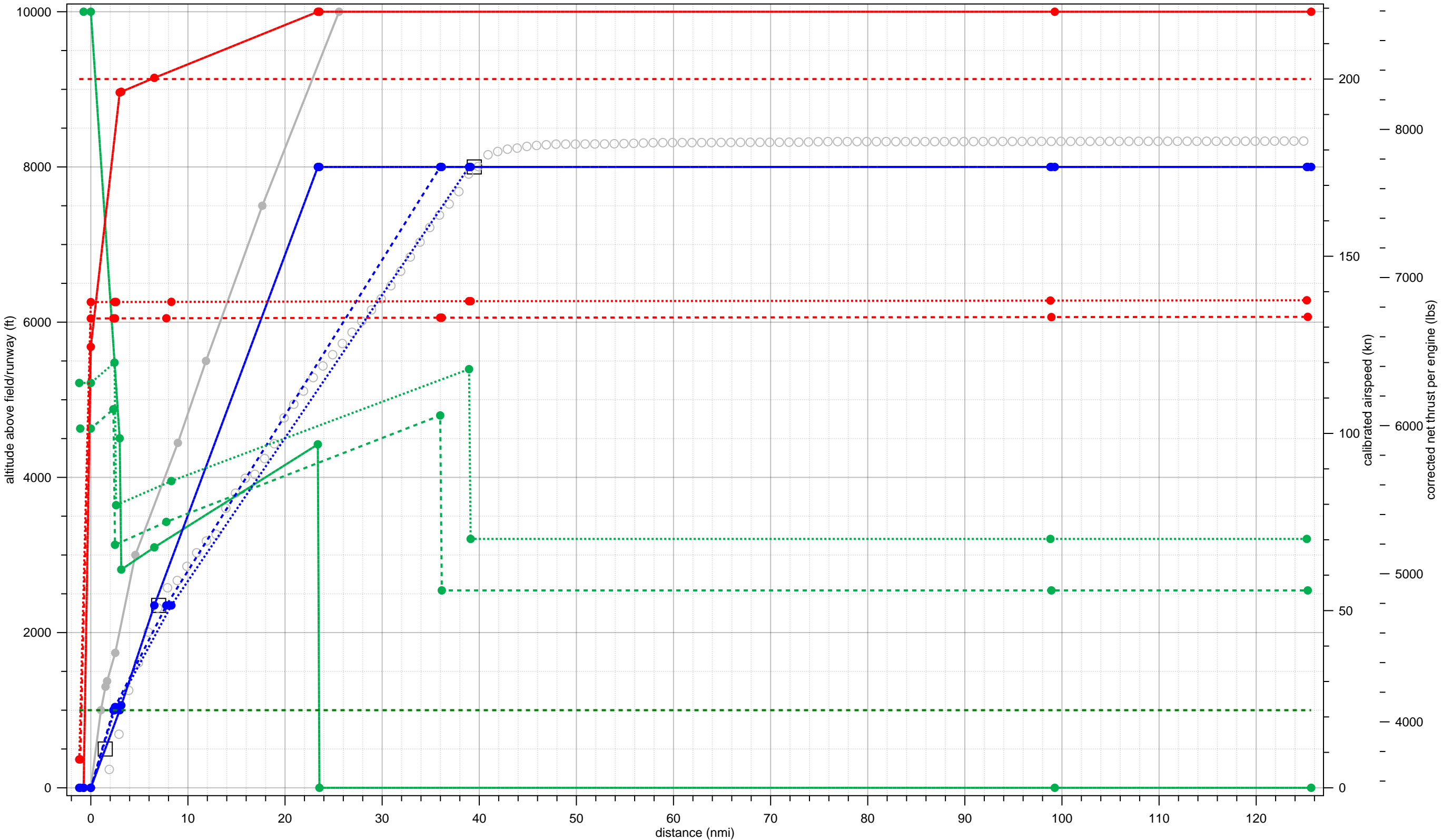
1900D fit to 48-D-DH8C-LT-1-8000-40andup-37andup (Standard Weight = 77%)



Legend

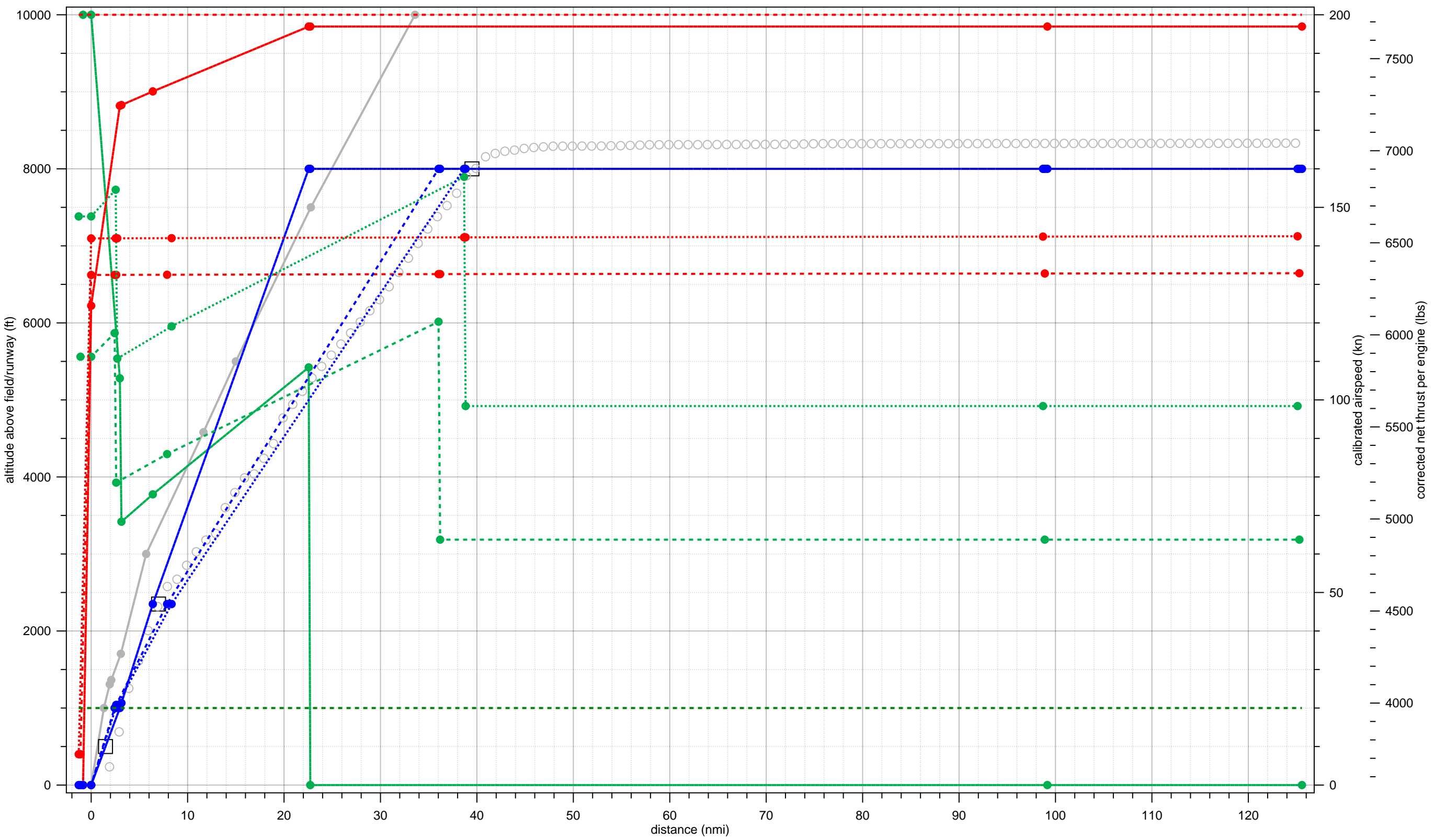
- StdD1
- SimpleTargets
- RawTargets
- StdThr,StdWgt:FitThr
- StdThr,StdWgt:FitSpd
- StdThr,StdWgt:FitAlt
- maxCAS
- MaxMtoThrustAlt

C130 fit to 48-D-DH8C-LT-1-8000-40andup-37andup (Standard Weight = 73%)



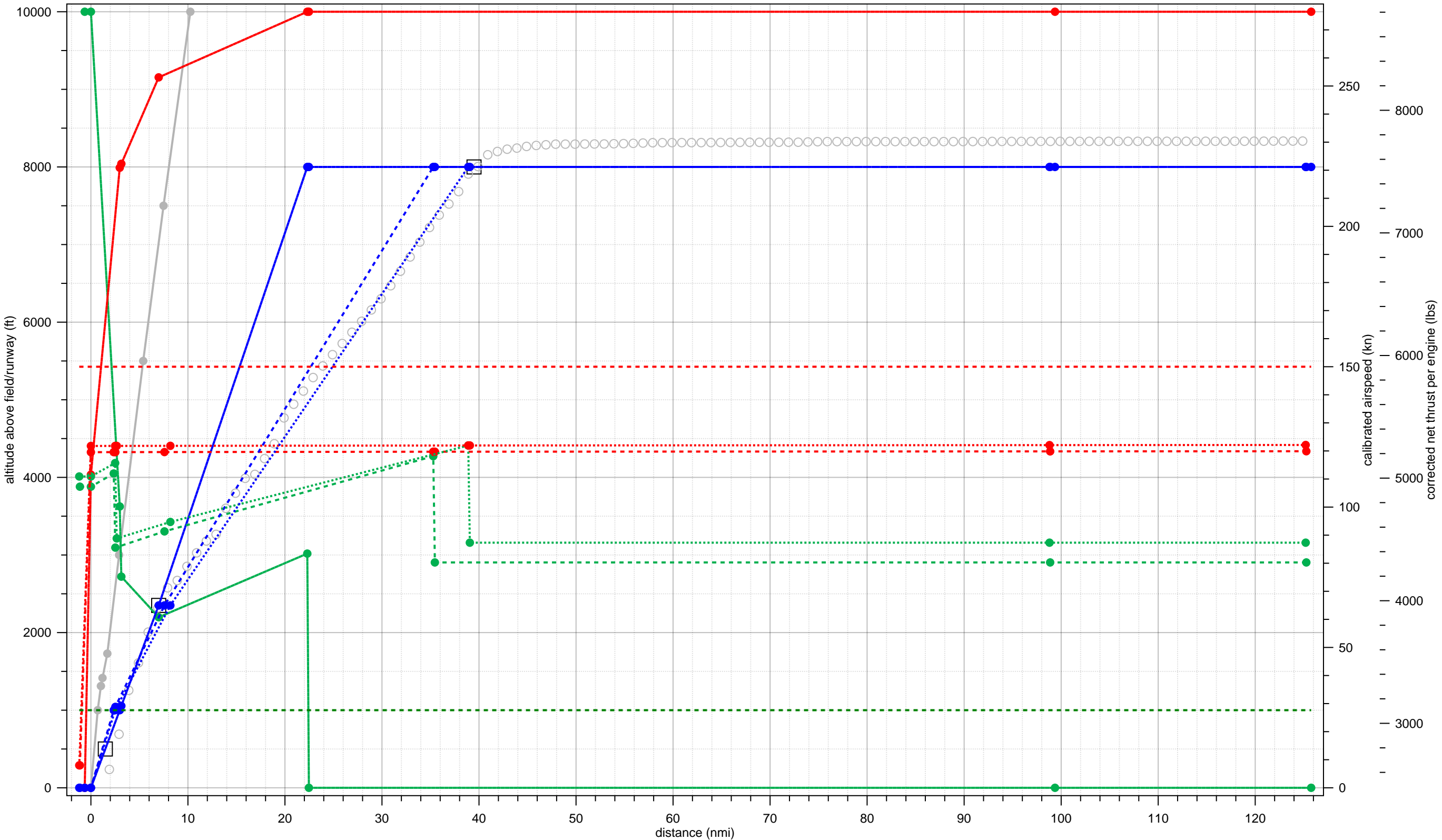
Legend							
—●— StdD1	□ SimpleTargets	○ RawTargets	—●— StdThr, StdWgt: FitThr	—●— StdThr, StdWgt: FitSpd	—●— StdThr, StdWgt: FitAlt	—●— T-32, C-32, StdWgt: FitThr	
—●— T-32, C-32, StdWgt: FitSpd	—●— T-32, C-32, StdWgt: FitAlt	—●— T-26, C-26, W+12%: FitThr	—●— T-26, C-26, W+12%: FitSpd	—●— T-26, C-26, W+12%: FitAlt	—●— T-26, C-26, W+12%: FitThr	—●— T-26, C-26, W+12%: FitSpd	—●— T-26, C-26, W+12%: FitAlt
—●— MaxMtoThrustAlt							

C130E fit to 48-D-DH8C-LT-1-8000-40andup-37andup (Standard Weight = 73%)



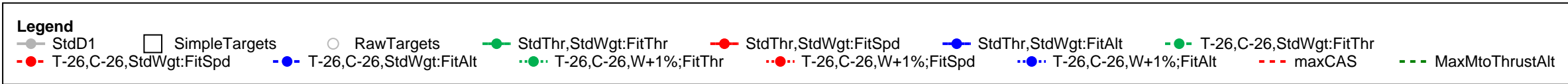
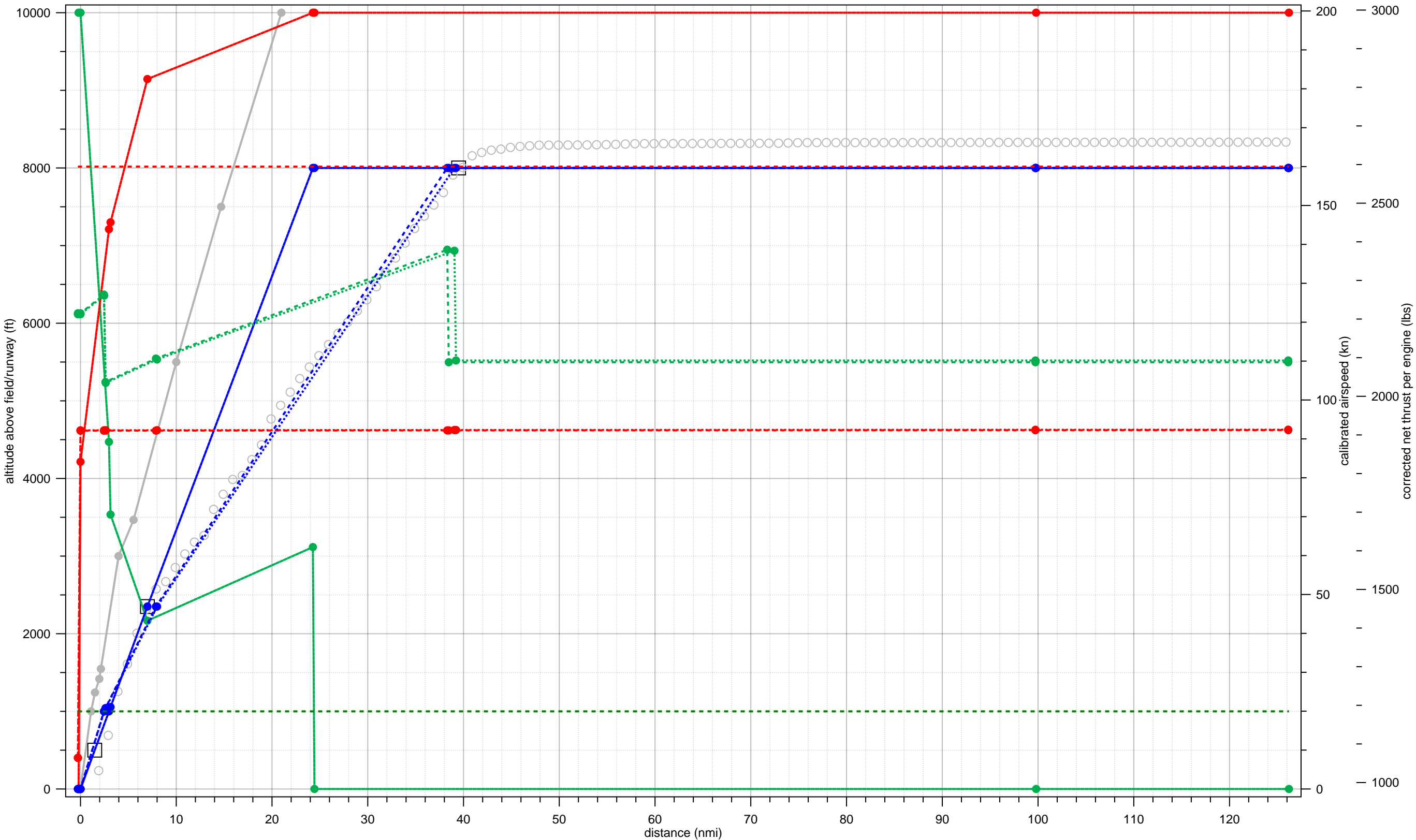
Legend							
—●— StdD1	□ SimpleTargets	○ RawTargets	—●— StdThr,StdWgt:FitThr	—●— StdThr,StdWgt:FitSpd	—●— StdThr,StdWgt:FitAlt	—●— T-24,C-24,StdWgt:FitThr	
—●— T-24,C-24,StdWgt:FitSpd	—●— T-24,C-24,StdWgt:FitAlt	—●— T-08,C-08,W+24%;FitThr	—●— T-08,C-08,W+24%;FitSpd	—●— T-08,C-08,W+24%;FitAlt	—●— maxCAS		
—●— MaxMtoThrustAlt							

CVR580 fit to 48-D-DH8C-LT-1-8000-40andup-37andup (Standard Weight = 20%)

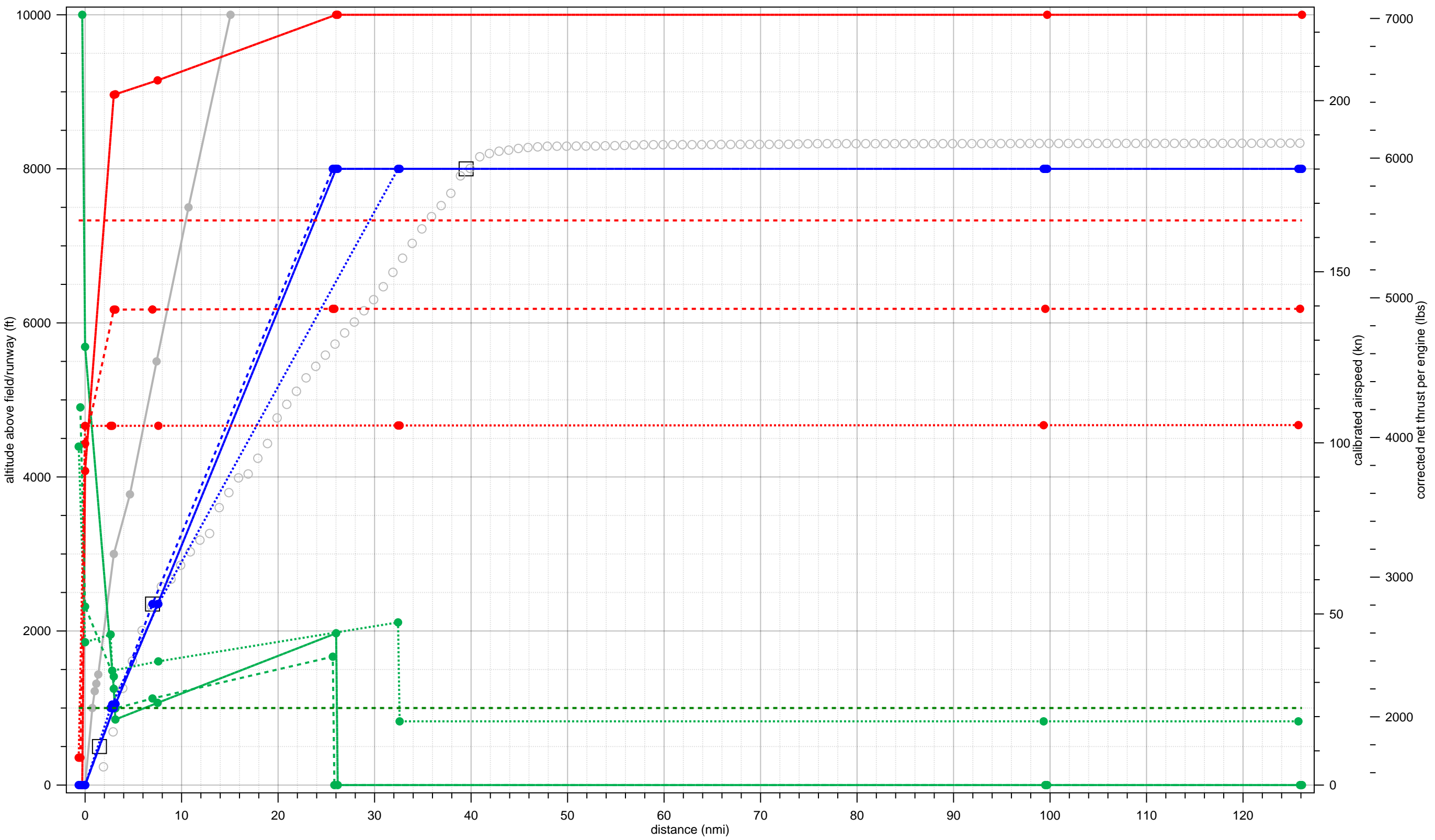


Legend							
—●— StdD1	□ SimpleTargets	○ RawTargets	—●— StdThr,StdWgt:FitThr	—●— StdThr,StdWgt:FitSpd	—●— StdThr,StdWgt:FitAlt	—●— T-44,C-44,StdWgt:FitThr	
—●— T-44,C-44,StdWgt:FitSpd	—●— T-44,C-44,StdWgt:FitAlt	—●— T-42,C-42,W+17%;FitThr	—●— T-42,C-42,W+17%;FitSpd	—●— T-42,C-42,W+17%;FitAlt			
—●— MaxMtoThrustAlt							

DHC7 fit to 48-D-DH8C-LT-1-8000-40andup-37andup (Standard Weight = 94%)

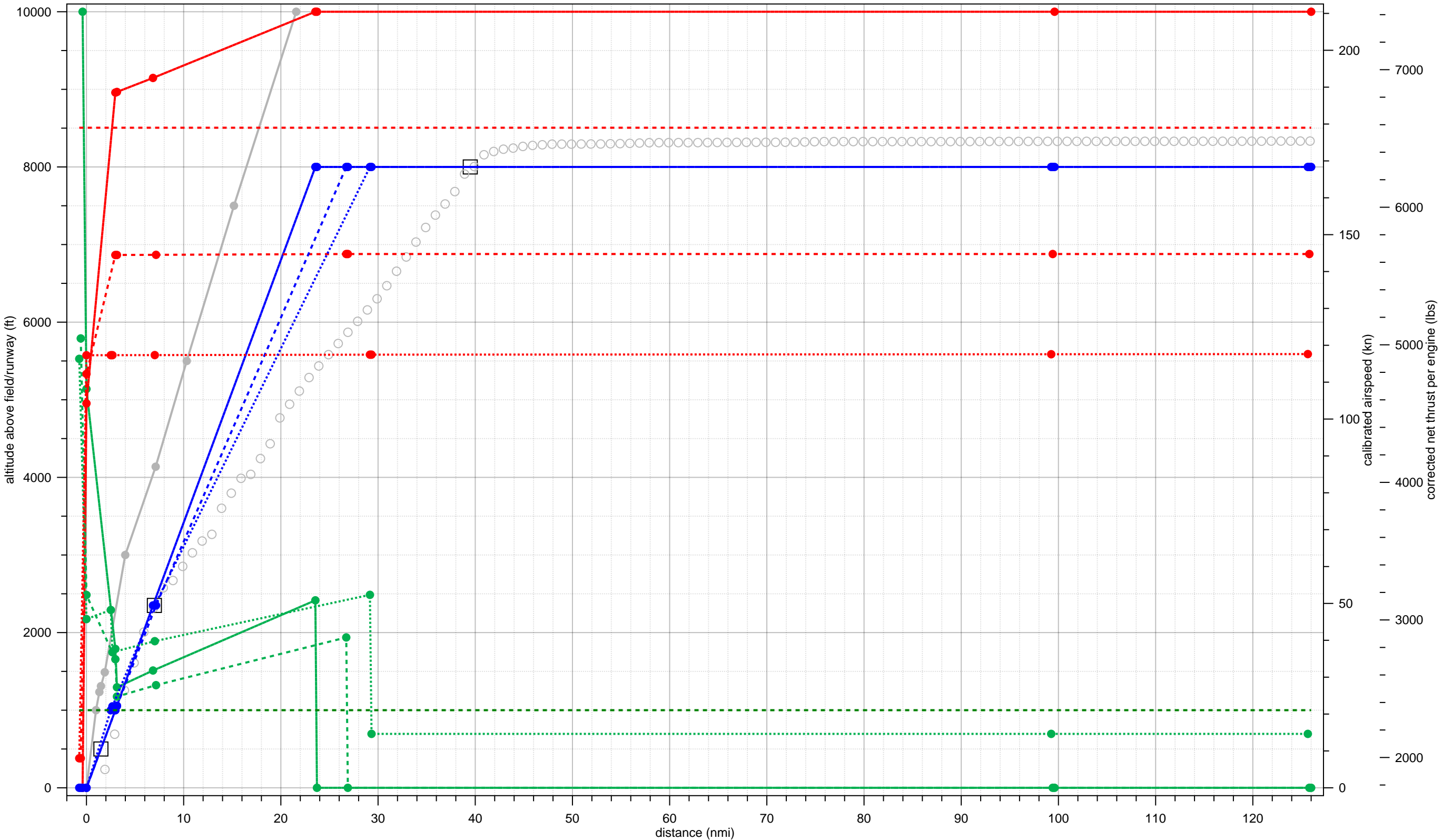


DHC8 fit to 48-D-DH8C-LT-1-8000-40andup-37andup (Standard Weight = 64%)



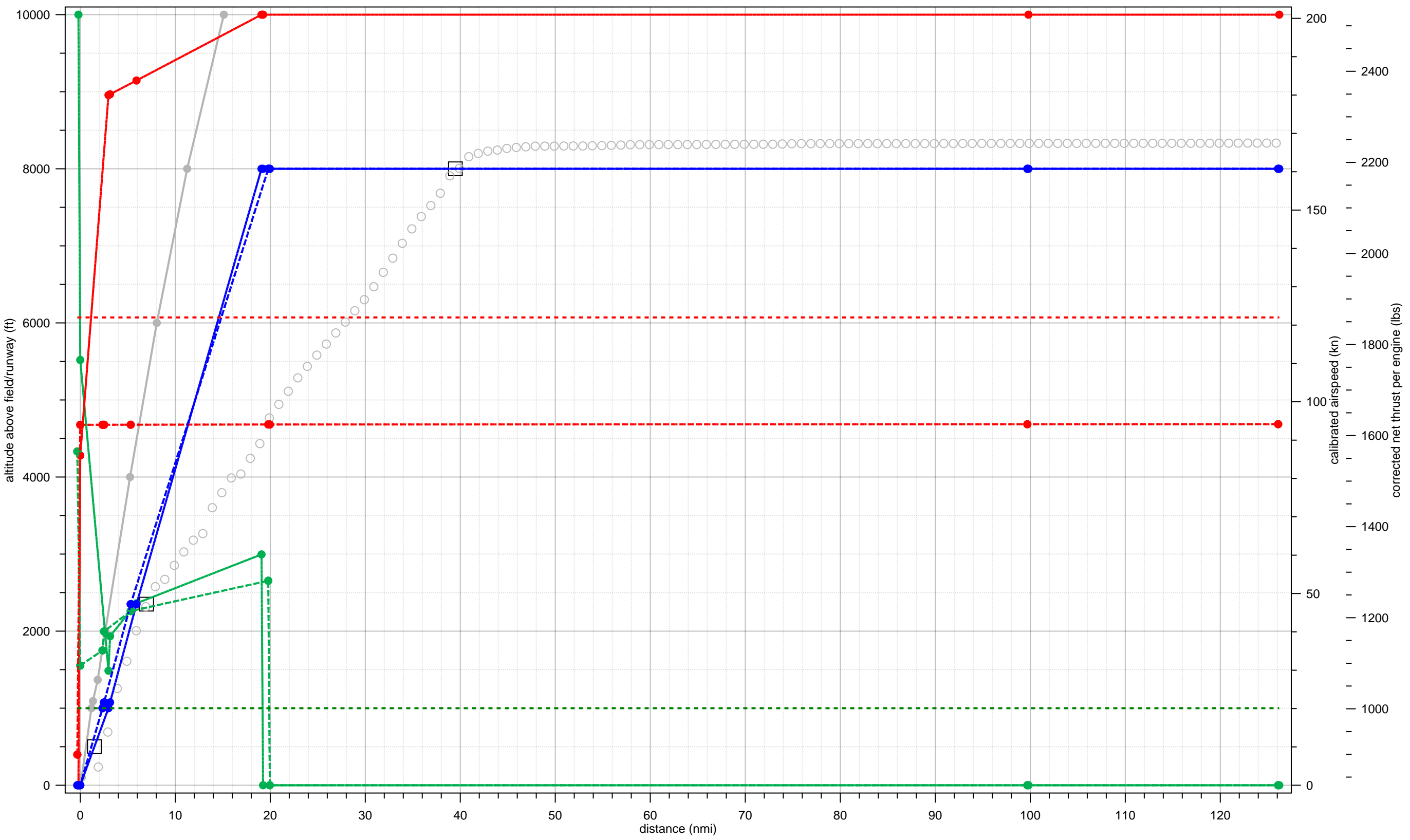
Legend							
—●— StdD1	□ SimpleTargets	○ RawTargets	—●— StdThr,StdWgt:FitThr	—●— StdThr,StdWgt:FitSpd	—●— StdThr,StdWgt:FitAlt	—●— T-40,C-40,StdWgt:FitThr	
—●— T-40,C-40,StdWgt:FitSpd	—●— T-40,C-40,StdWgt:FitAlt	—●— T-44,C-44,W+35%;FitThr	—●— T-44,C-44,W+35%;FitSpd	—●— T-44,C-44,W+35%;FitAlt	—●— maxCAS		
—●— MaxMtoThrustAlt							

DHC830 fit to 48-D-DH8C-LT-1-8000-40andup-37andup (Standard Weight = 76%)



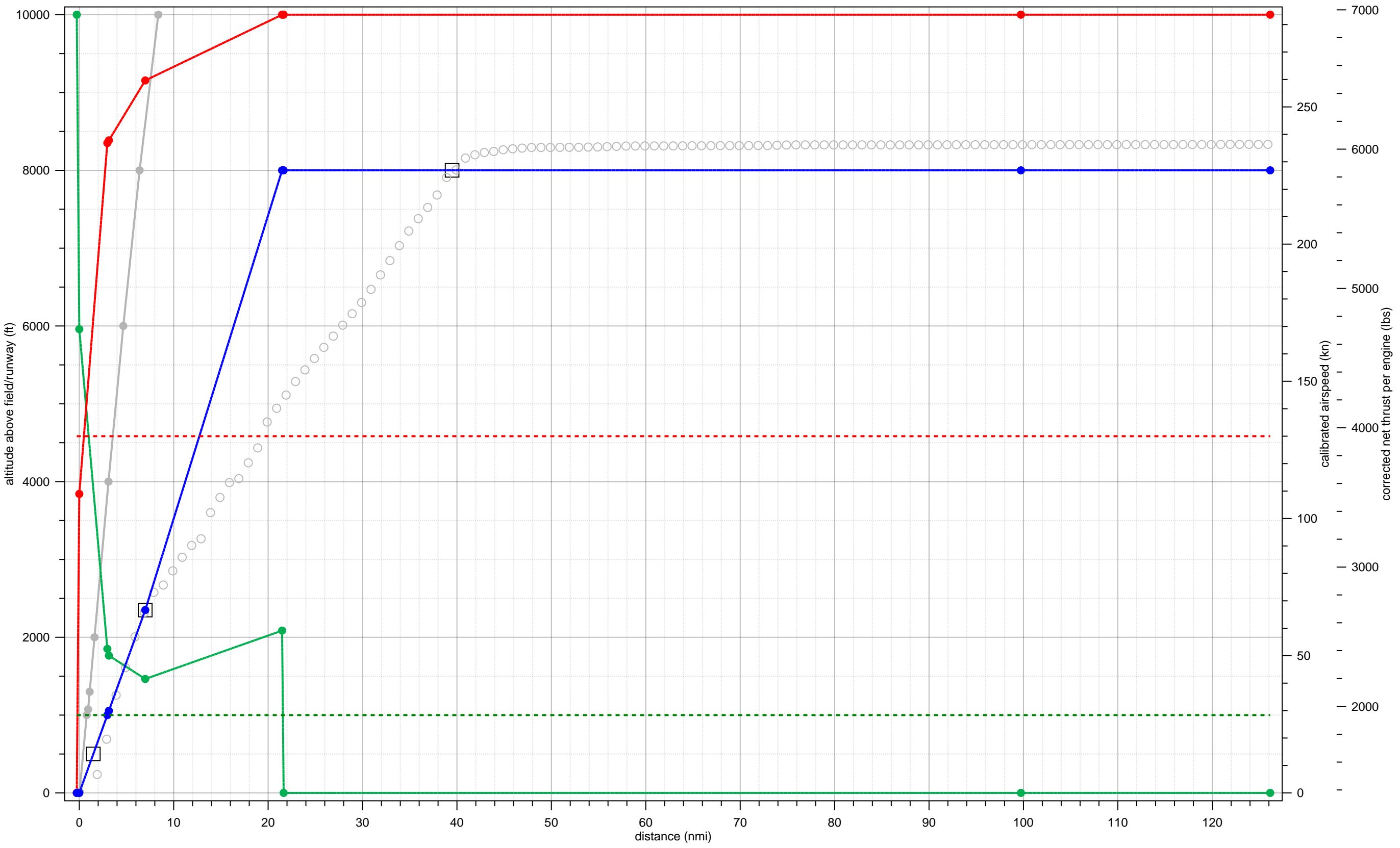
Legend							
—●— StdD1	□ SimpleTargets	○ RawTargets	—●— StdThr, StdWgt: FitThr	—●— StdThr, StdWgt: FitSpd	—●— StdThr, StdWgt: FitAlt	—●— T-32, C-32, StdWgt: FitThr	
—●— T-32, C-32, StdWgt: FitSpd	—●— T-32, C-32, StdWgt: FitAlt	—●— T-34, C-34, W+20%: FitThr	—●— T-34, C-34, W+20%: FitSpd	—●— T-34, C-34, W+20%: FitAlt	—●— maxCAS		
—●— MaxMtoThrustAlt							

DO228 fit to 48-D-DH8C-LT-1-8000-40andup-37andup (Standard Weight = 100%)



Legend									
—●— StdD1	□ SimpleTargets	○ RawTargets	—●— StdThr, StdWgt: FitThr	—●— StdThr, StdWgt: FitSpd	—●— StdThr, StdWgt: FitAlt	—●— T-38, C-38, StdWgt: FitThr			
—●— T-38, C-38, StdWgt: FitSpd	—●— T-38, C-38, StdWgt: FitAlt	—●— T-38, C-38, W+0%; FitThr	—●— T-38, C-38, W+0%; FitSpd	—●— T-38, C-38, W+0%; FitAlt	—●— maxCAS	—●— MaxMtoThrustAlt			

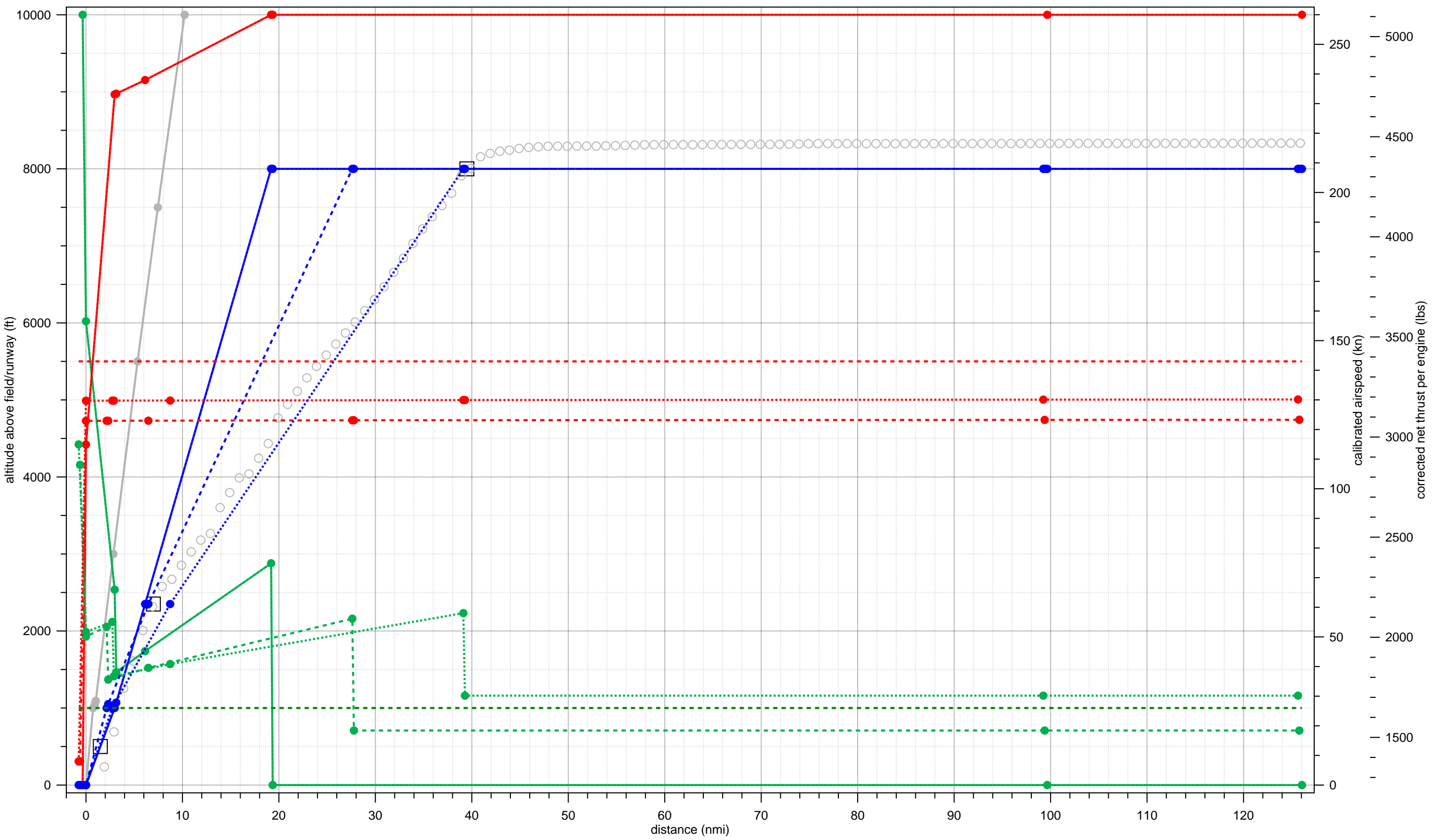
DO328 fit to 48-D-DH8C-LT-1-8000-40andup-37andup (Standard Weight = 100%)



Legend

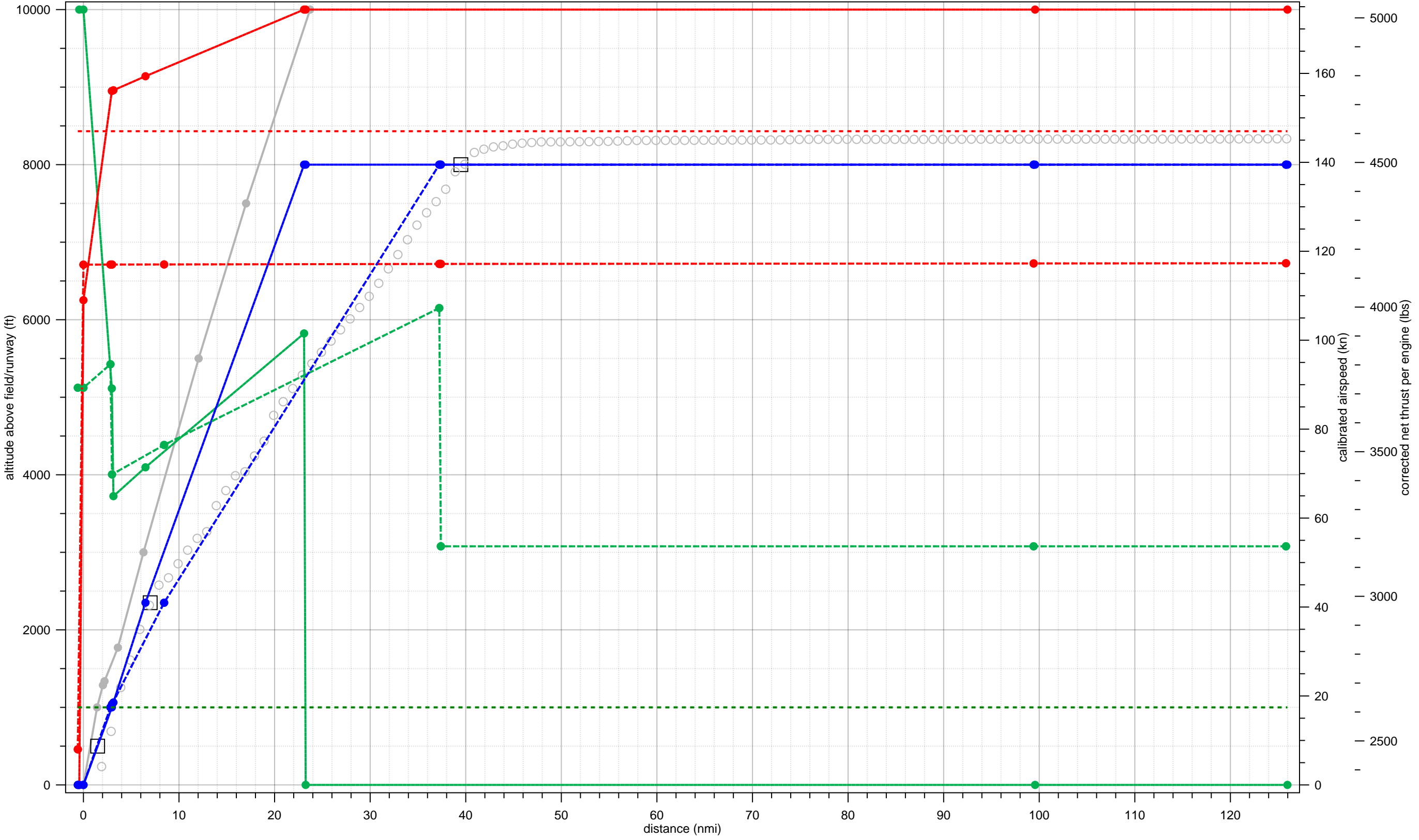
- StdD1 (Grey line with solid circles)
- SimpleTargets (White square)
- RawTargets (Grey line with open circles)
- StdThr,StdWgt:FitThr (Green line with solid circles)
- StdThr,StdWgt:FitSpd (Red line with solid circles)
- StdThr,StdWgt:FitAlt (Blue line with solid circles)
- maxCAS (Red dashed line)
- MaxMtoThrustAlt (Green dashed line)

EMB120 fit to 48-D-DH8C-LT-1-8000-40andup-37andup (Standard Weight = 55%)



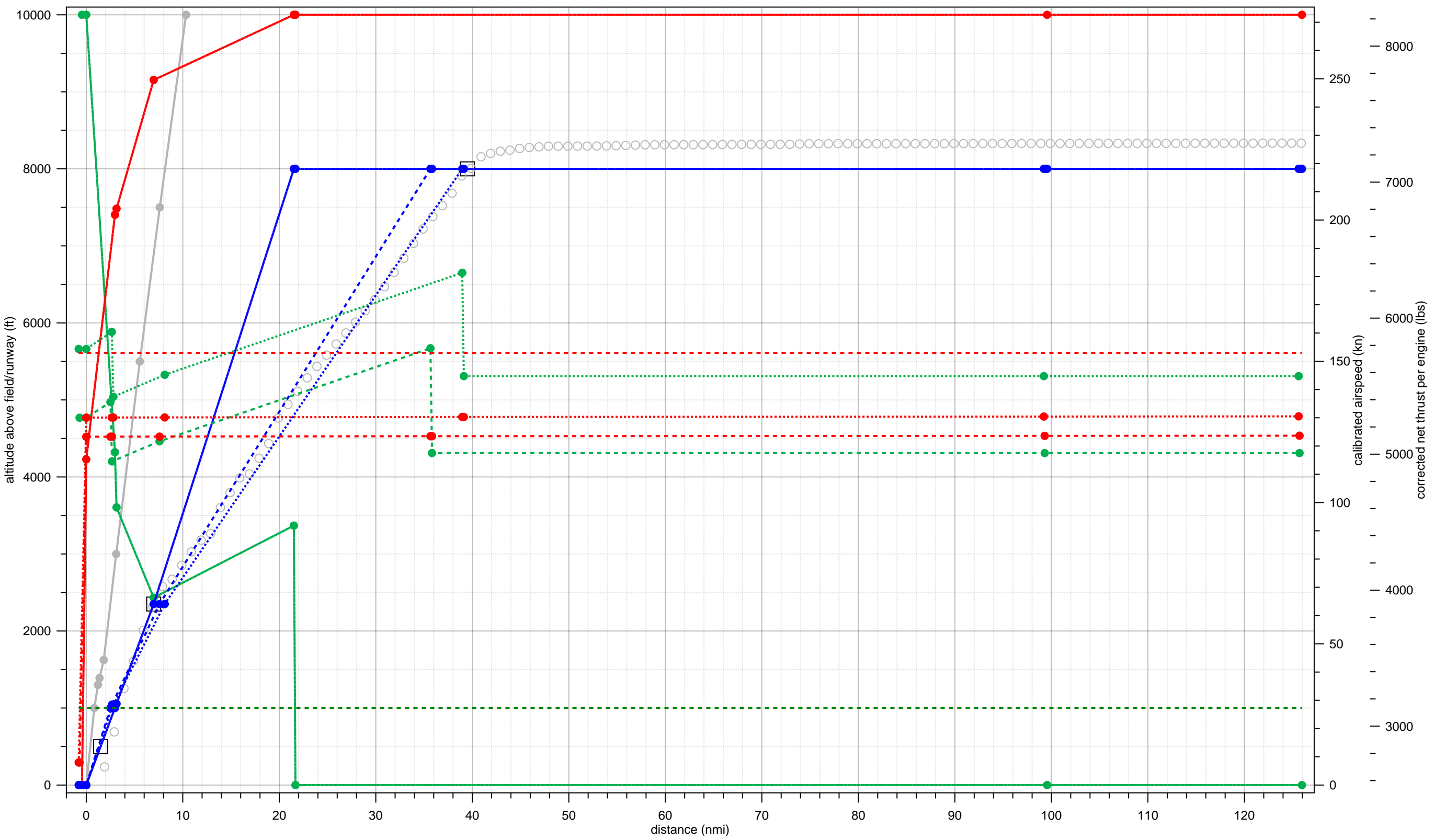
Legend							
—●— StdD1	□ SimpleTargets	○ RawTargets	—●— StdThr,StdWgt:FitThr	—●— StdThr,StdWgt:FitSpd	—●— StdThr,StdWgt:FitAlt	—●— T-44,C-44,StdWgt:FitThr	
—●— T-44,C-44,StdWgt:FitSpd	—●— T-44,C-44,StdWgt:FitAlt	—●— T-42,C-42,W+29%;FitThr	—●— T-42,C-42,W+29%;FitSpd	—●— T-42,C-42,W+29%;FitAlt	—●— maxCAS		
—●— MaxMtoThrustAlt							

HS748A fit to 48-D-DH8C-LT-1-8000-40andup-37andup (Standard Weight = 100%)



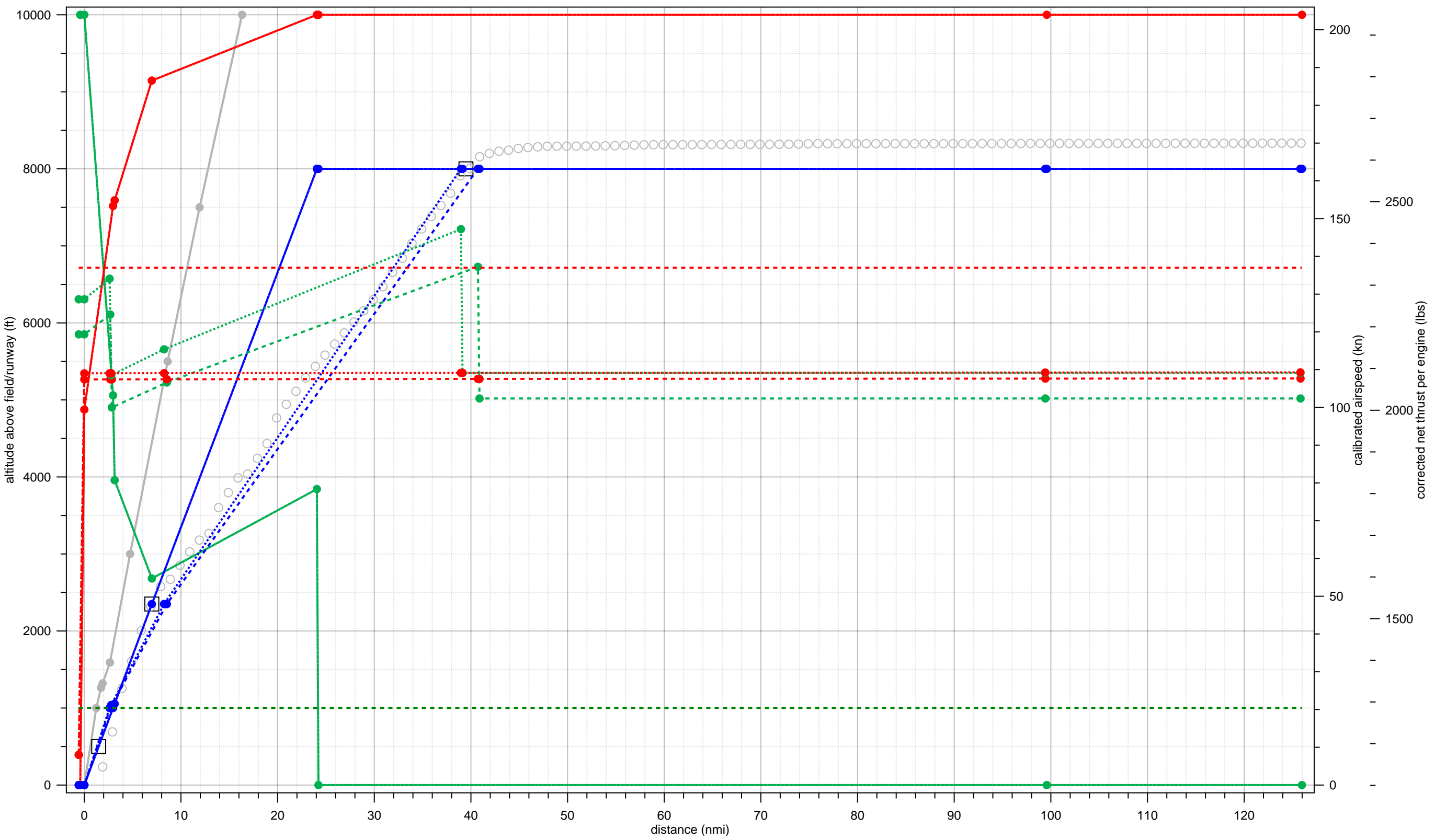
Legend												
StdD1	SimpleTargets	RawTargets	StdThr,StdWgt:FitThr	StdThr,StdWgt:FitSpd	StdThr,StdWgt:FitAlt	T-26,C-26,StdWgt:FitThr	T-26,C-26,StdWgt:FitSpd	T-26,C-26,W+0%;FitThr	T-26,C-26,W+0%;FitSpd	T-26,C-26,W+0%;FitAlt	maxCAS	MaxMtoThrustAlt

L188 fit to 48-D-DH8C-LT-1-8000-40andup-37andup (Standard Weight = 56%)



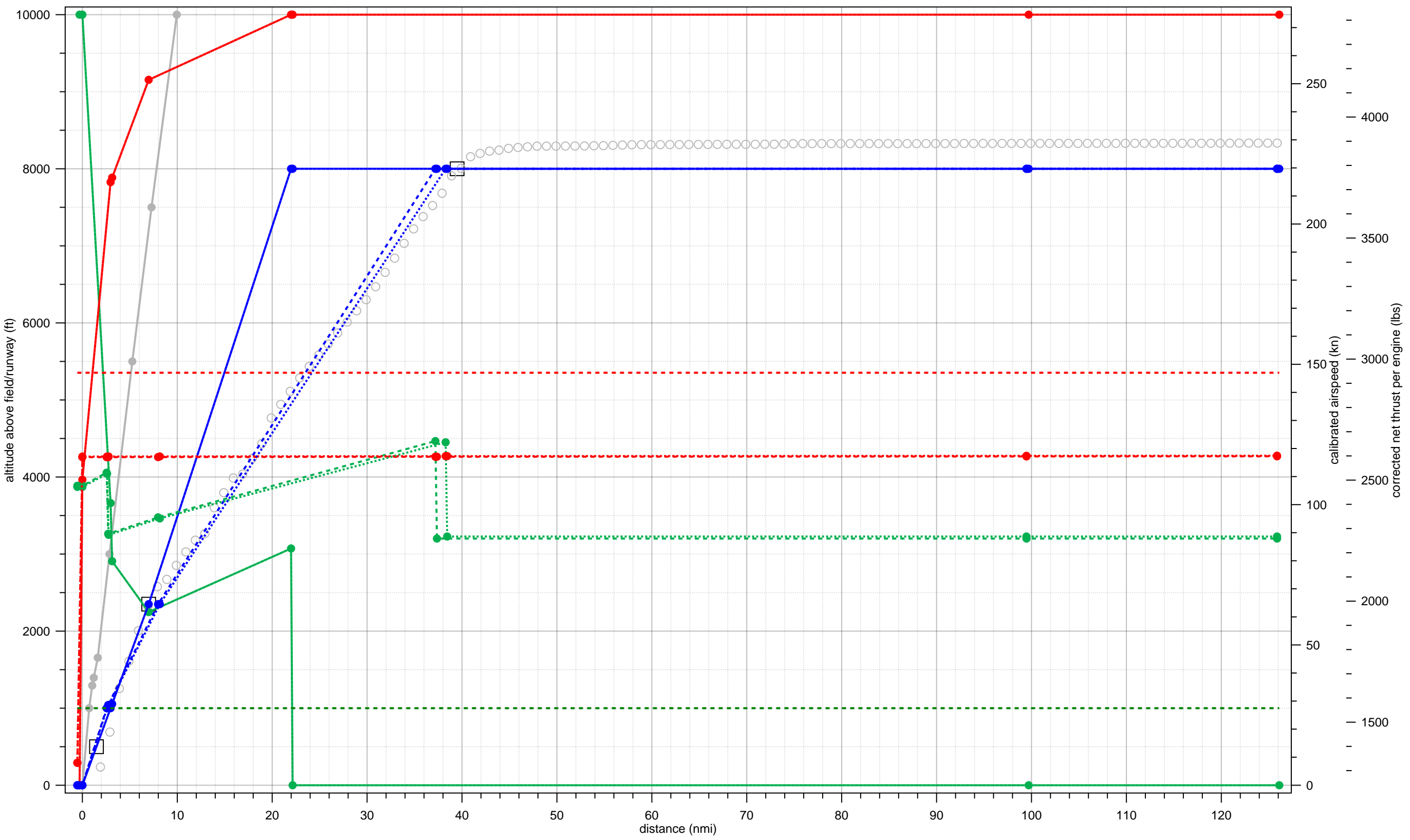
Legend							
—●— StdD1	□ SimpleTargets	○ RawTargets	—●— StdThr, StdWgt: FitThr	—●— StdThr, StdWgt: FitSpd	—●— StdThr, StdWgt: FitAlt	—●— T-36, C-36, StdWgt: FitThr	
—●— T-36, C-36, StdWgt: FitSpd	—●— T-36, C-36, StdWgt: FitAlt	—●— T-26, C-26, W+21%: FitThr	—●— T-26, C-26, W+21%: FitSpd	—●— T-26, C-26, W+21%: FitAlt	—●— maxCAS		
—●— MaxMtoThrustAlt							

SD330 fit to 48-D-DH8C-LT-1-8000-40andup-37andup (Standard Weight = 80%)



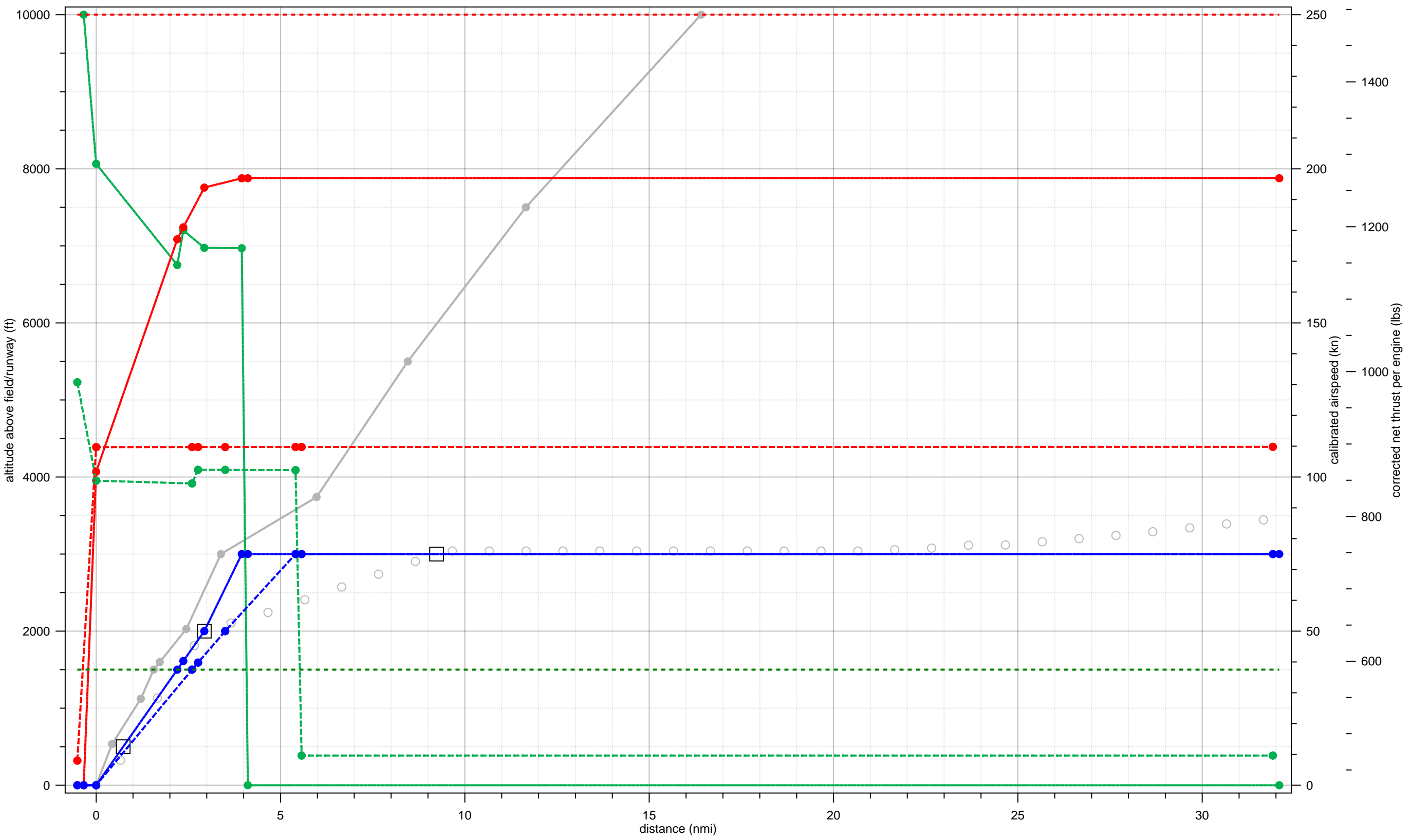
Legend							
—●— StdD1	□ SimpleTargets	○ RawTargets	—●— StdThr, StdWgt: FitThr	—●— StdThr, StdWgt: FitSpd	—●— StdThr, StdWgt: FitAlt	—●— T-26, C-26, StdWgt: FitThr	
—●— T-26, C-26, StdWgt: FitSpd	—●— T-26, C-26, StdWgt: FitAlt	—●— T-22, C-22, W+12%: FitThr	—●— T-22, C-22, W+12%: FitSpd	—●— T-22, C-22, W+12%: FitAlt	—●— maxCAS		
—●— MaxMtoThrustAlt							

SF340 fit to 48-D-DH8C-LT-1-8000-40andup-37andup (Standard Weight = 79%)



Legend													
StdD1	SimpleTargets	RawTargets	StdThr, StdWgt: FitThr	StdThr, StdWgt: FitSpd	StdThr, StdWgt: FitAlt	T-44, C-44, StdWgt: FitThr	T-44, C-44, StdWgt: FitSpd	T-44, C-44, StdWgt: FitAlt	T-44, C-44, W+1%: FitThr	T-44, C-44, W+1%: FitSpd	T-44, C-44, W+1%: FitAlt	maxCAS	MaxMtoThrustAlt

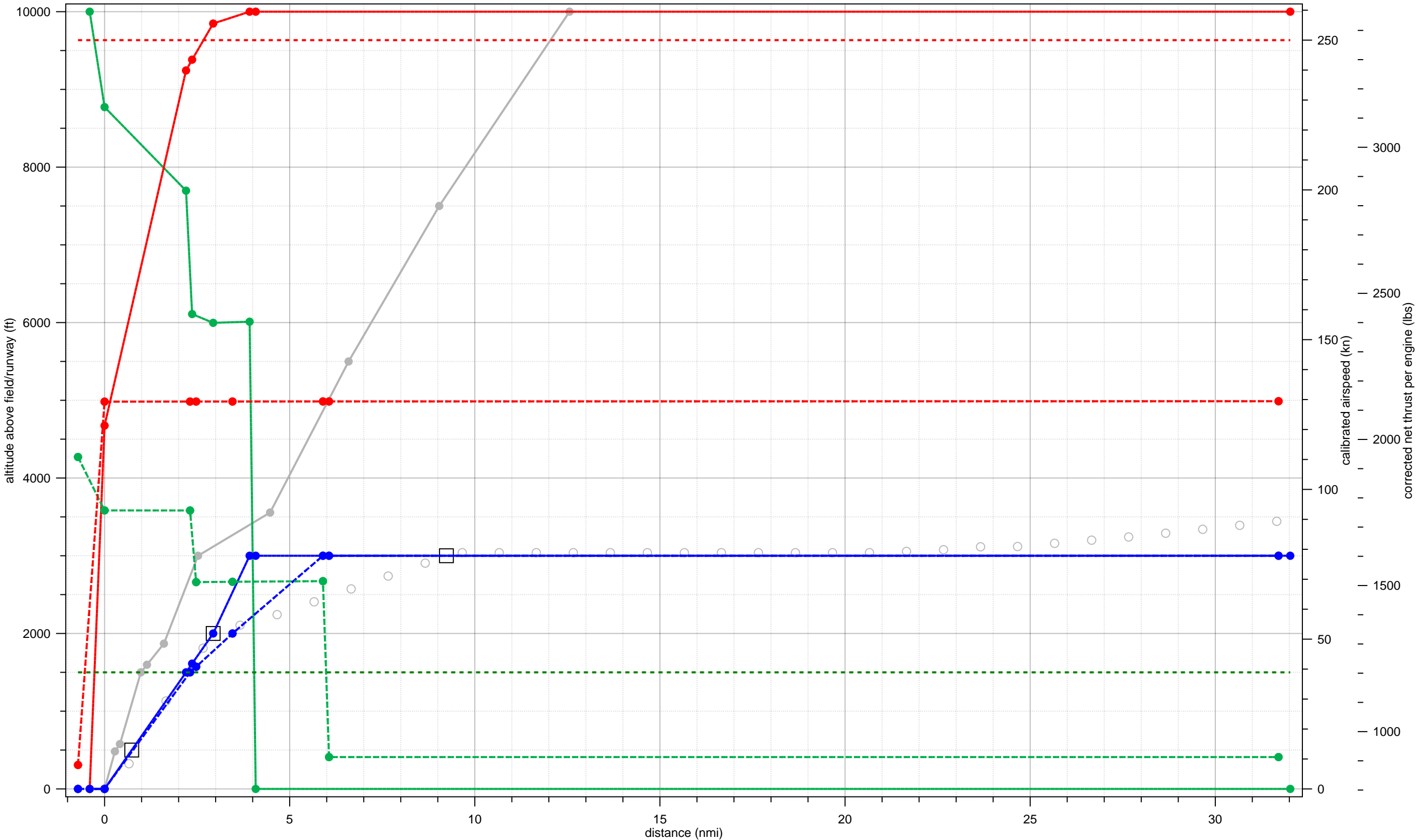
CNA510 fit to 49-D-C25B-SJ-1-3000-20andup-8to14 (Standard Weight = 100%)



Legend

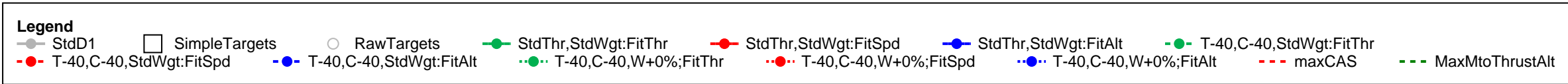
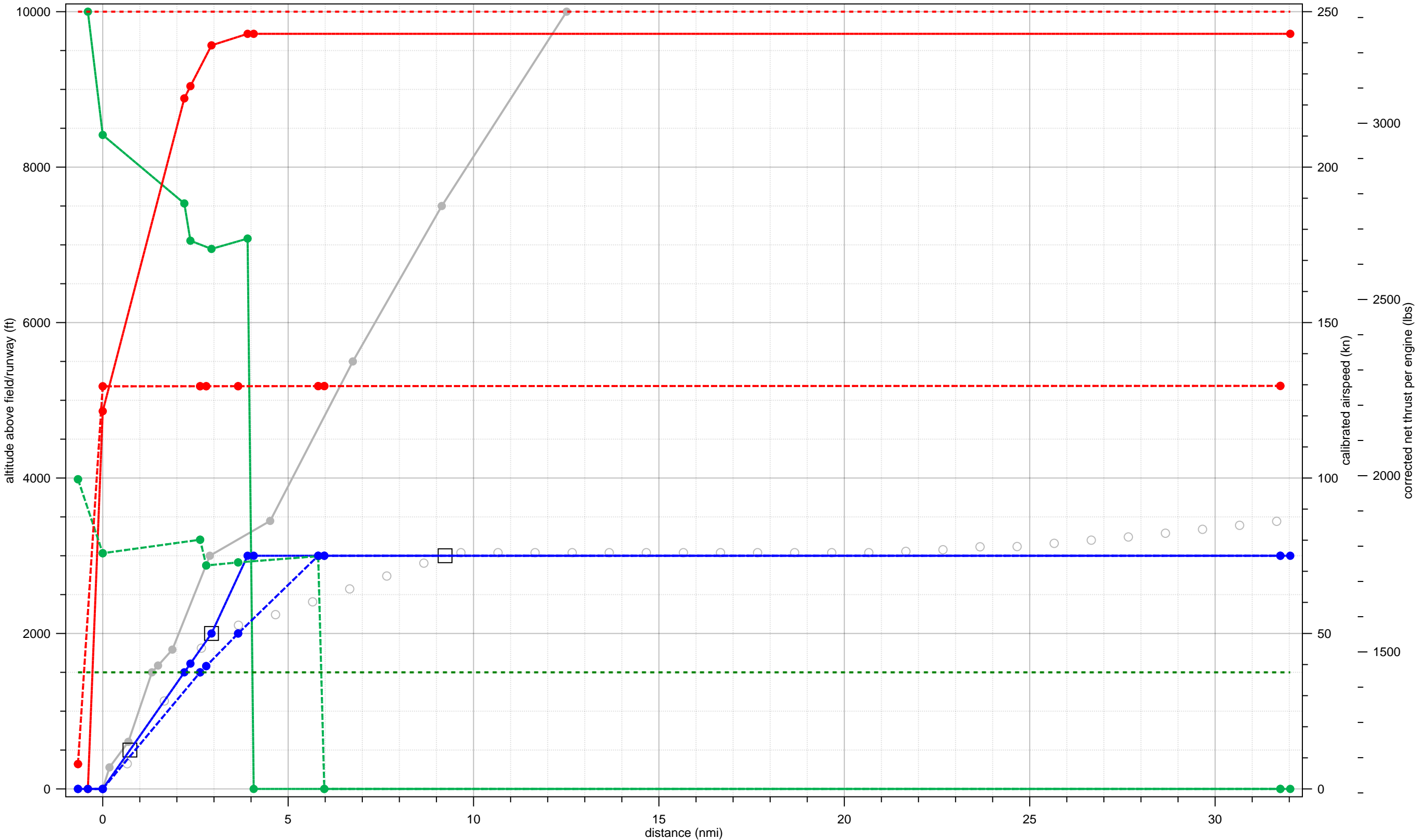
- StdD1 (Grey line with circles)
- SimpleTargets (Open square)
- RawTargets (Open circle)
- StdThr, StdWgt:FitThr (Green line with circles)
- StdThr, StdWgt:FitSpd (Red line with circles)
- StdThr, StdWgt:FitAlt (Blue line with circles)
- T-34, C-34, StdWgt:FitThr (Dashed green line with circles)
- T-34, C-34, StdWgt:FitSpd (Dashed red line with circles)
- T-34, C-34, StdWgt:FitAlt (Dashed blue line with circles)
- T-34, C-34, W+0%;FitThr (Dotted green line with circles)
- T-34, C-34, W+0%;FitSpd (Dotted red line with circles)
- T-34, C-34, W+0%;FitAlt (Dotted blue line with circles)
- maxCAS (Dashed red horizontal line)
- MaxMtoThrustAlt (Dashed green horizontal line)

CNA525C fit to 49-D-C25B-SJ-1-3000-20andup-8to14 (Standard Weight = 100%)

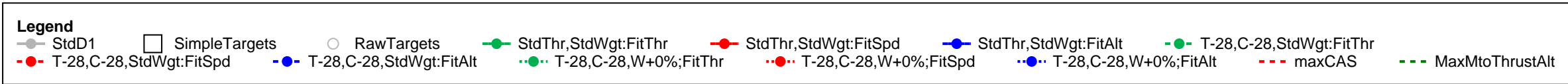
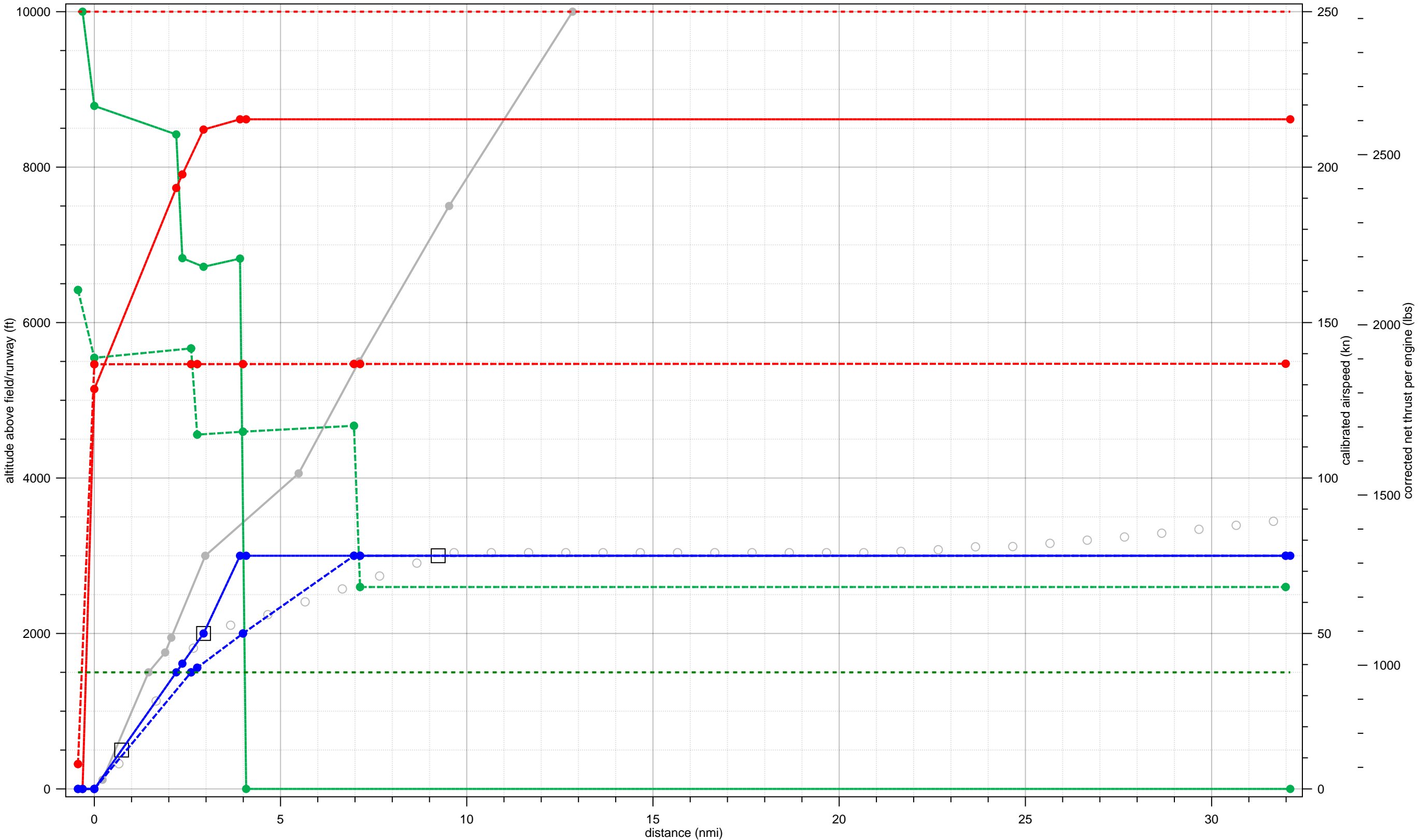


Legend									
StdD1	SimpleTargets	RawTargets	StdThr, StdWgt: FitThr	StdThr, StdWgt: FitSpd	StdThr, StdWgt: FitAlt	T-44, C-44, StdWgt: FitThr			
T-44, C-44, StdWgt: FitSpd	T-44, C-44, StdWgt: FitAlt	T-44, C-44, W+0%: FitThr	T-44, C-44, W+0%: FitSpd	T-44, C-44, W+0%: FitAlt	maxCAS	MaxMtoThrustAlt			

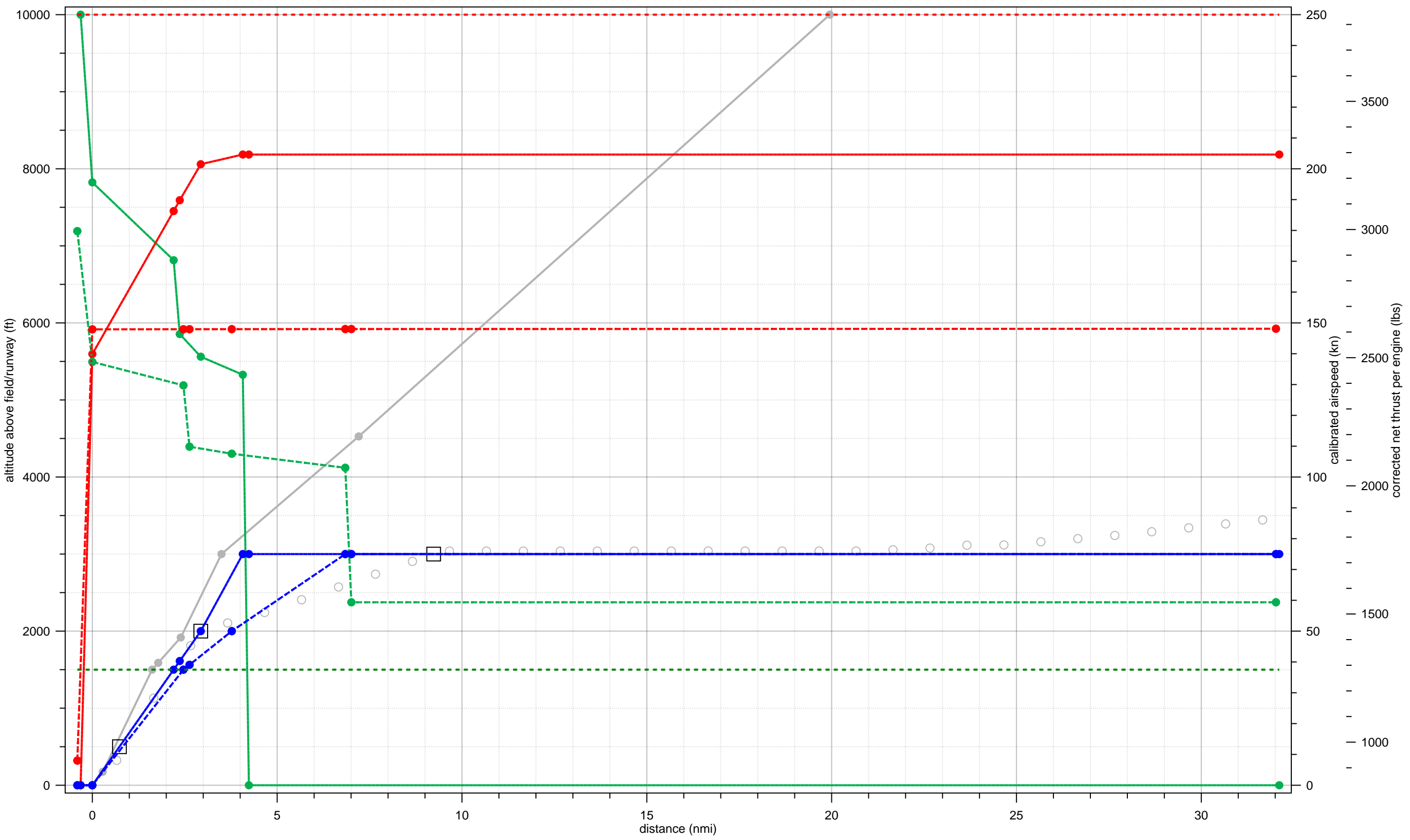
CNA560E fit to 49-D-C25B-SJ-1-3000-20andup-8to14 (Standard Weight = 100%)



CNA560U fit to 49-D-C25B-SJ-1-3000-20andup-8to14 (Standard Weight = 100%)

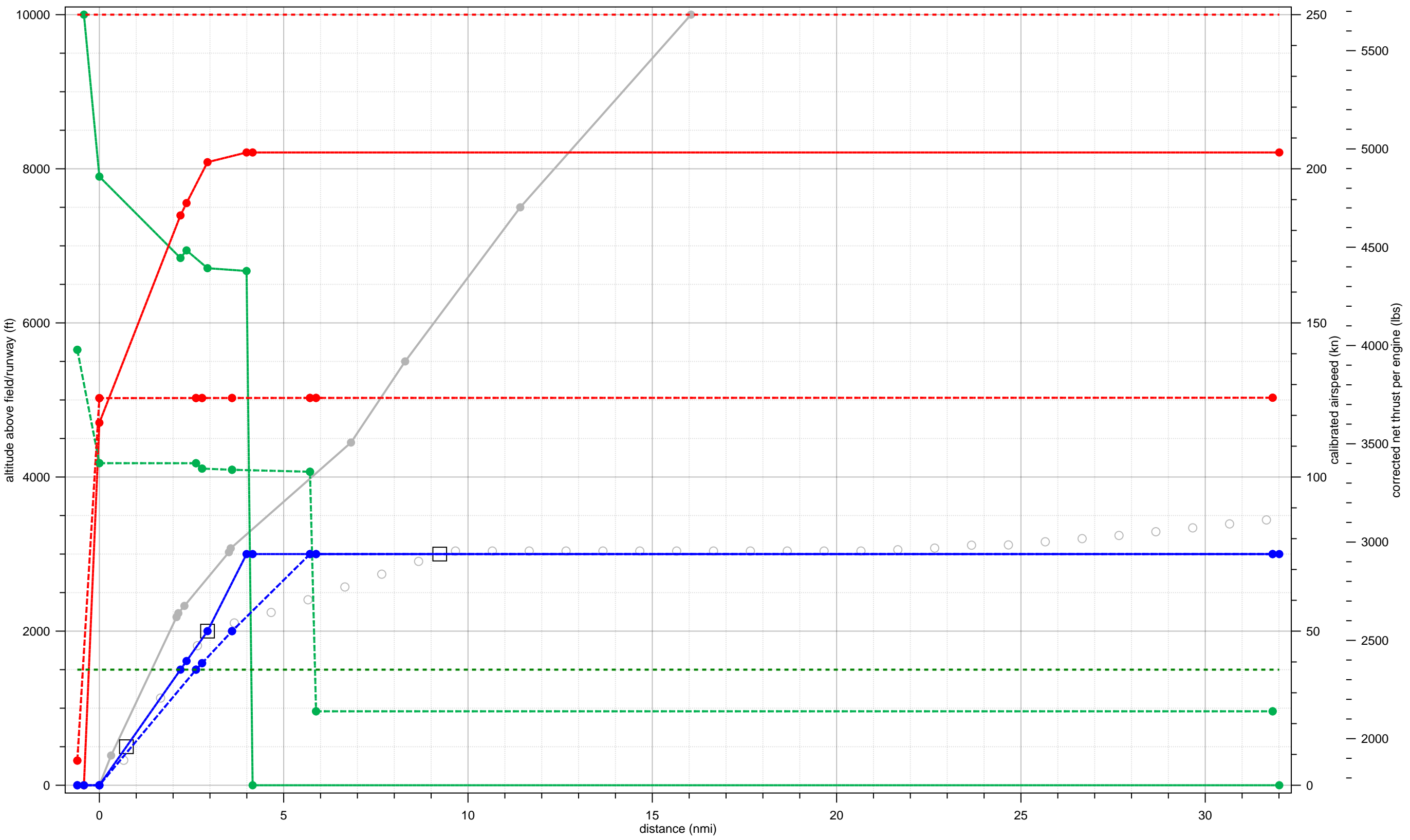


CNA560XL fit to 49-D-C25B-SJ-1-3000-20andup-8to14 (Standard Weight = 100%)



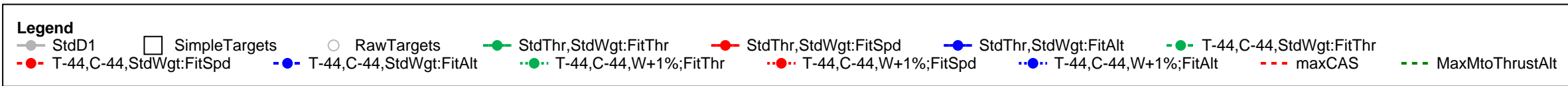
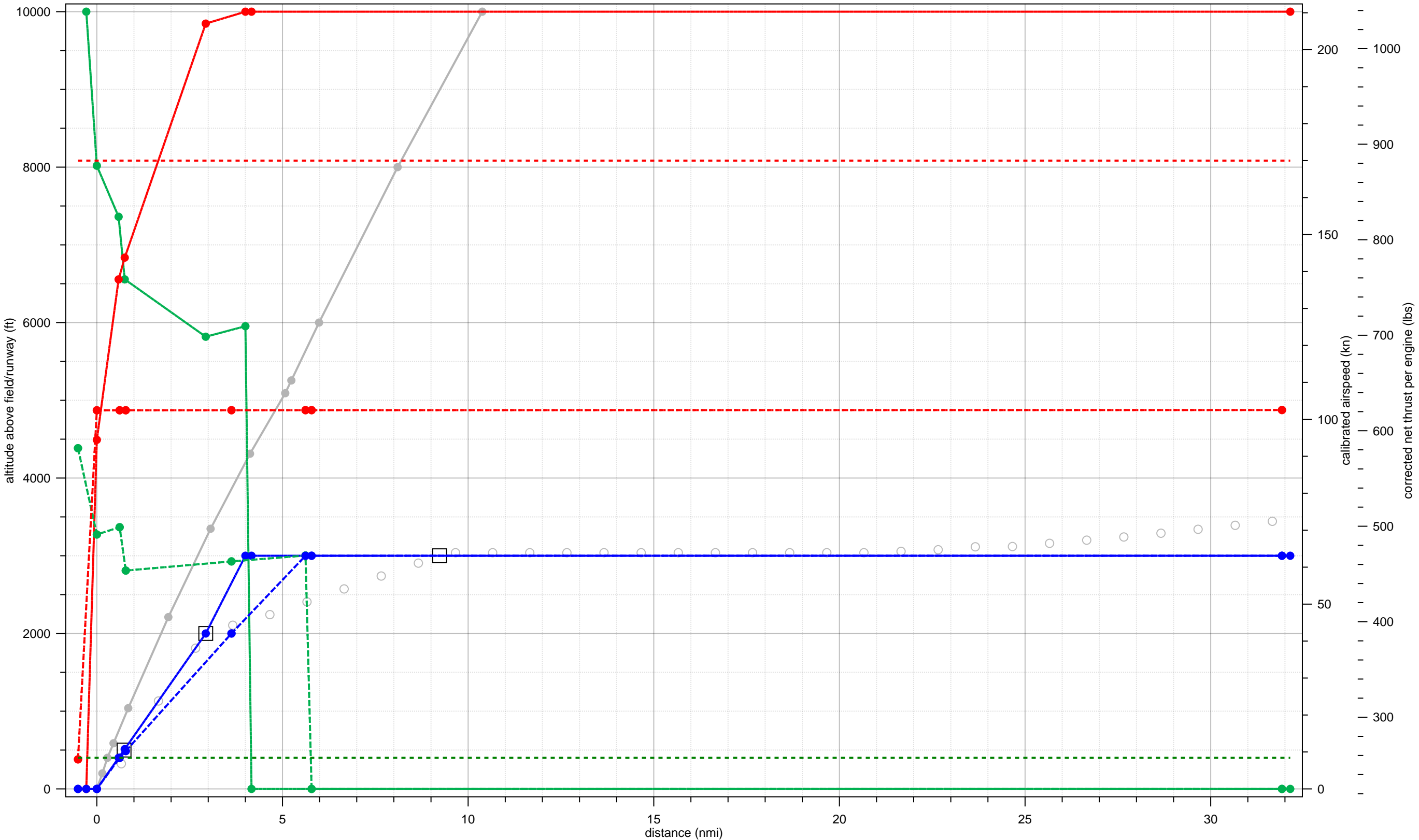
Legend								
StdD1	SimpleTargets	RawTargets	StdThr,StdWgt:FitThr	StdThr,StdWgt:FitSpd	StdThr,StdWgt:FitAlt	T-22,C-22,StdWgt:FitThr	T-22,C-22,W+0%;FitThr	T-22,C-22,W+0%;FitSpd
T-22,C-22,StdWgt:FitSpd	T-22,C-22,StdWgt:FitAlt	T-22,C-22,W+0%;FitAlt	maxCAS	MaxMtoThrustAlt				

CNA680 fit to 49-D-C25B-SJ-1-3000-20andup-8to14 (Standard Weight = 100%)

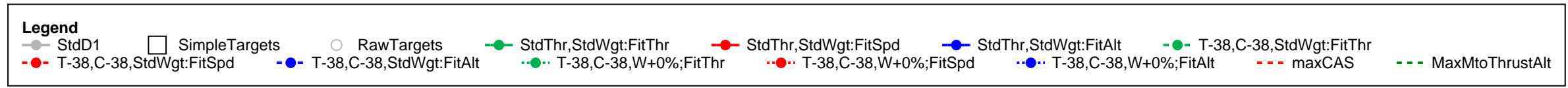
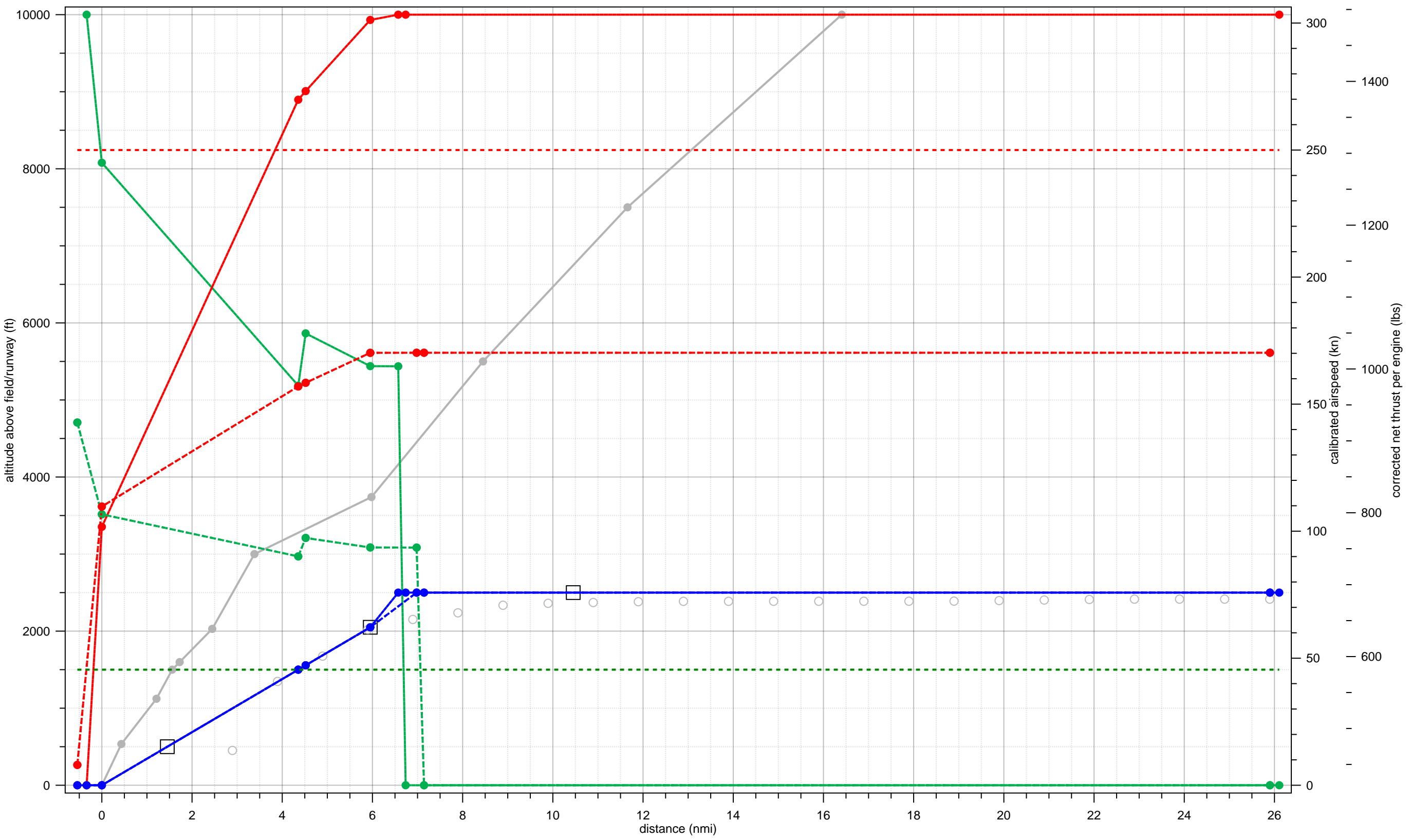


Legend													
● StdD1	□ SimpleTargets	○ RawTargets	● StdThr, StdWgt: FitThr	● StdThr, StdWgt: FitSpd	● StdThr, StdWgt: FitAlt	● T-30, C-30, StdWgt: FitThr	● T-30, C-30, StdWgt: FitSpd	● T-30, C-30, StdWgt: FitAlt	● T-30, C-30, W+0%: FitThr	● T-30, C-30, W+0%: FitSpd	● T-30, C-30, W+0%: FitAlt	● maxCAS	● MaxMtoThrustAlt

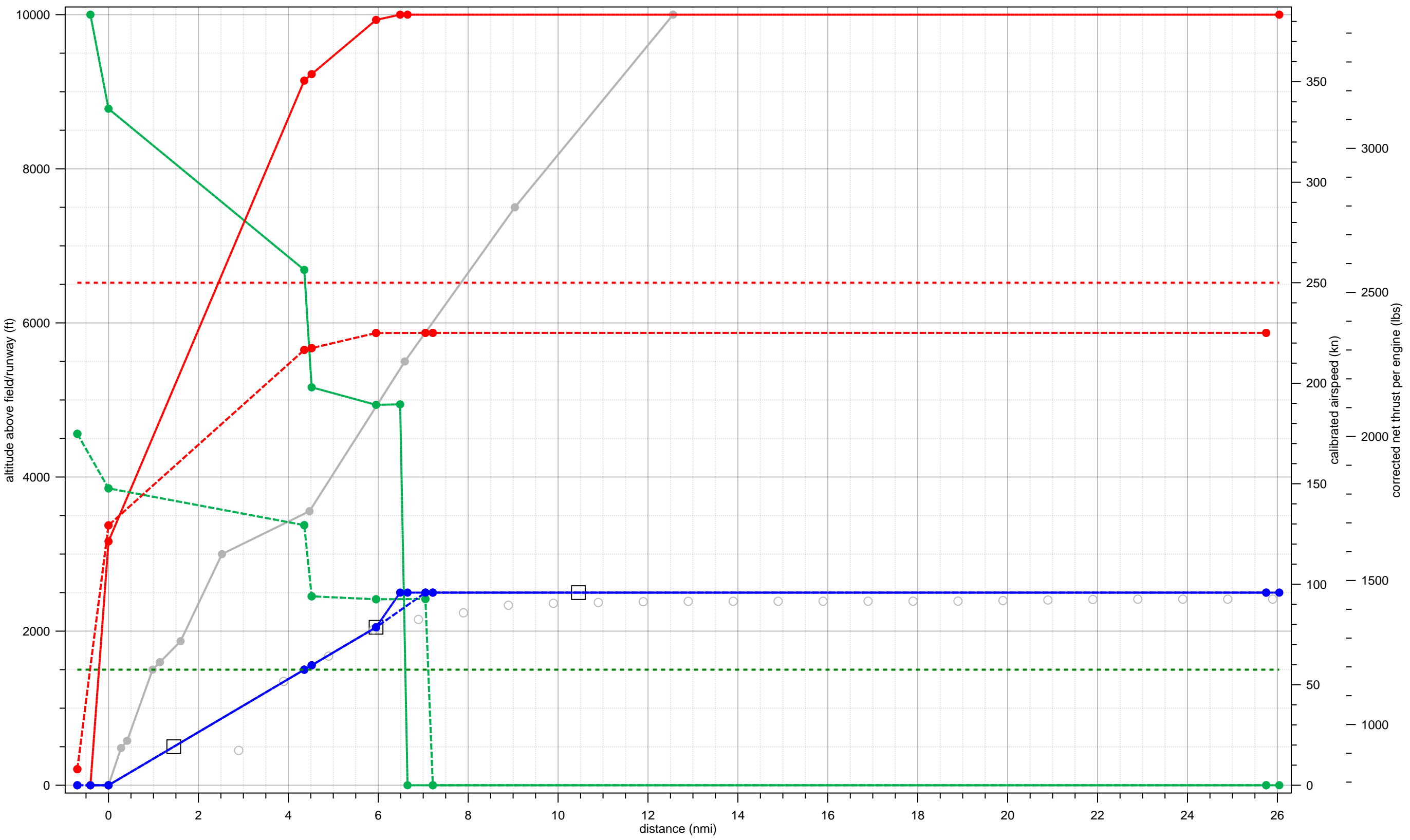
ECLIPSE500 fit to 49-D-C25B-SJ-1-3000-20andup-8to14 (Standard Weight = 79%)



CNA510 fit to 50-D-C680-SJ-1-2000-20andup-0to7 (Standard Weight = 100%)

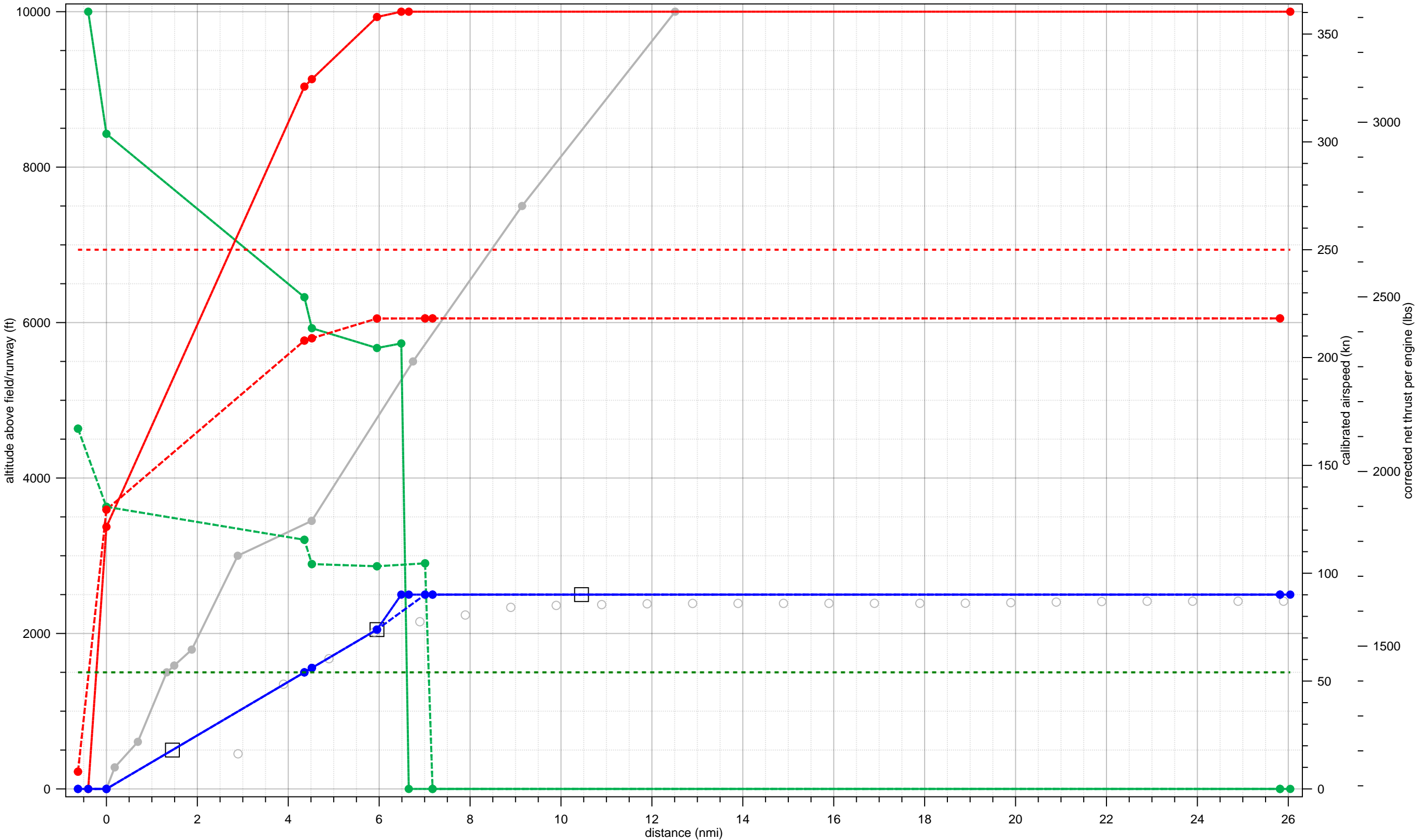


CNA525C fit to 50-D-C680-SJ-1-2000-20andup-0to7 (Standard Weight = 100%)



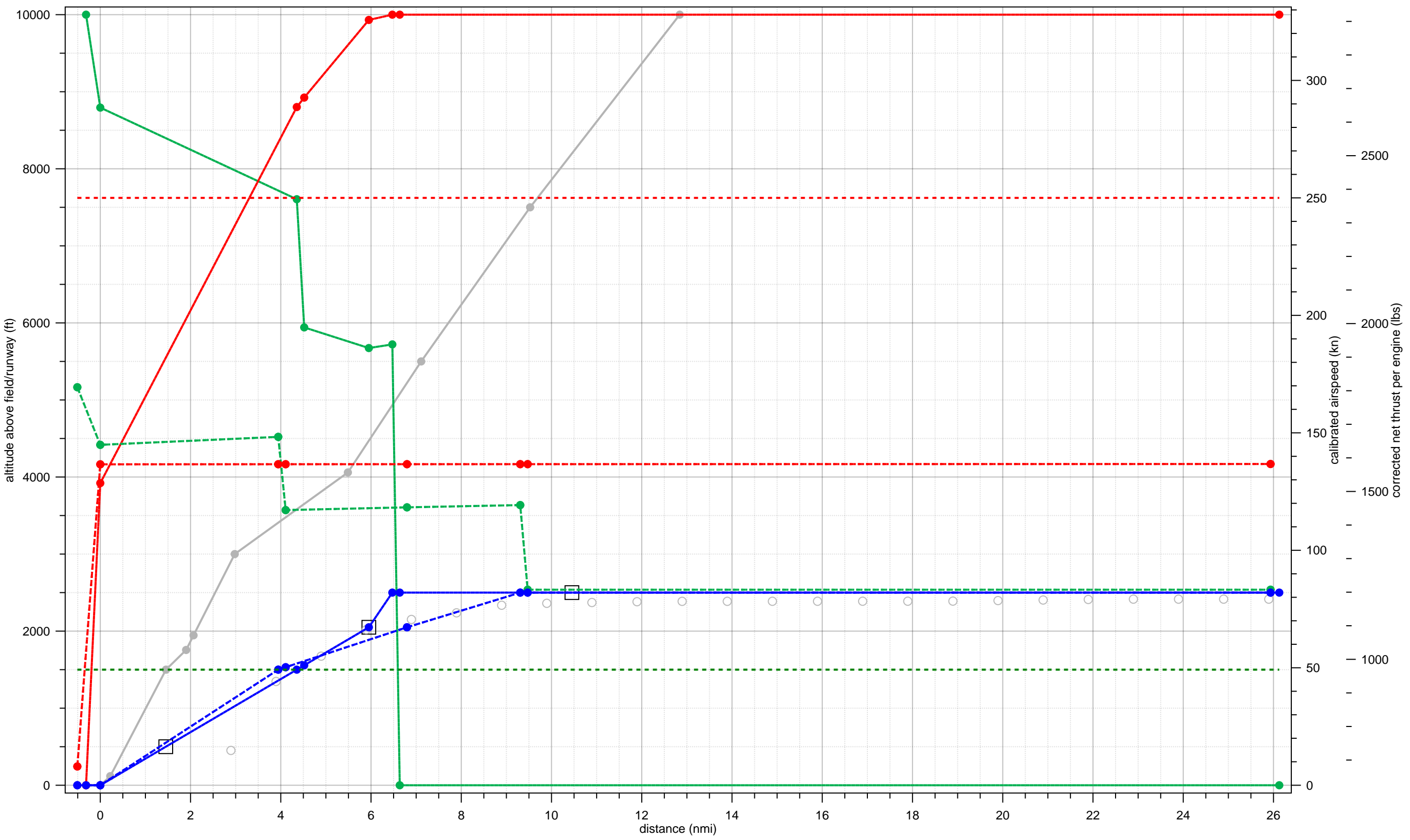
Legend											
StdD1	SimpleTargets	RawTargets	StdThr,StdWgt:FitThr	StdThr,StdWgt:FitSpd	StdThr,StdWgt:FitAlt	T-42,C-42,StdWgt:FitThr	T-42,C-42,W+0%;FitThr	T-42,C-42,W+0%;FitSpd	T-42,C-42,W+0%;FitAlt	maxCAS	MaxMtoThrustAlt
(gray circle, solid line)	(white square)	(white circle)	(green circle, solid line)	(red circle, solid line)	(blue circle, solid line)	(green circle, dashed line)	(green circle, dotted line)	(red circle, dotted line)	(blue circle, dotted line)	(red dashed line)	(green dashed line)

CNA560E fit to 50-D-C680-SJ-1-2000-20andup-0to7 (Standard Weight = 100%)



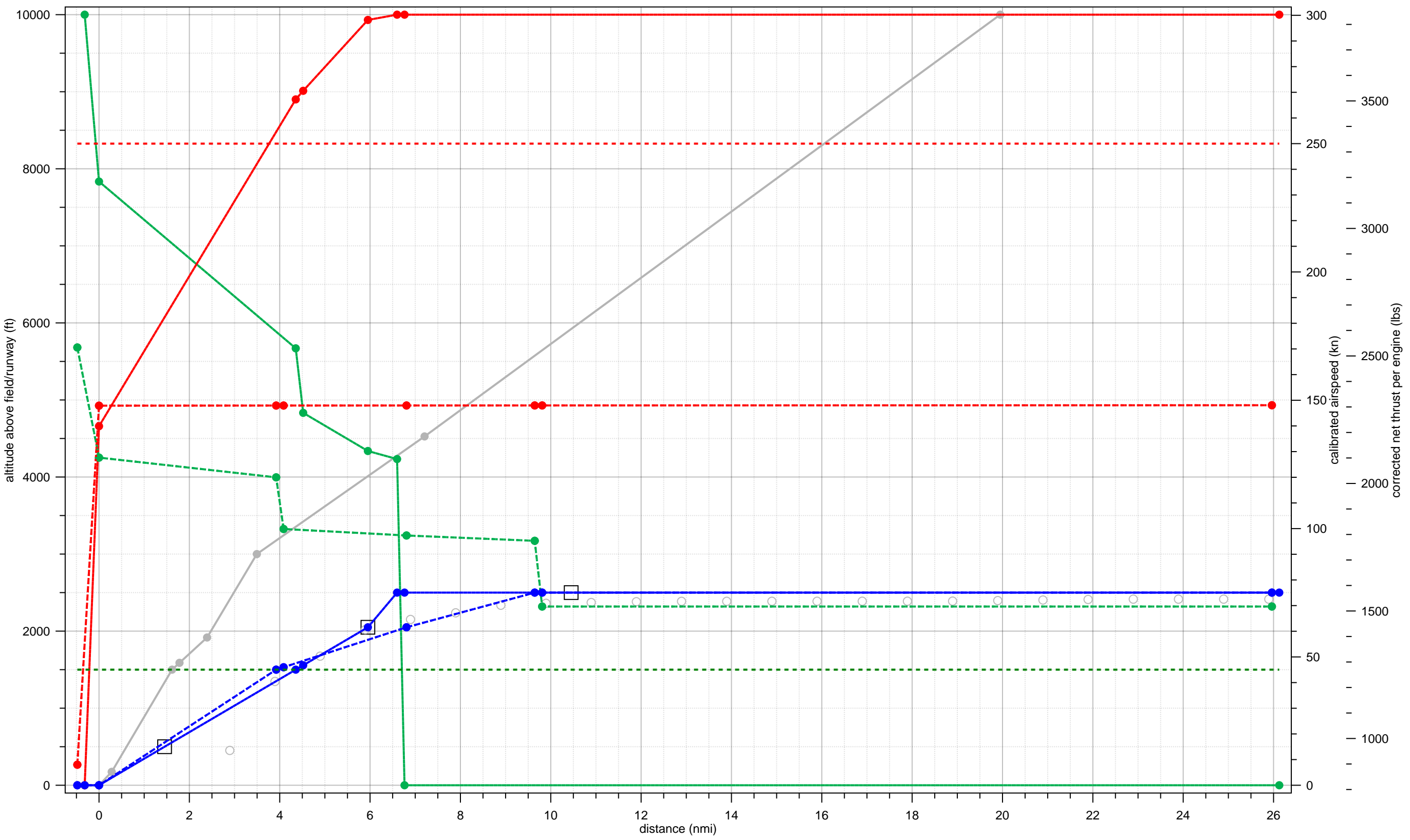
Legend										
● StdD1	□ SimpleTargets	○ RawTargets	● StdThr, StdWgt: FitThr	● StdThr, StdWgt: FitSpd	● StdThr, StdWgt: FitAlt	● T-36, C-36, StdWgt: FitThr				
● T-36, C-36, StdWgt: FitSpd	● T-36, C-36, StdWgt: FitAlt	● T-36, C-36, W+0%: FitThr	● T-36, C-36, W+0%: FitSpd	● T-36, C-36, W+0%: FitAlt	--- maxCAS	--- MaxMtoThrustAlt				

CNA560U fit to 50-D-C680-SJ-1-2000-20andup-0to7 (Standard Weight = 100%)



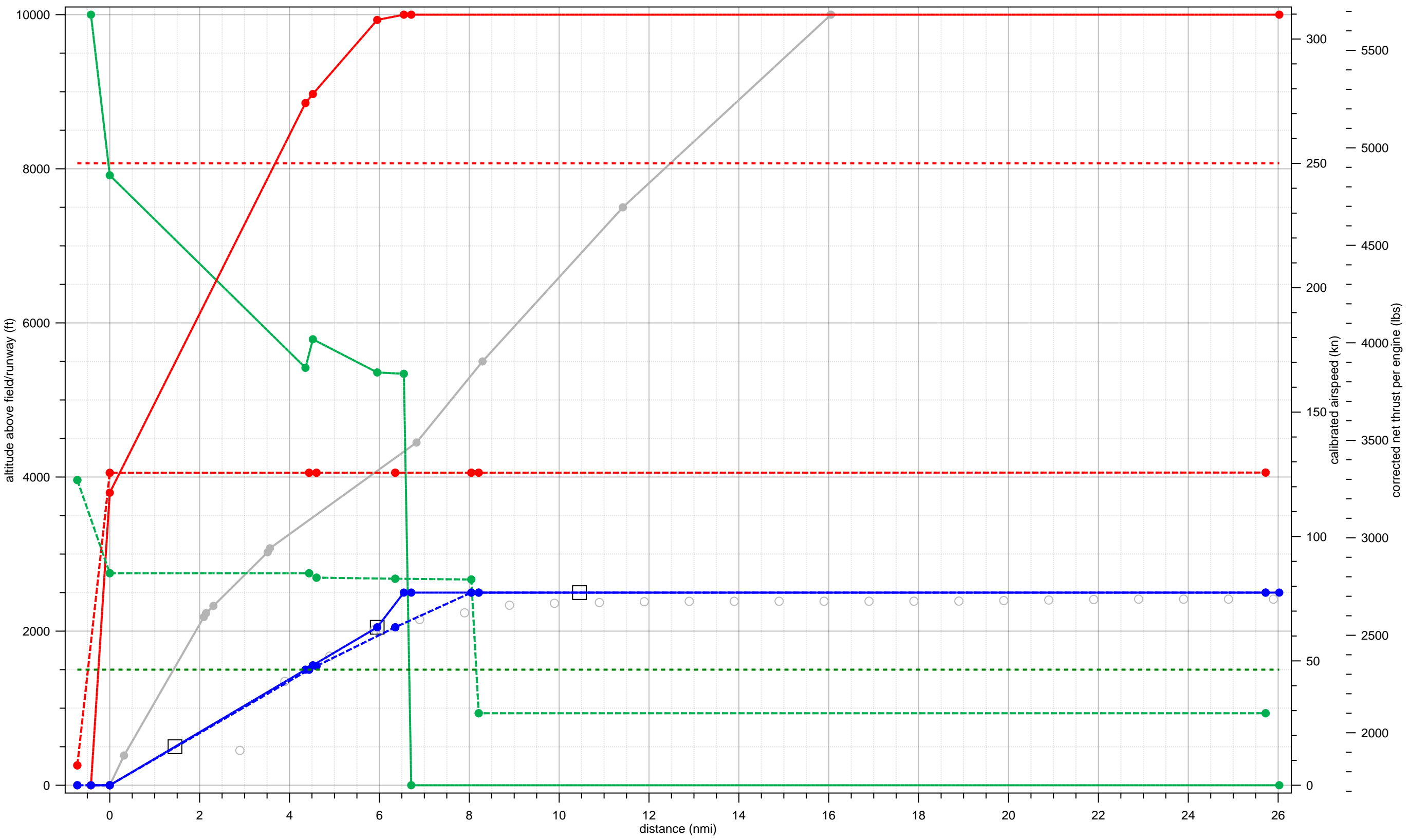
Legend										
—●— StdD1	□ SimpleTargets	○ RawTargets	—●— StdThr,StdWgt:FitThr	—●— StdThr,StdWgt:FitSpd	—●— StdThr,StdWgt:FitAlt	—●— T-38,C-38,StdWgt:FitThr				
- - -●- - - T-38,C-38,StdWgt:FitSpd	- - -●- - - T-38,C-38,StdWgt:FitAlt	- - -●- - - T-38,C-38,W+0%;FitThr	- - -●- - - T-38,C-38,W+0%;FitSpd	- - -●- - - T-38,C-38,W+0%;FitAlt	- - - - - maxCAS	- - - - - MaxMtoThrustAlt				

CNA560XL fit to 50-D-C680-SJ-1-2000-20andup-0to7 (Standard Weight = 100%)



Legend								
—●— StdD1	□ SimpleTargets	○ RawTargets	—●— StdThr, StdWgt: FitThr	—●— StdThr, StdWgt: FitSpd	—●— StdThr, StdWgt: FitAlt	—●— T-34, C-34, StdWgt: FitThr		
-.-●- T-34, C-34, StdWgt: FitSpd	-.-●- T-34, C-34, StdWgt: FitAlt	-.-●- T-34, C-34, W+0%: FitThr	-.-●- T-34, C-34, W+0%: FitSpd	-.-●- T-34, C-34, W+0%: FitAlt	-.-.- maxCAS	-.-.- MaxMtoThrustAlt		

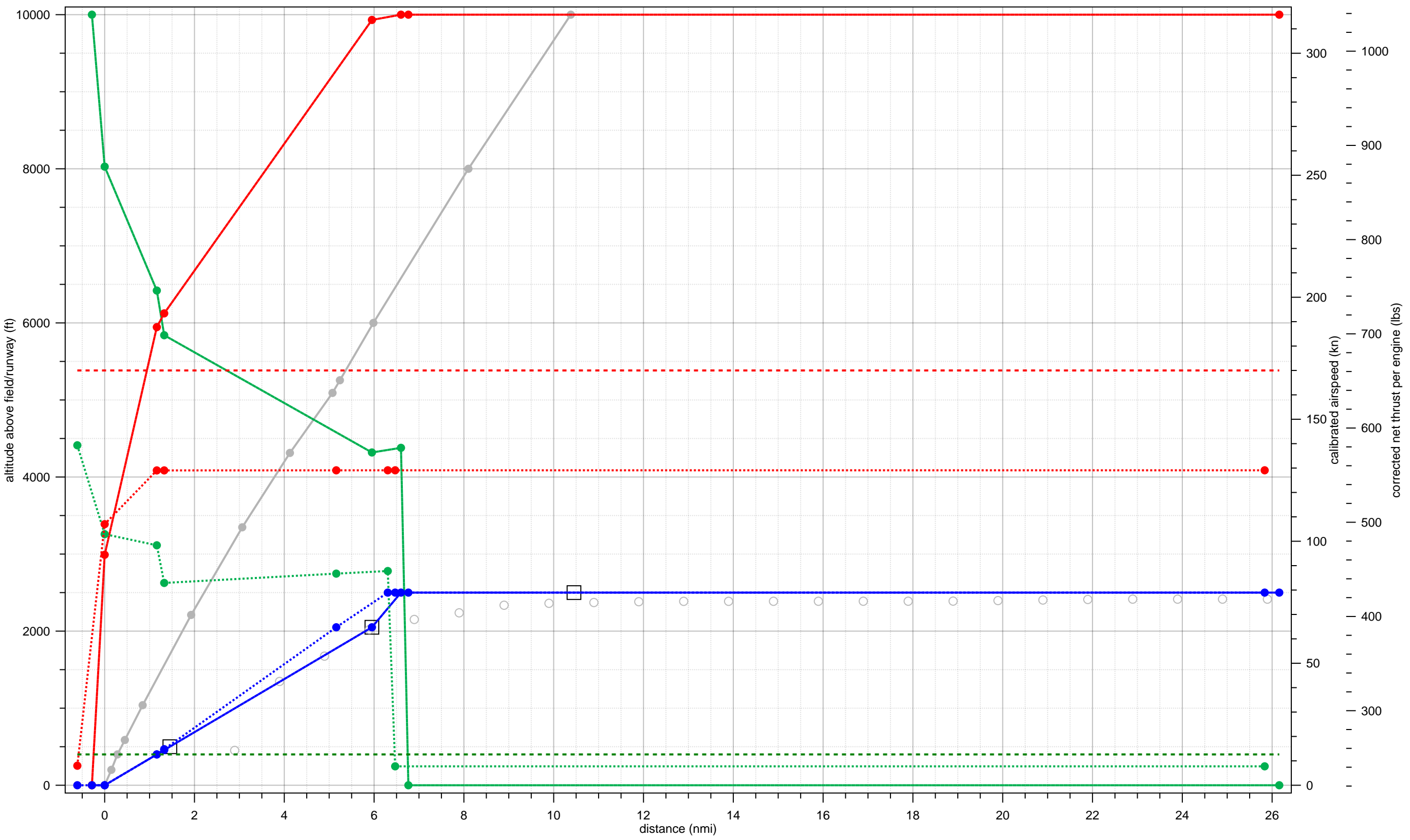
CNA680 fit to 50-D-C680-SJ-1-2000-20andup-0to7 (Standard Weight = 100%)



Legend

- StdD1 (Grey line with circles)
- SimpleTargets (Open square)
- RawTargets (Open circle)
- StdThr, StdWgt: FitThr (Green line with circles)
- StdThr, StdWgt: FitSpd (Red line with circles)
- StdThr, StdWgt: FitAlt (Blue line with circles)
- T-42, C-42, StdWgt: FitThr (Green dashed line with circles)
- T-42, C-42, StdWgt: FitSpd (Red dashed line with circles)
- T-42, C-42, StdWgt: FitAlt (Blue dashed line with circles)
- T-42, C-42, W+0%; FitThr (Green dotted line with circles)
- T-42, C-42, W+0%; FitSpd (Red dotted line with circles)
- T-42, C-42, W+0%; FitAlt (Blue dotted line with circles)
- maxCAS (Red dashed line)
- MaxMtoThrustAlt (Green dashed line)

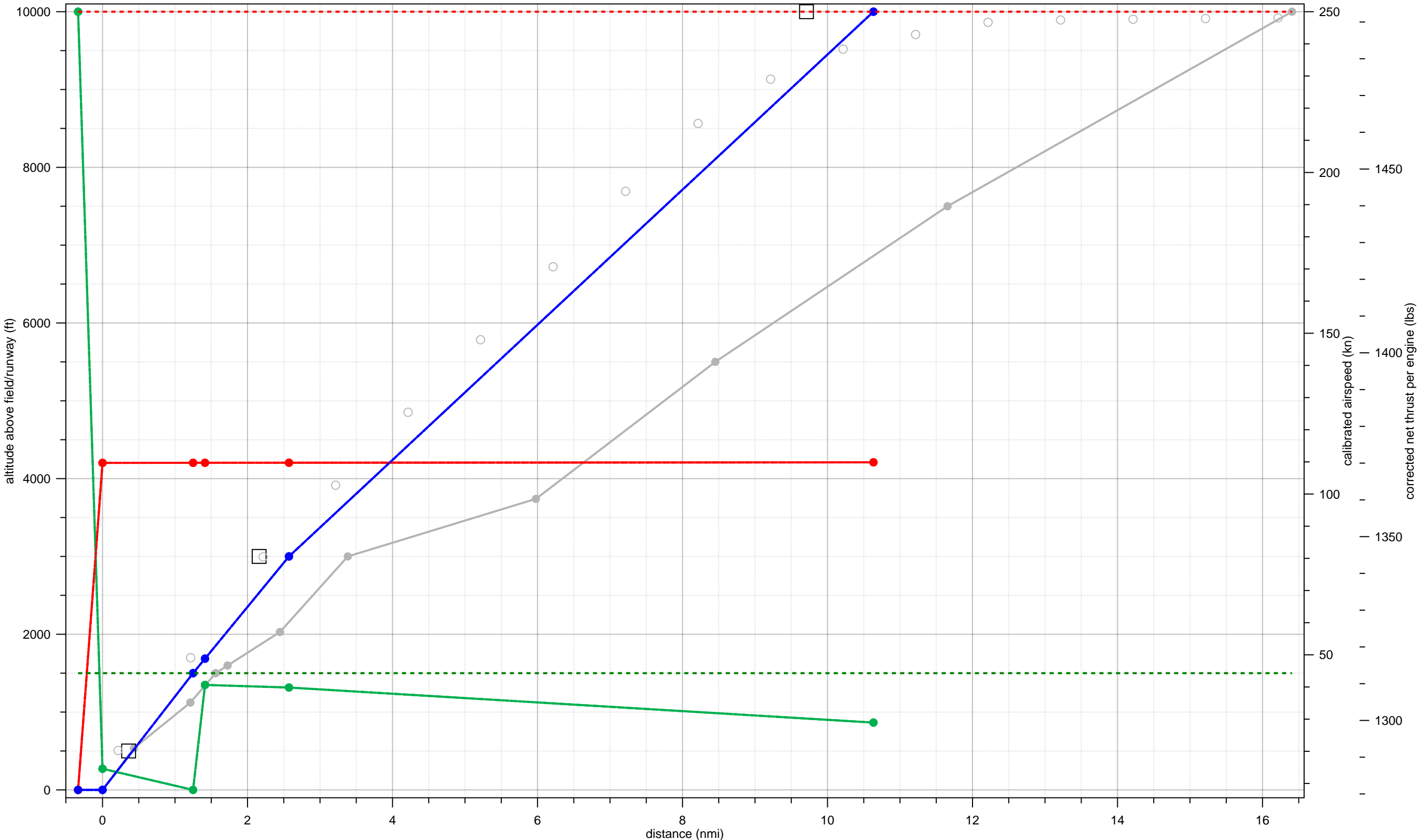
ECLIPSE500 fit to 50-D-C680-SJ-1-2000-20andup-0to7 (Standard Weight = 79%)



Legend

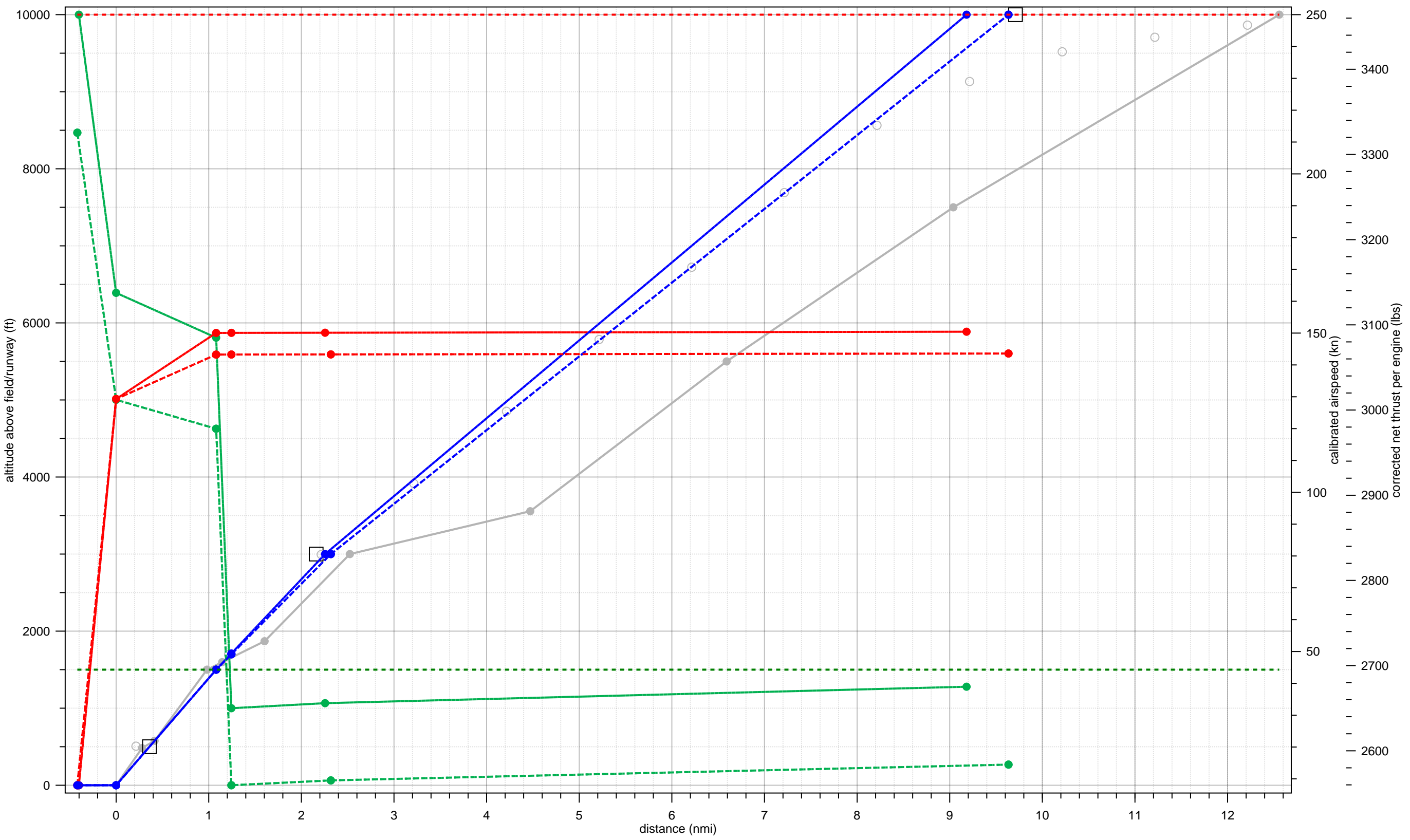
- StdD1 (Grey line with circles)
- SimpleTargets (Open square)
- RawTargets (Open circle)
- StdThr, StdWgt; FitThrust (Green line with circles)
- StdThr, StdWgt; FitSpd (Red line with circles)
- StdThr, StdWgt; FitAlt (Blue line with circles)
- T-44, C-44, W+22%; FitThrust (Dotted green line with circles)
- T-44, C-44, W+22%; FitSpd (Dotted red line with circles)
- T-44, C-44, W+22%; FitAlt (Dotted blue line with circles)
- maxCAS (Dashed red line)
- MaxMtoThrustAlt (Dashed green line)

CNA510 fit to 51-D-C750-SJ-1-10000-3to9-8to14 (Standard Weight = 100%)



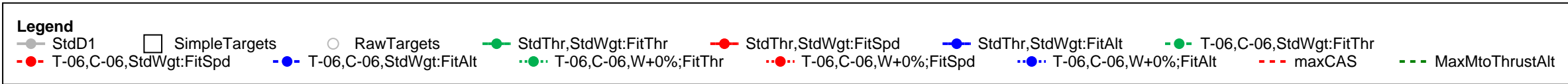
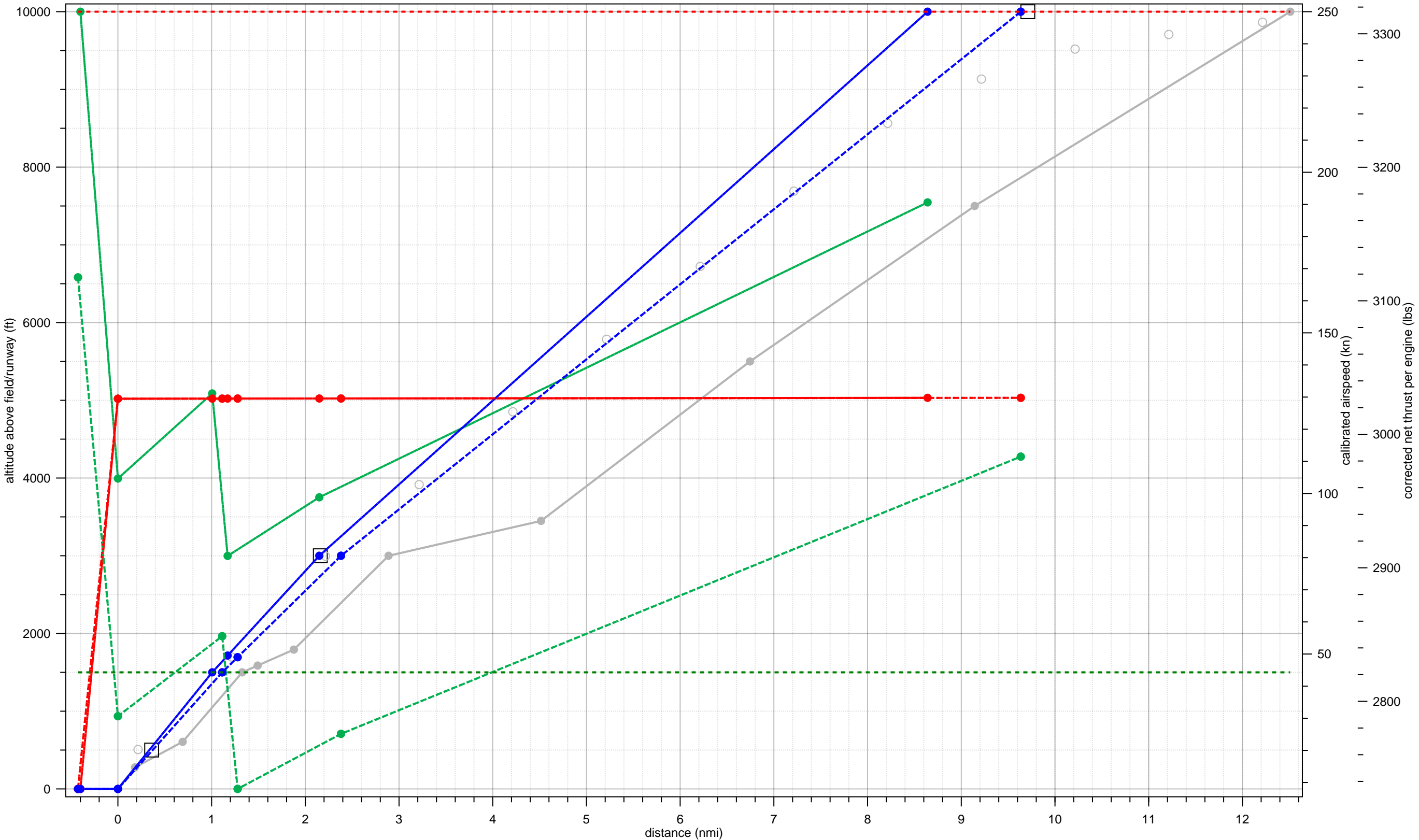
Legend									
StdD1	SimpleTargets	RawTargets	StdThr,StdWgt:FitThr	StdThr,StdWgt:FitSpd	StdThr,StdWgt:FitAlt	T-00,C-00,StdWgt:FitThr	T-00,C-00,StdWgt:FitSpd	T-00,C-00,StdWgt:FitAlt	T-00,C-00,W+0%;FitThr
T-00,C-00,StdWgt:FitSpd	T-00,C-00,StdWgt:FitAlt	T-00,C-00,W+0%;FitThr	T-00,C-00,W+0%;FitSpd	T-00,C-00,W+0%;FitAlt	maxCAS	MaxMtoThrustAlt			

CNA525C fit to 51-D-C750-SJ-1-10000-3to9-8to14 (Standard Weight = 100%)

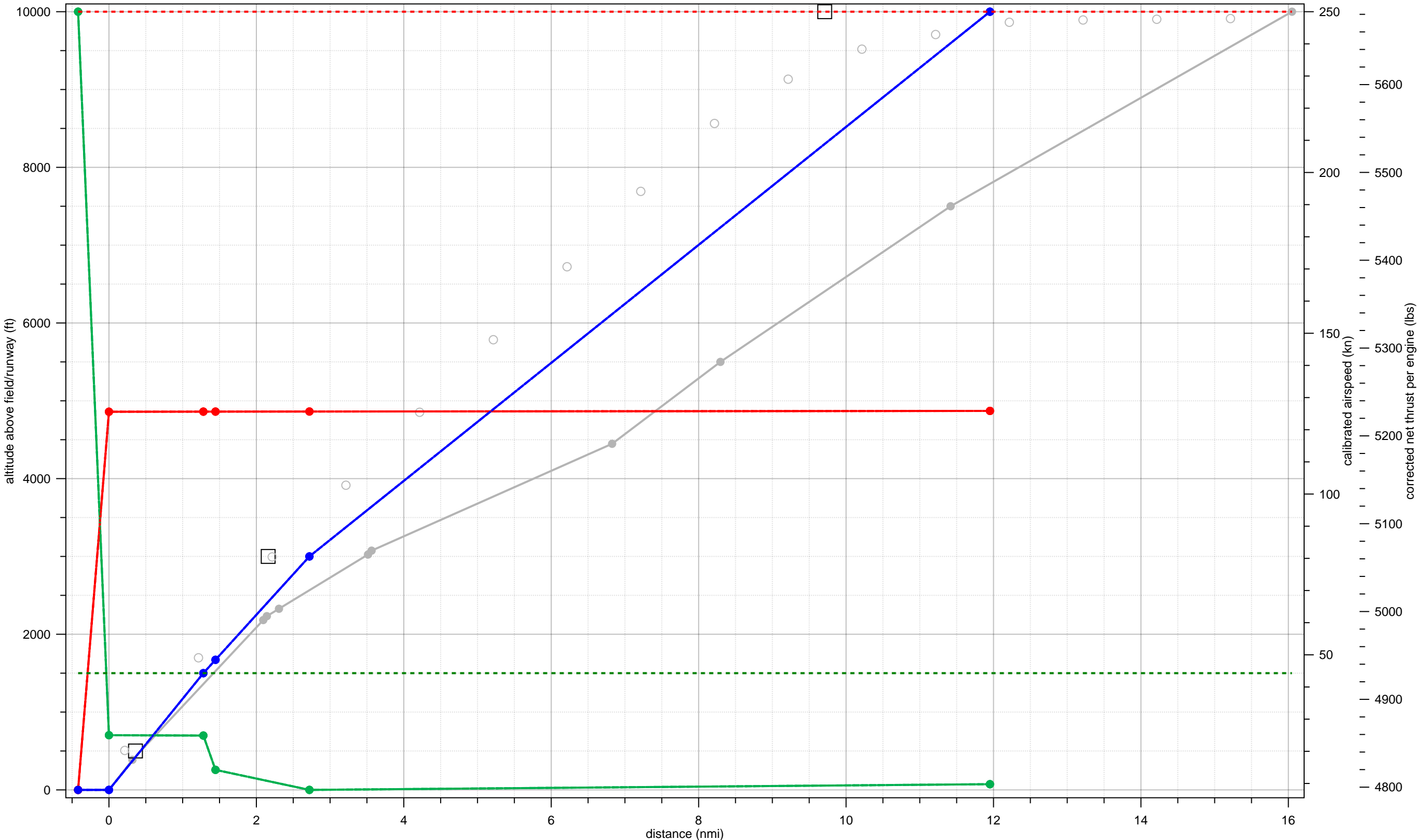


Legend										
—●— StdD1	□ SimpleTargets	○ RawTargets	—●— StdThr,StdWgt:FitThr	—●— StdThr,StdWgt:FitSpd	—●— StdThr,StdWgt:FitAlt	—●— T-04,C-04,StdWgt:FitThr				
—●— T-04,C-04,StdWgt:FitSpd	—●— T-04,C-04,StdWgt:FitAlt	—●— T-04,C-04,W+0%;FitThr	—●— T-04,C-04,W+0%;FitSpd	—●— T-04,C-04,W+0%;FitAlt	—●— maxCAS	—●— MaxMtoThrustAlt				

CNA560E fit to 51-D-C750-SJ-1-10000-3to9-8to14 (Standard Weight = 100%)

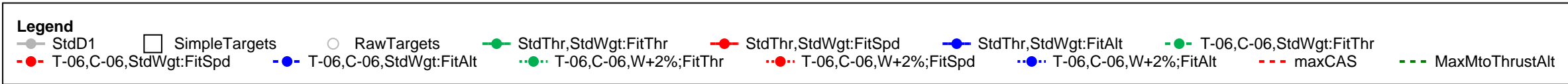
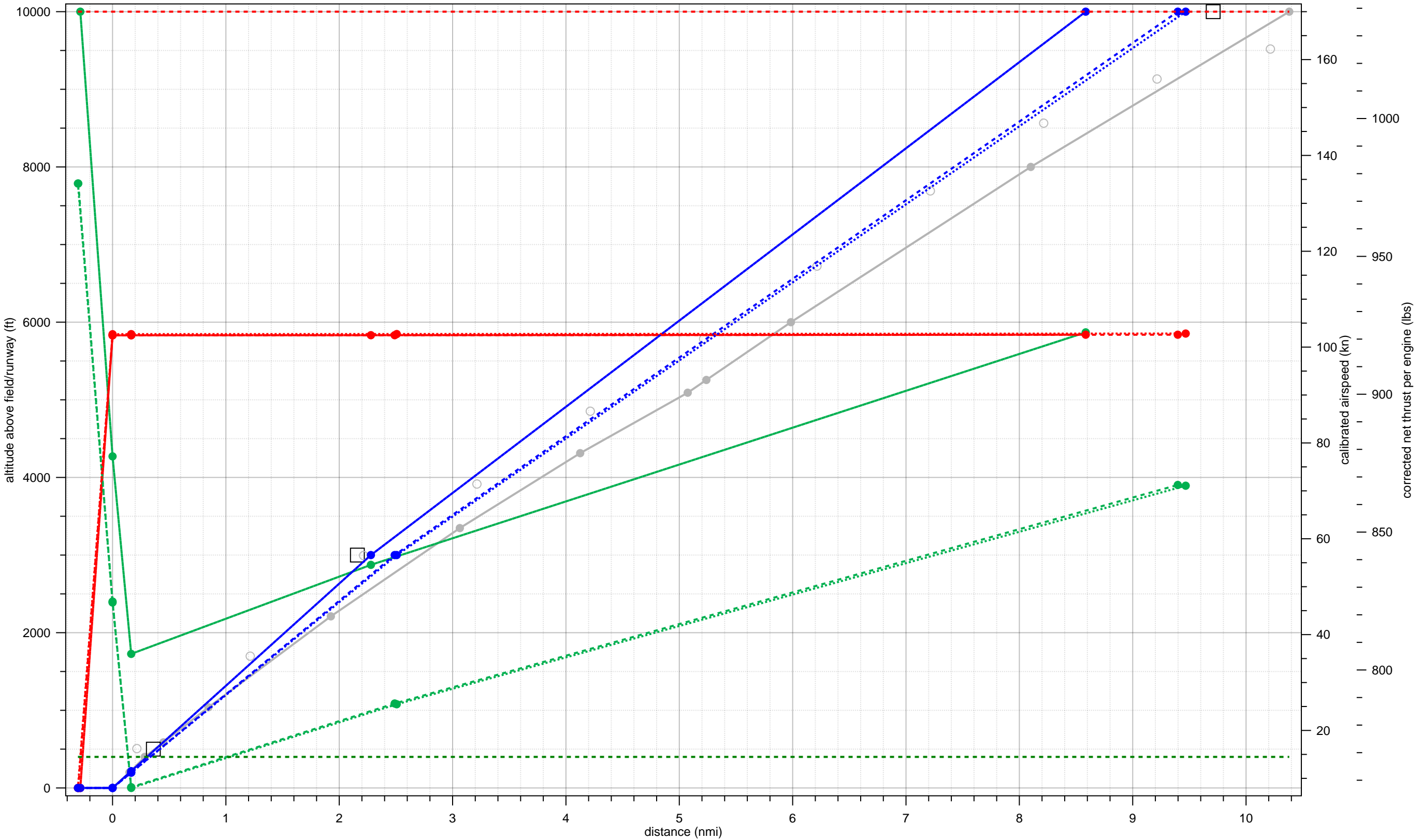


CNA680 fit to 51-D-C750-SJ-1-10000-3to9-8to14 (Standard Weight = 100%)

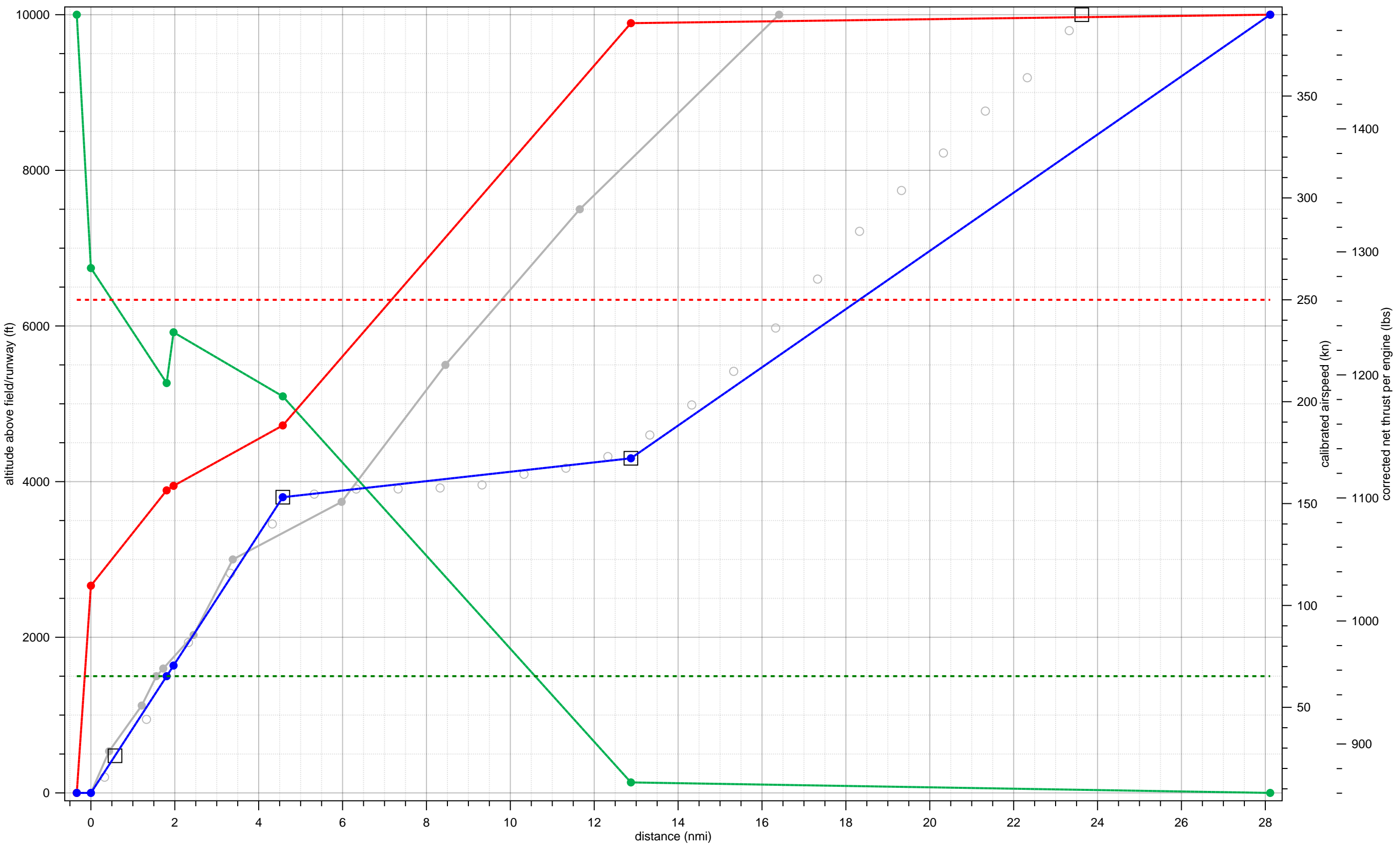


Legend									
StdD1	SimpleTargets	RawTargets	StdThr,StdWgt:FitThr	StdThr,StdWgt:FitSpd	StdThr,StdWgt:FitAlt	T-00,C-00,StdWgt:FitThr	T-00,C-00,StdWgt:FitSpd	T-00,C-00,StdWgt:FitAlt	maxCAS
T-00,C-00,StdWgt:FitSpd	T-00,C-00,StdWgt:FitAlt	T-00,C-00,W+0%;FitThr	T-00,C-00,W+0%;FitSpd	T-00,C-00,W+0%;FitAlt	MaxMtoThrustAlt				

ECLIPSE500 fit to 51-D-C750-SJ-1-10000-3to9-8to14 (Standard Weight = 79%)

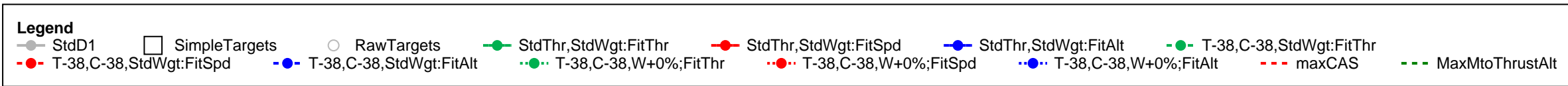
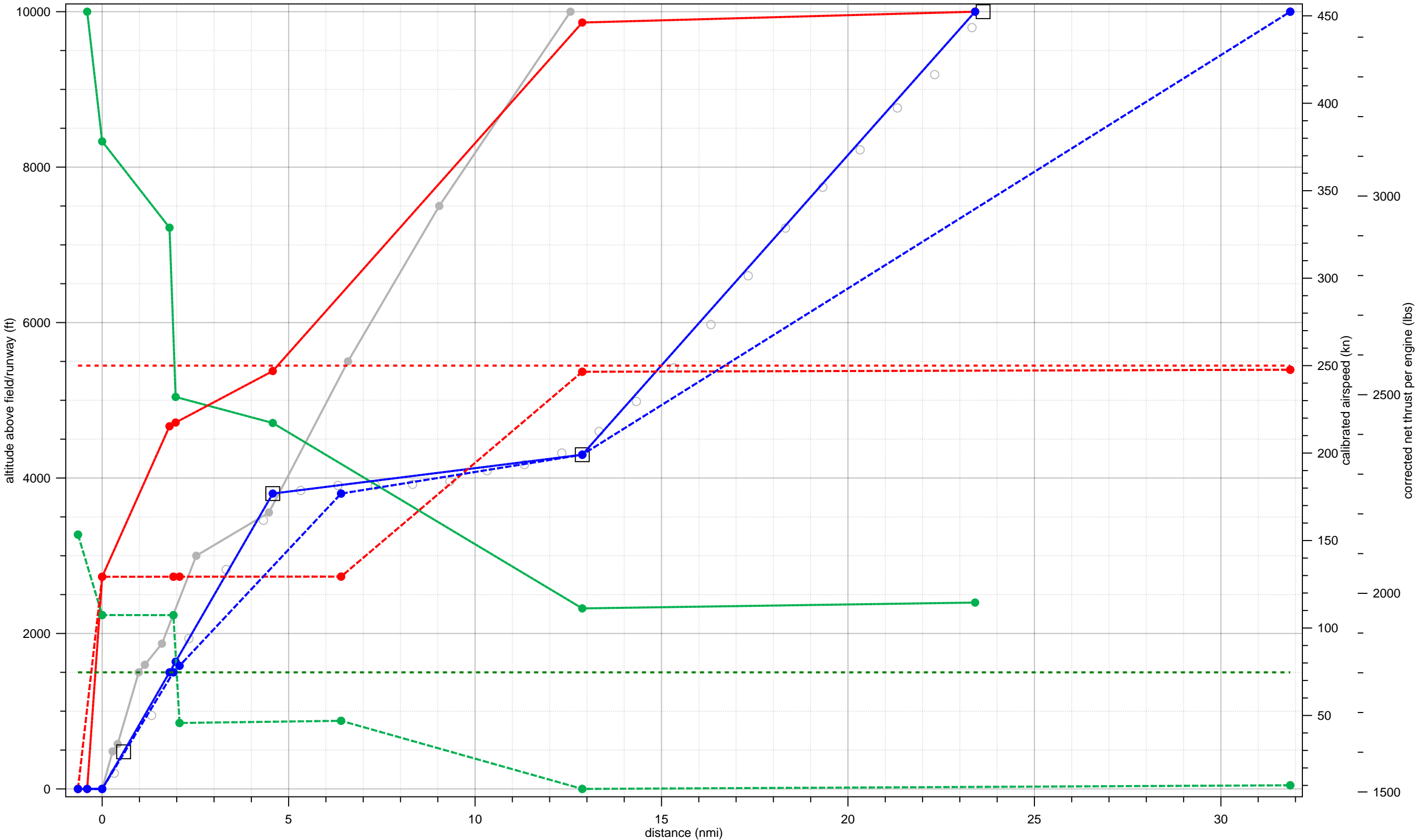


CNA510 fit to 52-D-LJ35-SJ-1-4000-3to9-0to7 (Standard Weight = 100%)

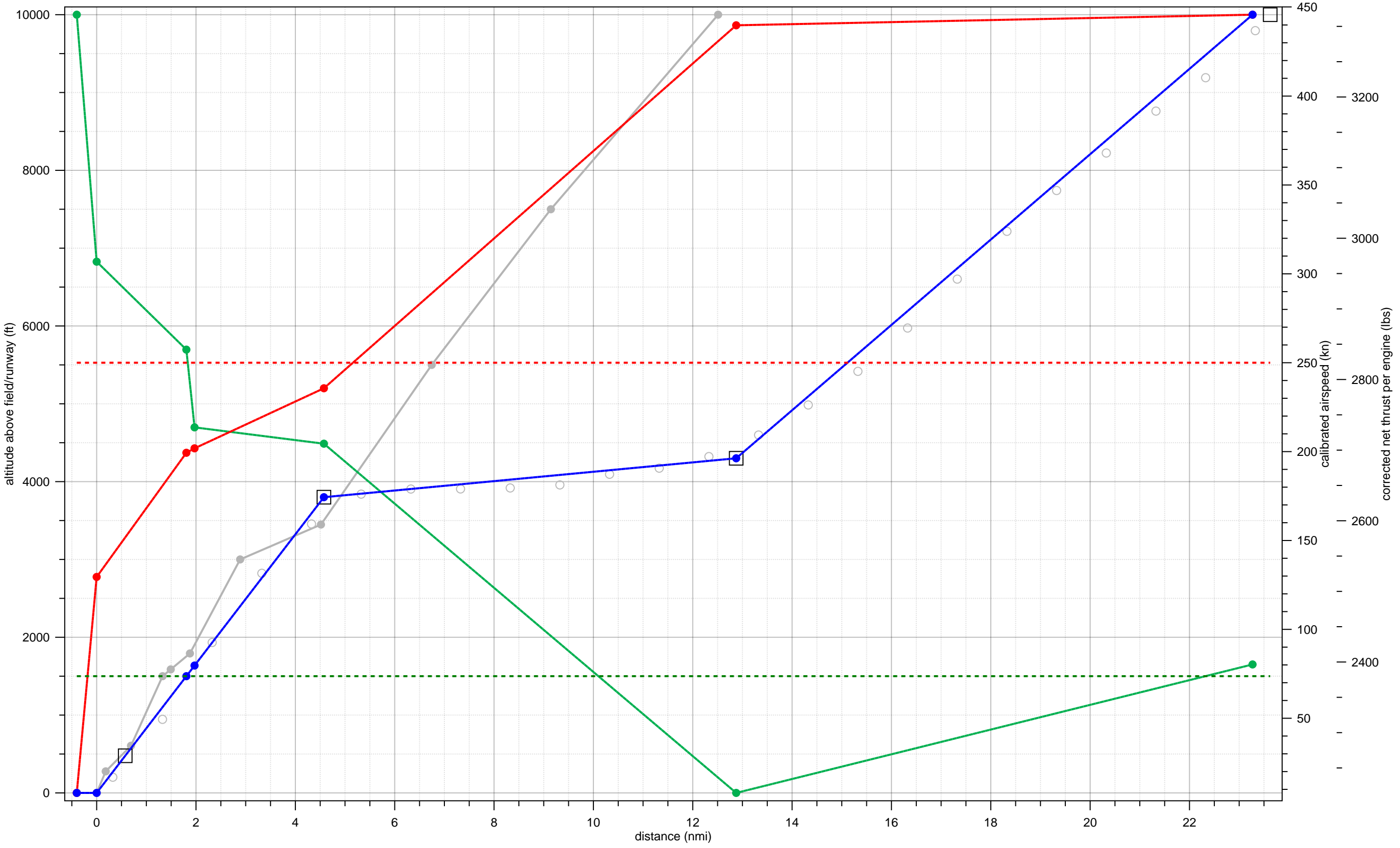


Legend	StdD1	SimpleTargets	RawTargets	StdThr,StdWgt:FitThr	StdThr,StdWgt:FitSpd	StdThr,StdWgt:FitAlt	maxCAS	MaxMtoThrustAlt
---------------	-------	---------------	------------	----------------------	----------------------	----------------------	--------	-----------------

CNA525C fit to 52-D-LJ35-SJ-1-4000-3to9-0to7 (Standard Weight = 100%)



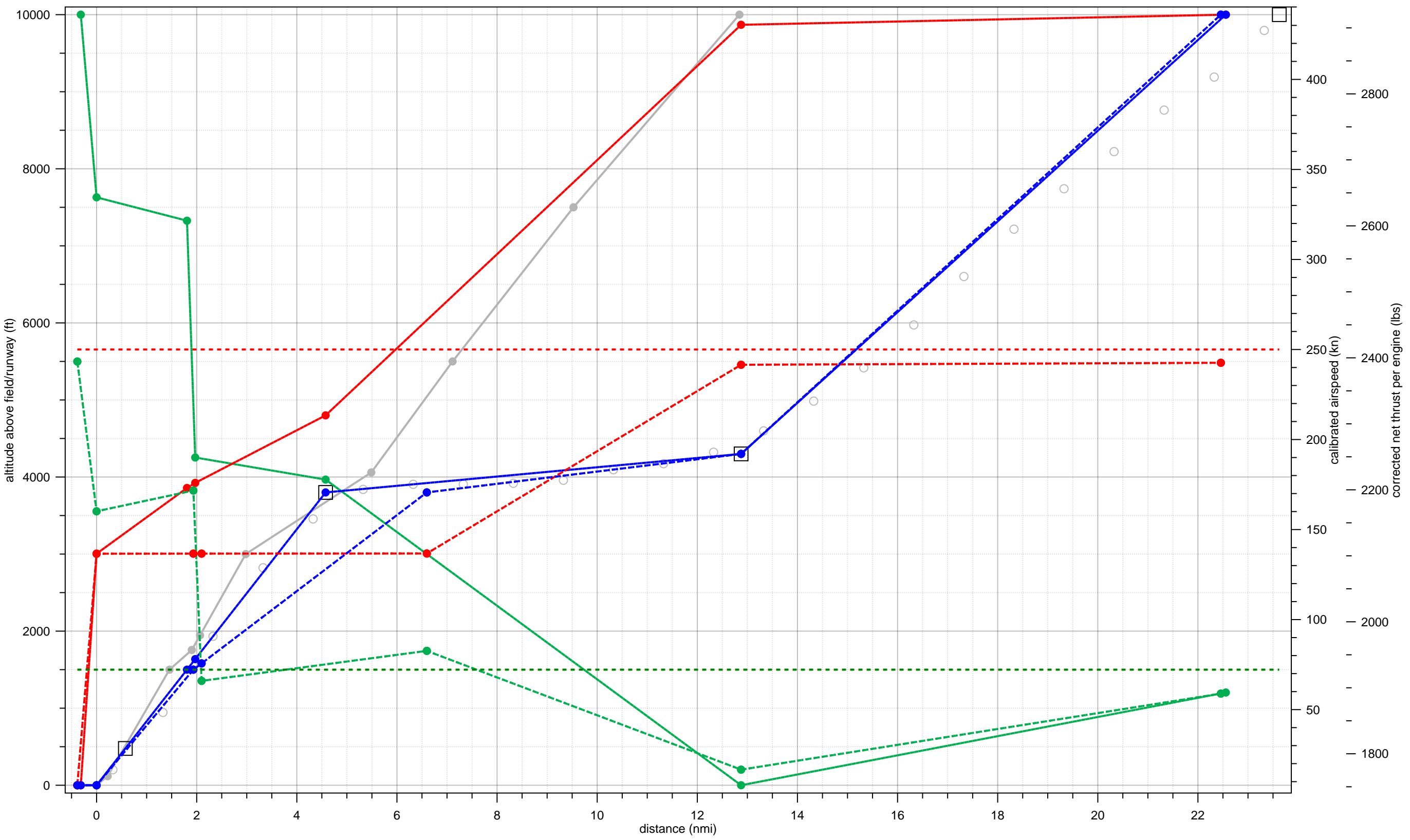
CNA560E fit to 52-D-LJ35-SJ-1-4000-3to9-0to7 (Standard Weight = 100%)



Legend

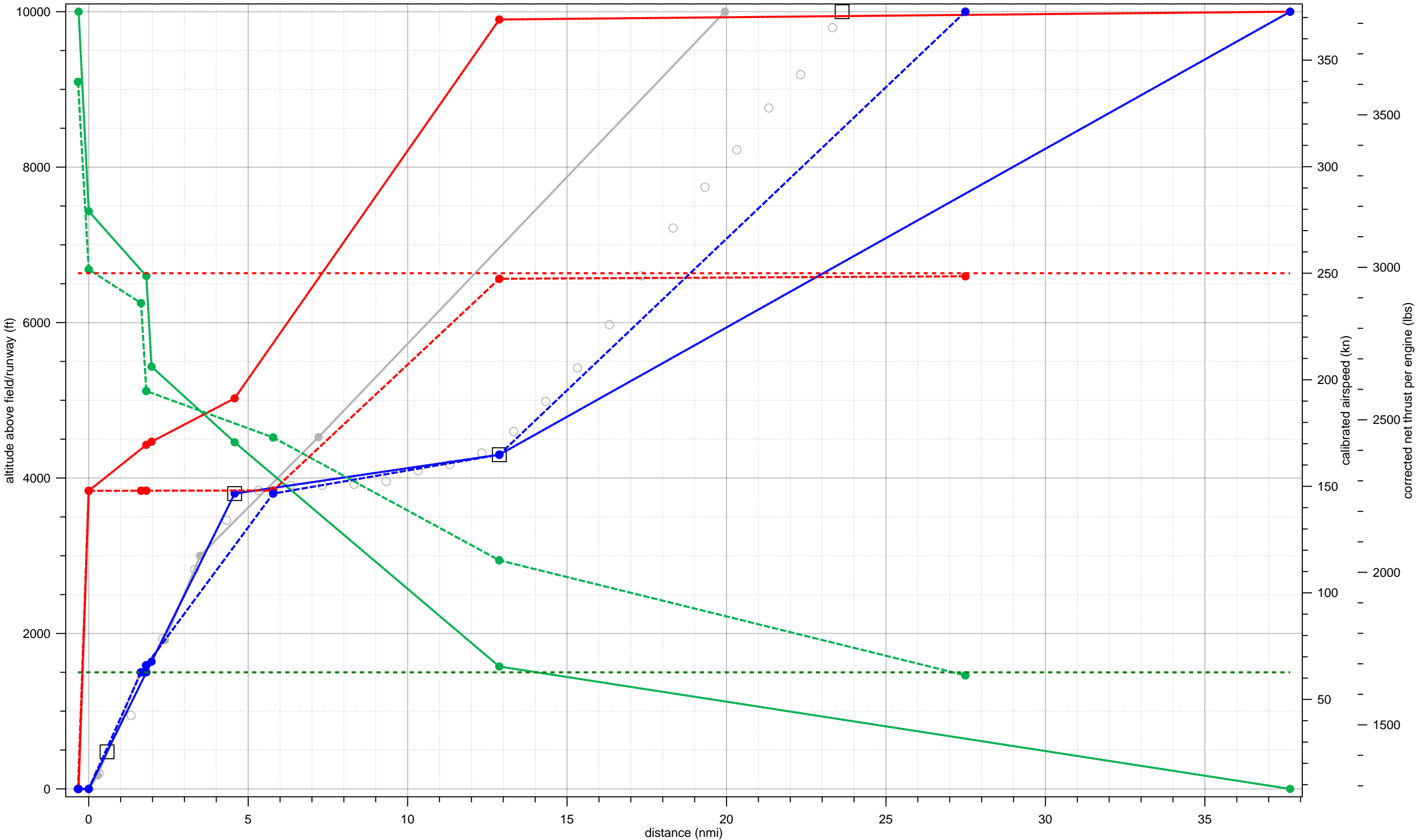
- StdD1
- SimpleTargets
- RawTargets
- StdThr,StdWgt:FitThr
- StdThr,StdWgt:FitSpd
- StdThr,StdWgt:FitAlt
- maxCAS
- MaxMtoThrustAlt

CNA560U fit to 52-D-LJ35-SJ-1-4000-3to9-0to7 (Standard Weight = 100%)



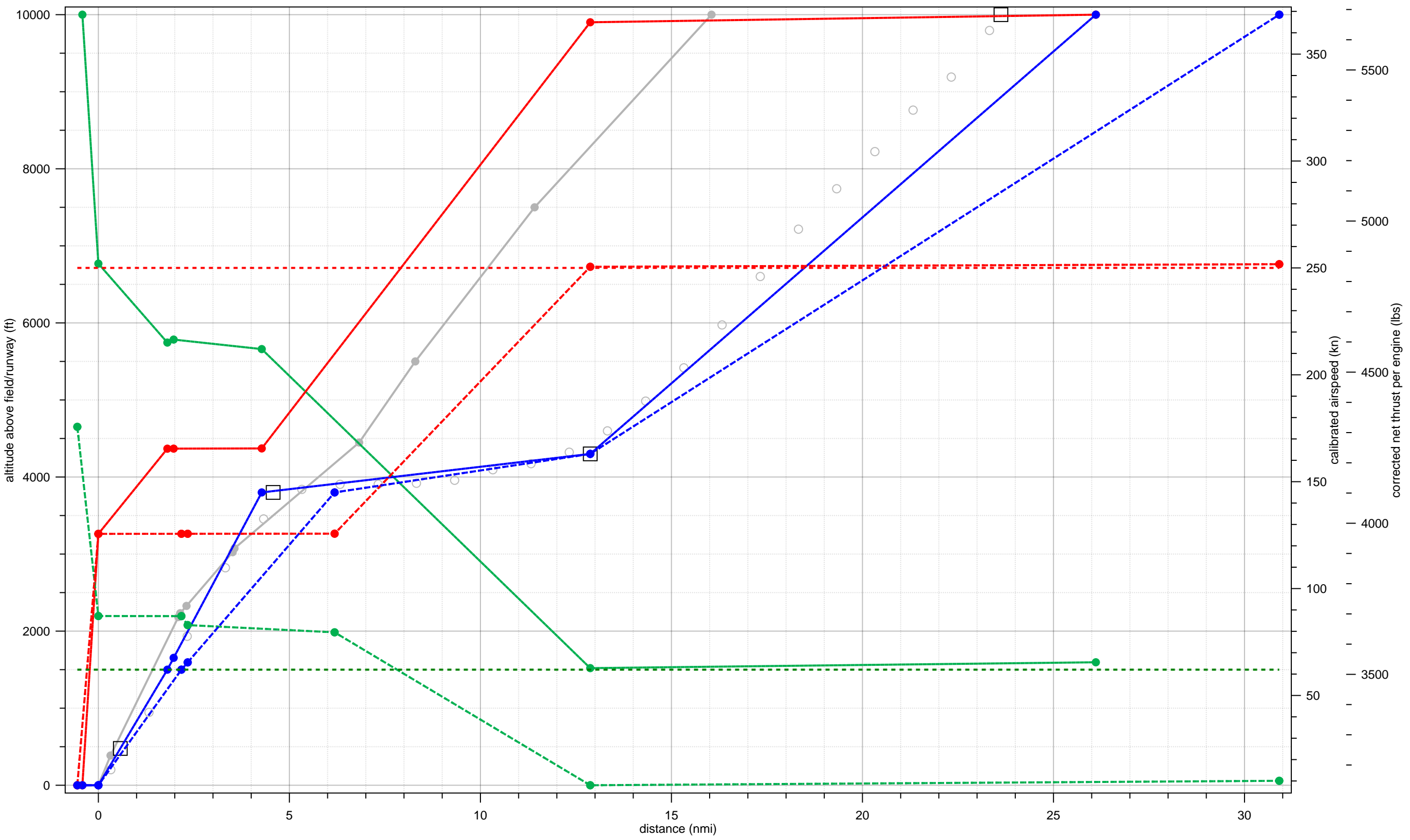
Legend							
—●— StdD1	□ SimpleTargets	○ RawTargets	—●— StdThr,StdWgt:FitThr	—●— StdThr,StdWgt:FitSpd	—●— StdThr,StdWgt:FitAlt	—●— T-18,C-18,StdWgt:FitThr	
—●— T-18,C-18,StdWgt:FitSpd	—●— T-18,C-18,StdWgt:FitAlt	—●— T-18,C-18,W+0%;FitThr	—●— T-18,C-18,W+0%;FitSpd	—●— T-18,C-18,W+0%;FitAlt	—●— maxCAS	—●— MaxMtoThrustAlt	

CNA560XL fit to 52-D-LJ35-SJ-1-4000-3to9-0to7 (Standard Weight = 100%)



Legend													
● StdD1	□ SimpleTargets	○ RawTargets	—●— StdThr,StdWgt:FitThr	—●— StdThr,StdWgt:FitSpd	—●— StdThr,StdWgt:FitAlt	—●— T-06,C-06,StdWgt:FitThr	—●— T-06,C-06,StdWgt:FitSpd	—●— T-06,C-06,StdWgt:FitAlt	—●— T-06,C-06,W+0%;FitThr	—●— T-06,C-06,W+0%;FitSpd	—●— T-06,C-06,W+0%;FitAlt	—●— maxCAS	—●— MaxMtoThrustAlt

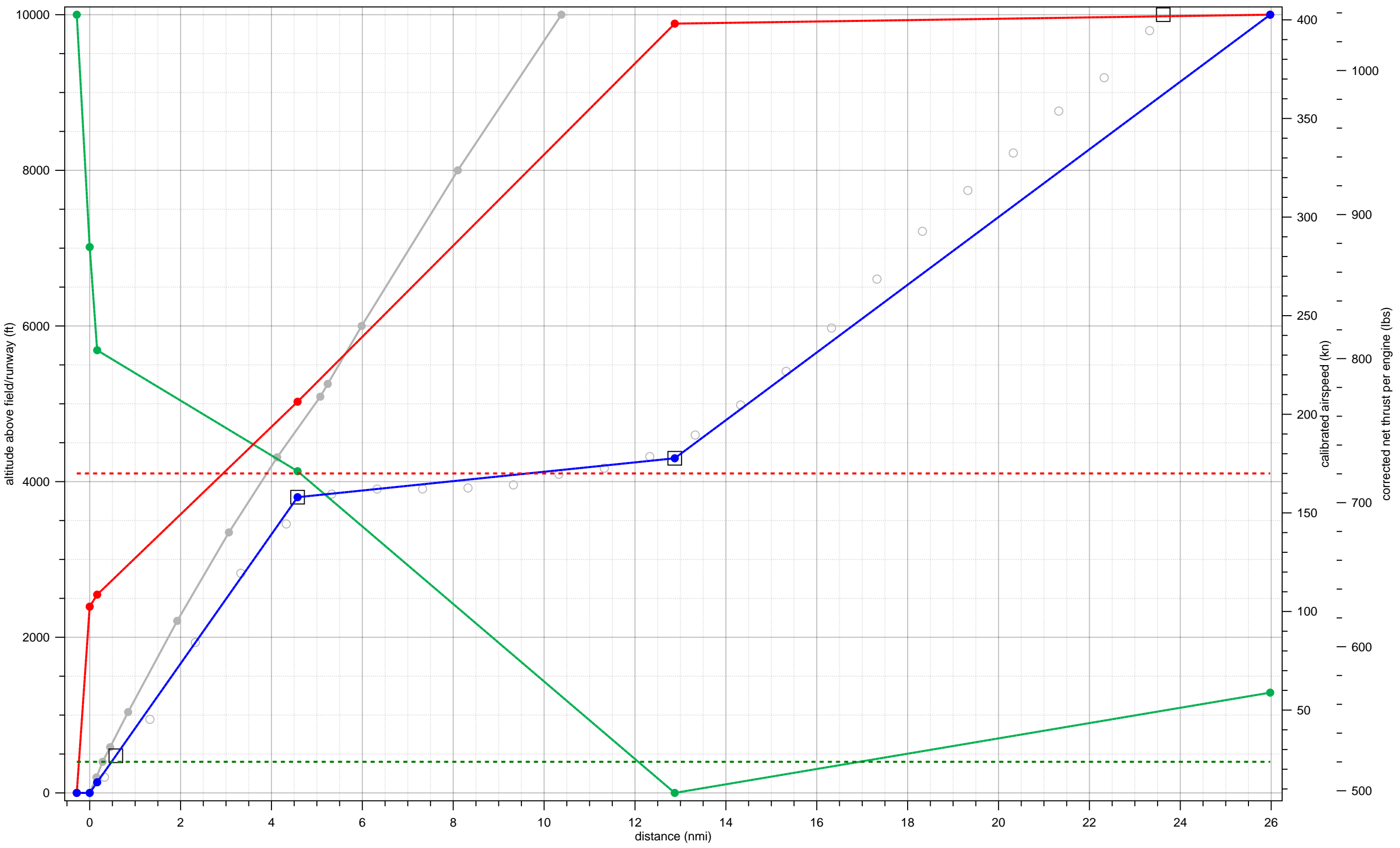
CNA680 fit to 52-D-LJ35-SJ-1-4000-3to9-0to7 (Standard Weight = 100%)



Legend

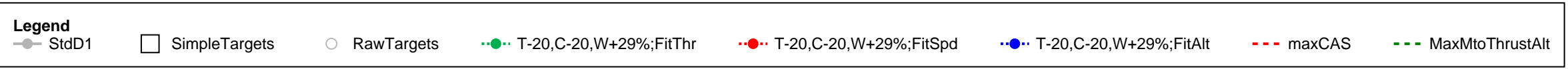
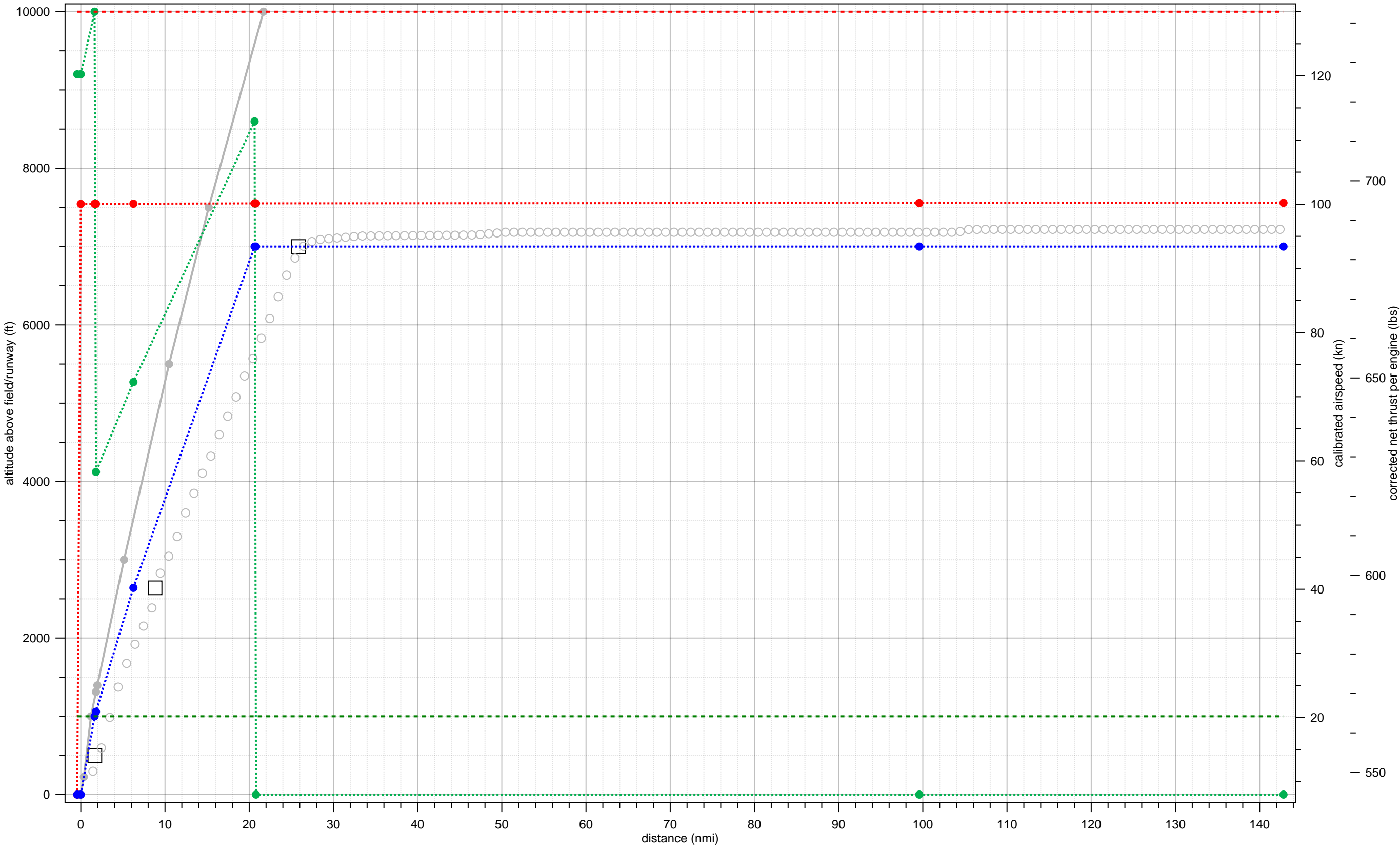
- StdD1 (Grey line with circles)
- SimpleTargets (Open square)
- RawTargets (Open circle)
- StdThr,StdWgt:FitThr (Solid green line with circles)
- StdThr,StdWgt:FitSpd (Solid red line with circles)
- StdThr,StdWgt:FitAlt (Solid blue line with circles)
- T-24,C-24,StdWgt:FitThr (Dashed green line with circles)
- T-24,C-24,StdWgt:FitSpd (Dashed red line with circles)
- T-24,C-24,StdWgt:FitAlt (Dashed blue line with circles)
- T-24,C-24,W+0%;FitThr (Dotted green line with circles)
- T-24,C-24,W+0%;FitSpd (Dotted red line with circles)
- T-24,C-24,W+0%;FitAlt (Dotted blue line with circles)
- maxCAS (Dashed red line)
- MaxMtoThrustAlt (Dashed green line)

ECLIPSE500 fit to 52-D-LJ35-SJ-1-4000-3to9-0to7 (Standard Weight = 79%)

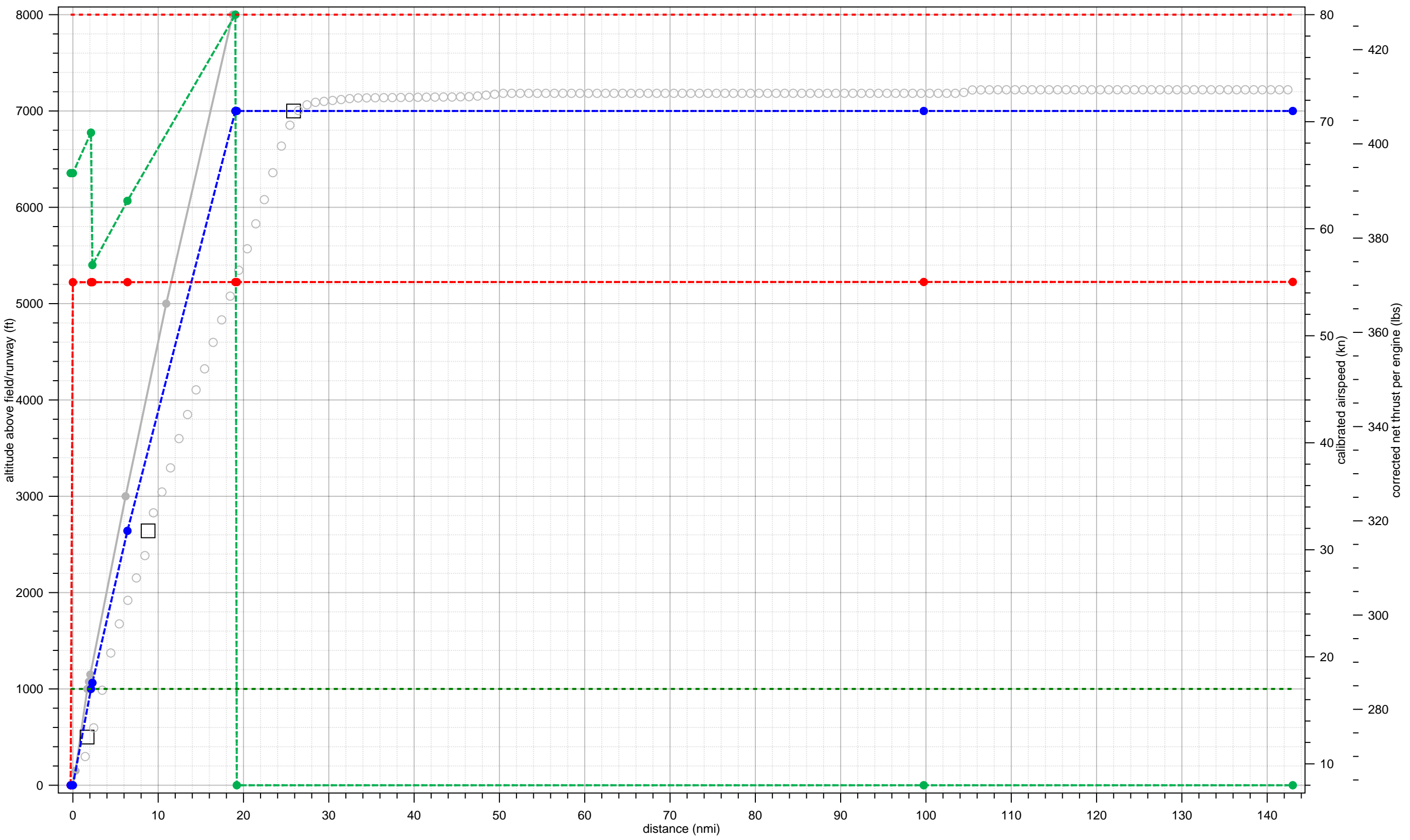


Legend							
● StdD1	□ SimpleTargets	○ RawTargets	● StdThr,StdWgt:FitThr	● StdThr,StdWgt:FitSpd	● StdThr,StdWgt:FitAlt	- - - maxCAS	- - - MaxMtoThrustAlt

BEC58P fit to 53-D-BE58-SP-1-7000-81andup-25to40 (Standard Weight = 71%)

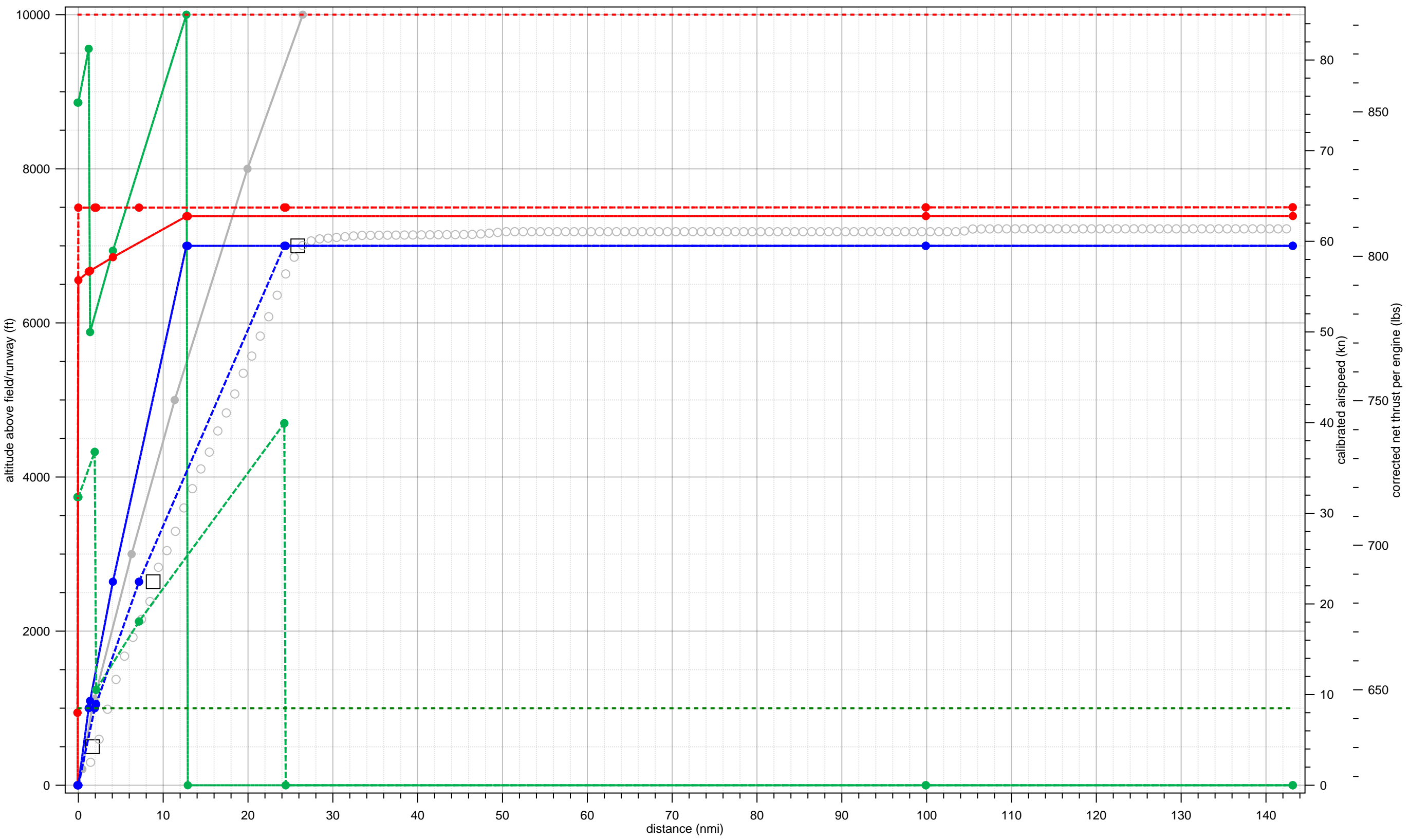


CNA172 fit to 53-D-BE58-SP-1-7000-81andup-25to40 (Standard Weight = 100%)



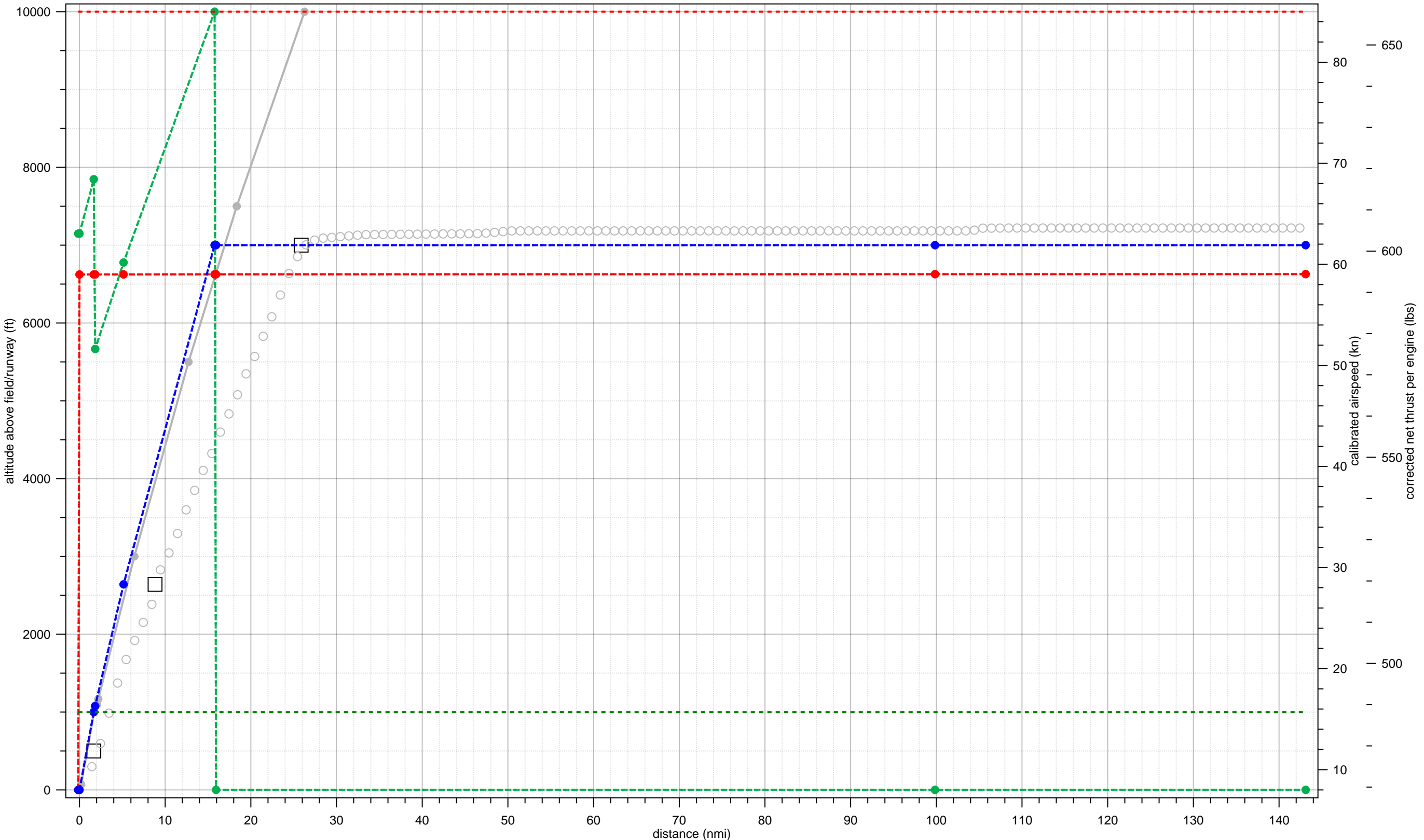
Legend							
—●— StdD1	□ SimpleTargets	○ RawTargets	-●- T-36,C-36,StdWgt:FitThr	-●- T-36,C-36,StdWgt:FitSpd	-●- T-36,C-36,StdWgt:FitAlt	-●- T-36,C-36,W+0%;FitThr	
-●- T-36,C-36,W+0%;FitSpd	-●- T-36,C-36,W+0%;FitAlt	- - - maxCAS	- - - MaxMtoThrustAlt				

CNA182 fit to 53-D-BE58-SP-1-7000-81andup-25to40 (Standard Weight = 100%)



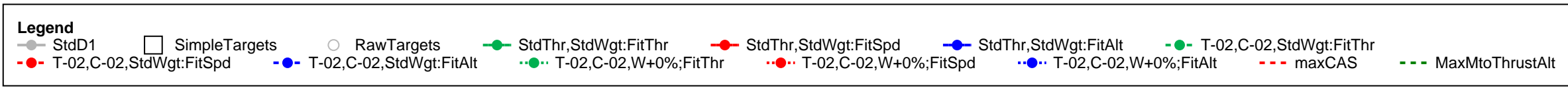
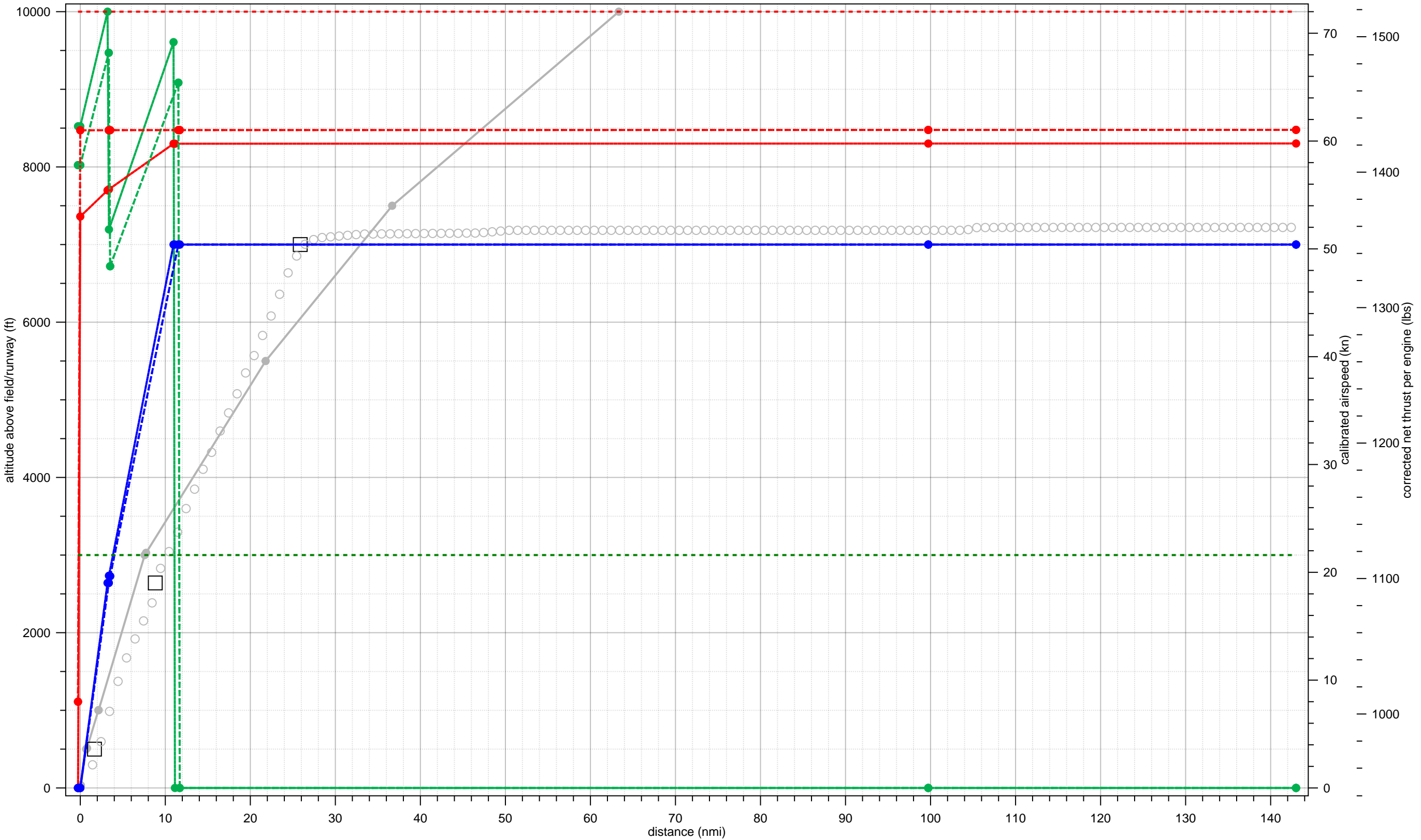
Legend													
StdD1	SimpleTargets	RawTargets	StdThr,StdWgt:FitThr	StdThr,StdWgt:FitSpd	StdThr,StdWgt:FitAlt	T-16,C-16,StdWgt:FitThr	T-16,C-16,StdWgt:FitSpd	T-16,C-16,StdWgt:FitAlt	T-16,C-16,W+0%;FitThr	T-16,C-16,W+0%;FitSpd	T-16,C-16,W+0%;FitAlt	maxCAS	MaxMtoThrustAlt

COMSEP fit to 53-D-BE58-SP-1-7000-81andup-25to40 (Standard Weight = 100%)

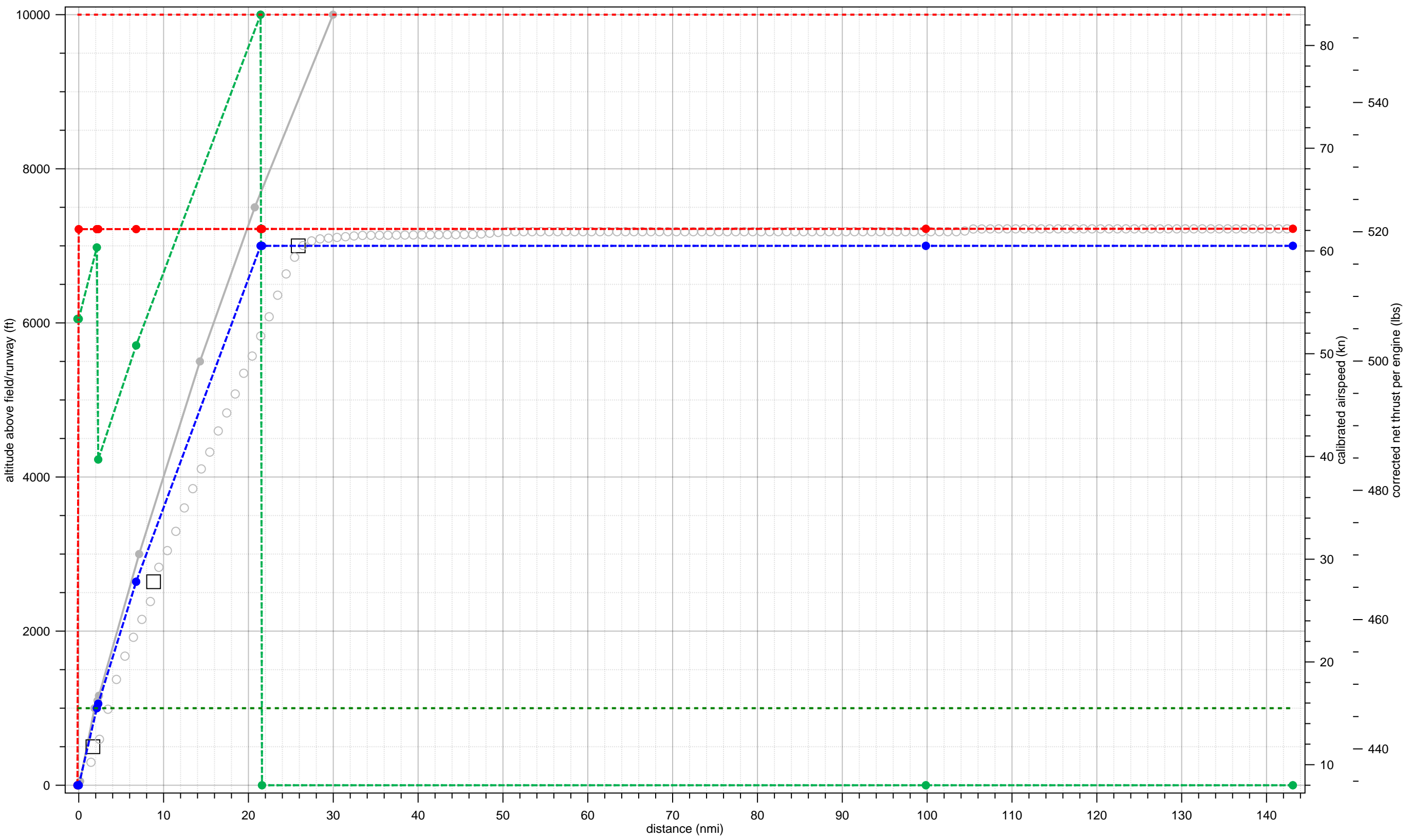


Legend						
● StdD1	□ SimpleTargets	○ RawTargets	-●- T-22,C-22,StdWgt:FitThr	-●- T-22,C-22,StdWgt:FitSpd	-●- T-22,C-22,StdWgt:FitAlt	-●- T-22,C-22,W+0%;FitThr
-●- T-22,C-22,W+0%;FitSpd	-●- T-22,C-22,W+0%;FitAlt	- - - maxCAS	- - - MaxMtoThrustAlt			

DHC-2FLT fit to 53-D-BE58-SP-1-7000-81andup-25to40 (Standard Weight = 100%)

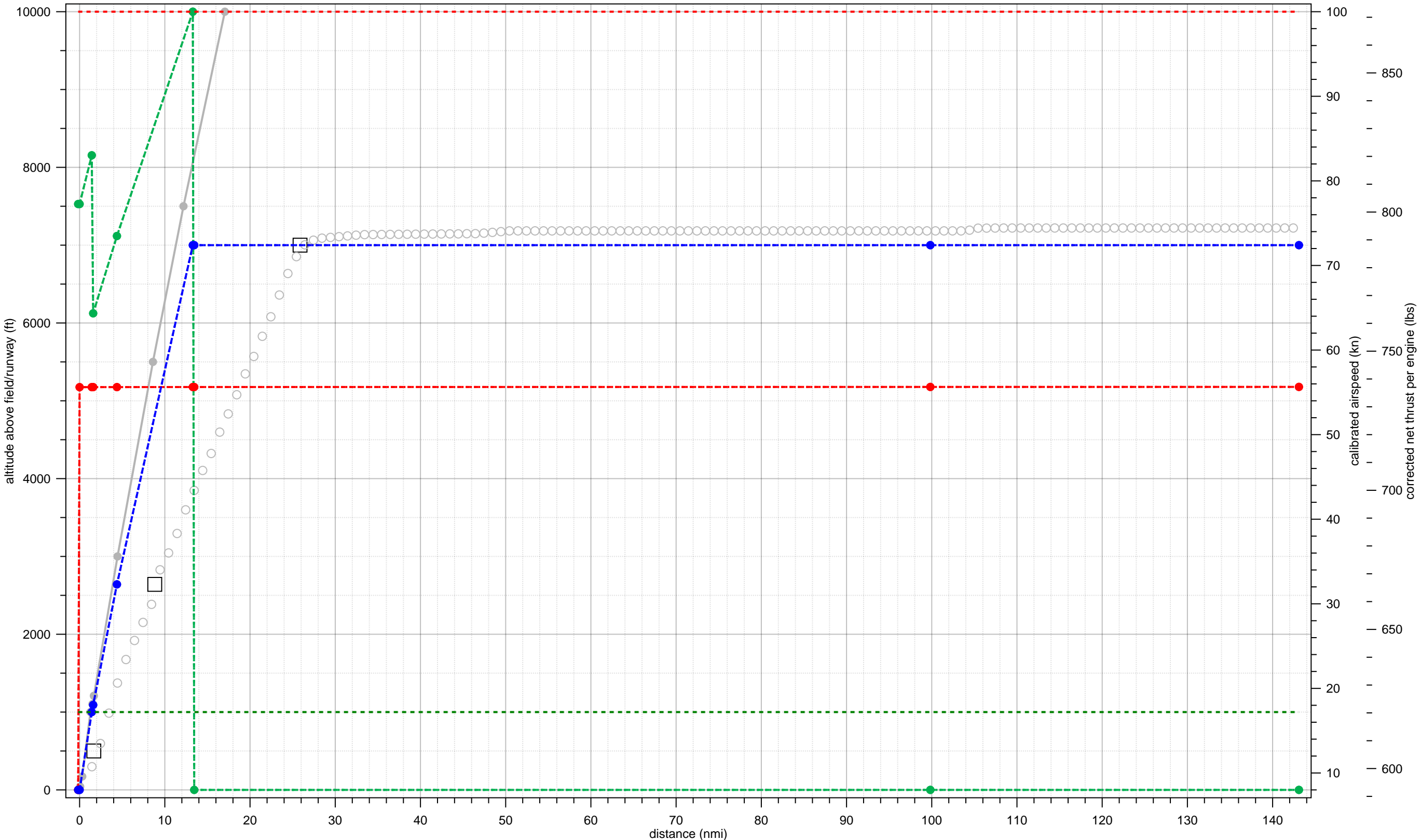


GASEPF fit to 53-D-BE58-SP-1-7000-81andup-25to40 (Standard Weight = 100%)



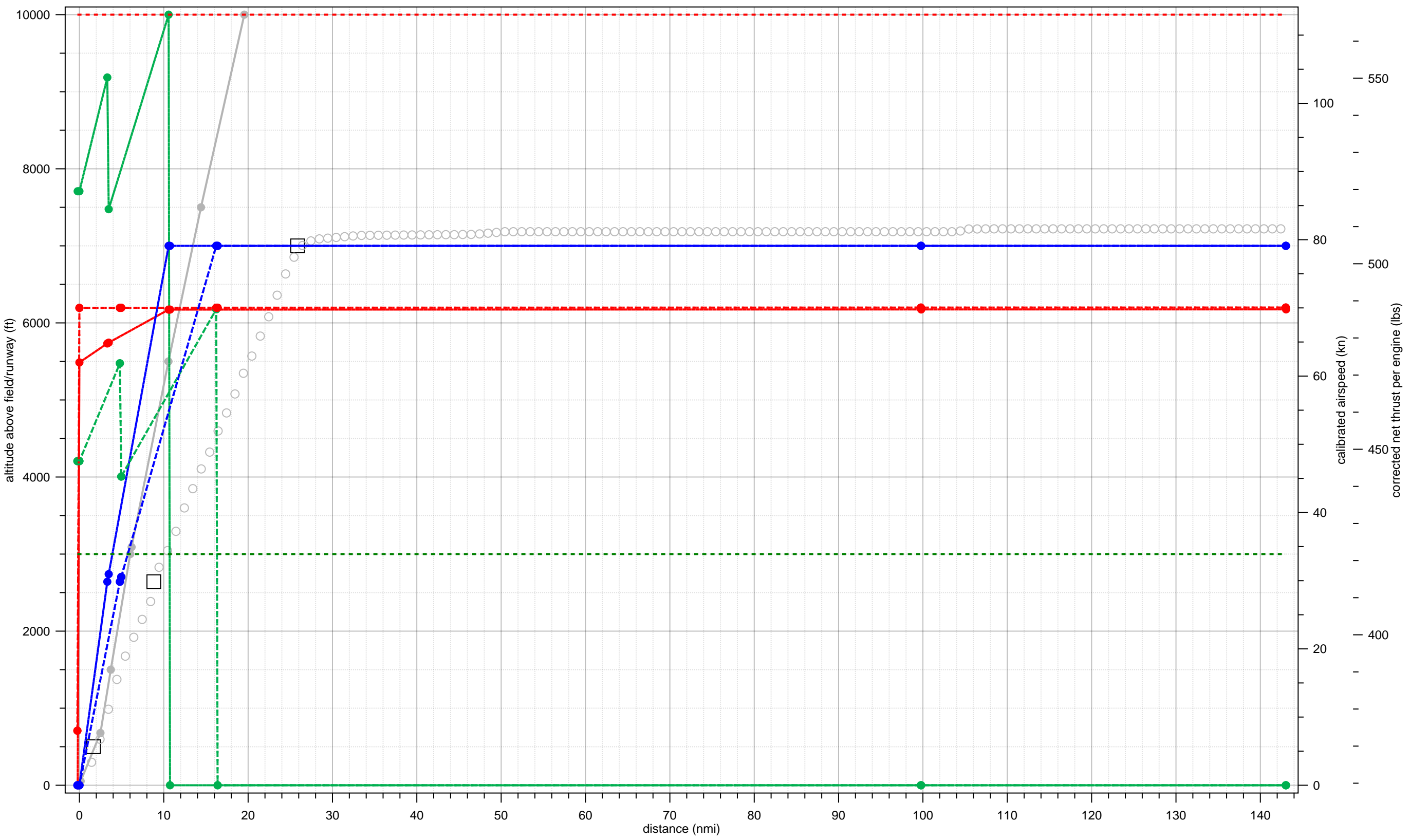
Legend						
—●— StdD1	□ SimpleTargets	○ RawTargets	- - -●- - - T-20,C-20,StdWgt:FitThr	- - -●- - - T-20,C-20,StdWgt:FitSpd	- - -●- - - T-20,C-20,StdWgt:FitAlt	· · ·●· · · T-20,C-20,W+0%;FitThr
- - -●- - - T-20,C-20,W+0%;FitSpd	- - -●- - - T-20,C-20,W+0%;FitAlt	- - - - - maxCAS	- - - - - MaxMtoThrustAlt			

GASEPV fit to 53-D-BE58-SP-1-7000-81andup-25to40 (Standard Weight = 100%)



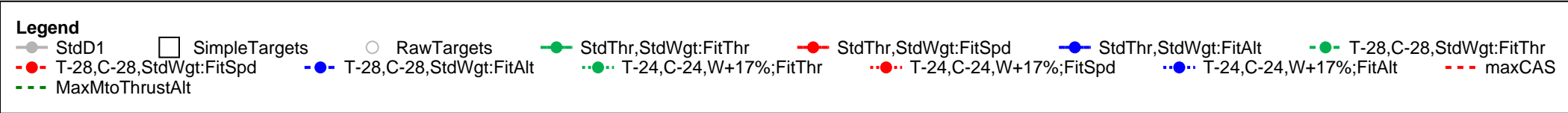
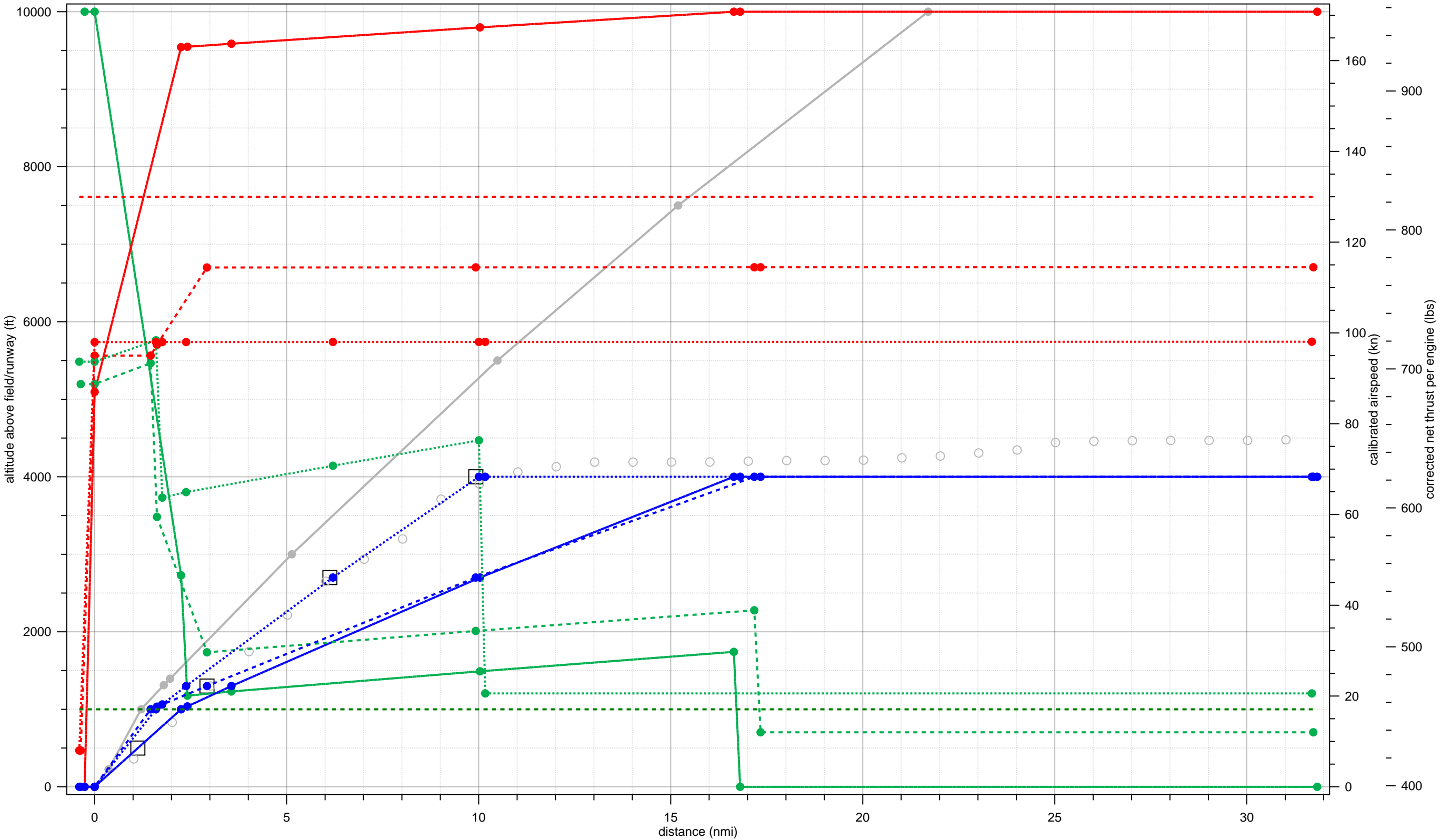
Legend							
● StdD1	□ SimpleTargets	○ RawTargets	-●- T-38,C-38,StdWgt:FitThr	-●- T-38,C-38,StdWgt:FitSpd	-●- T-38,C-38,StdWgt:FitAlt	-●- T-38,C-38,W+0%:FitThr	
-●- T-38,C-38,W+0%:FitSpd	-●- T-38,C-38,W+0%:FitAlt	- - - maxCAS	- - - MaxMtoThrustAlt				

PA30 fit to 53-D-BE58-SP-1-7000-81andup-25to40 (Standard Weight = 100%)

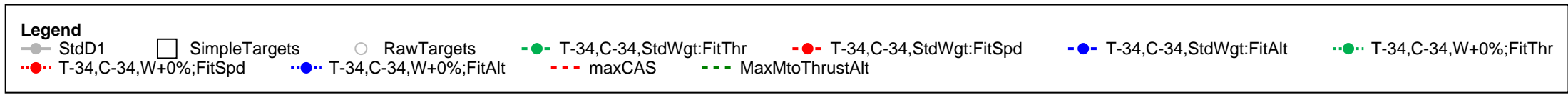
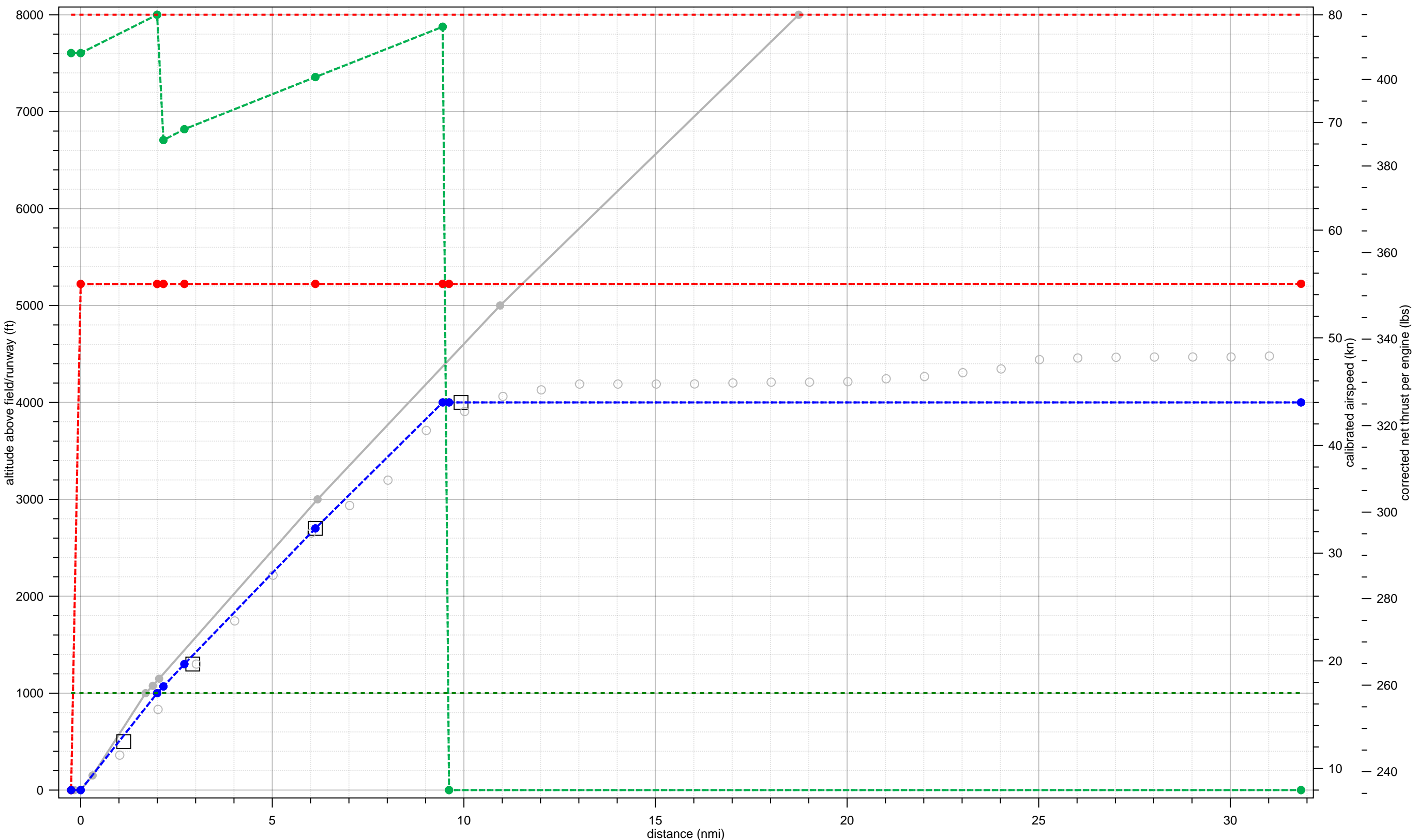


Legend													
—●— StdD1	□ SimpleTargets	○ RawTargets	—●— StdThr,StdWgt:FitThr	—●— StdThr,StdWgt:FitSpd	—●— StdThr,StdWgt:FitAlt	—●— T-14,C-14,StdWgt:FitThr	—●— T-14,C-14,StdWgt:FitSpd	—●— T-14,C-14,StdWgt:FitAlt	—●— T-14,C-14,W+0%;FitThr	—●— T-14,C-14,W+0%;FitSpd	—●— T-14,C-14,W+0%;FitAlt	--- maxCAS	--- MaxMtoThrustAlt

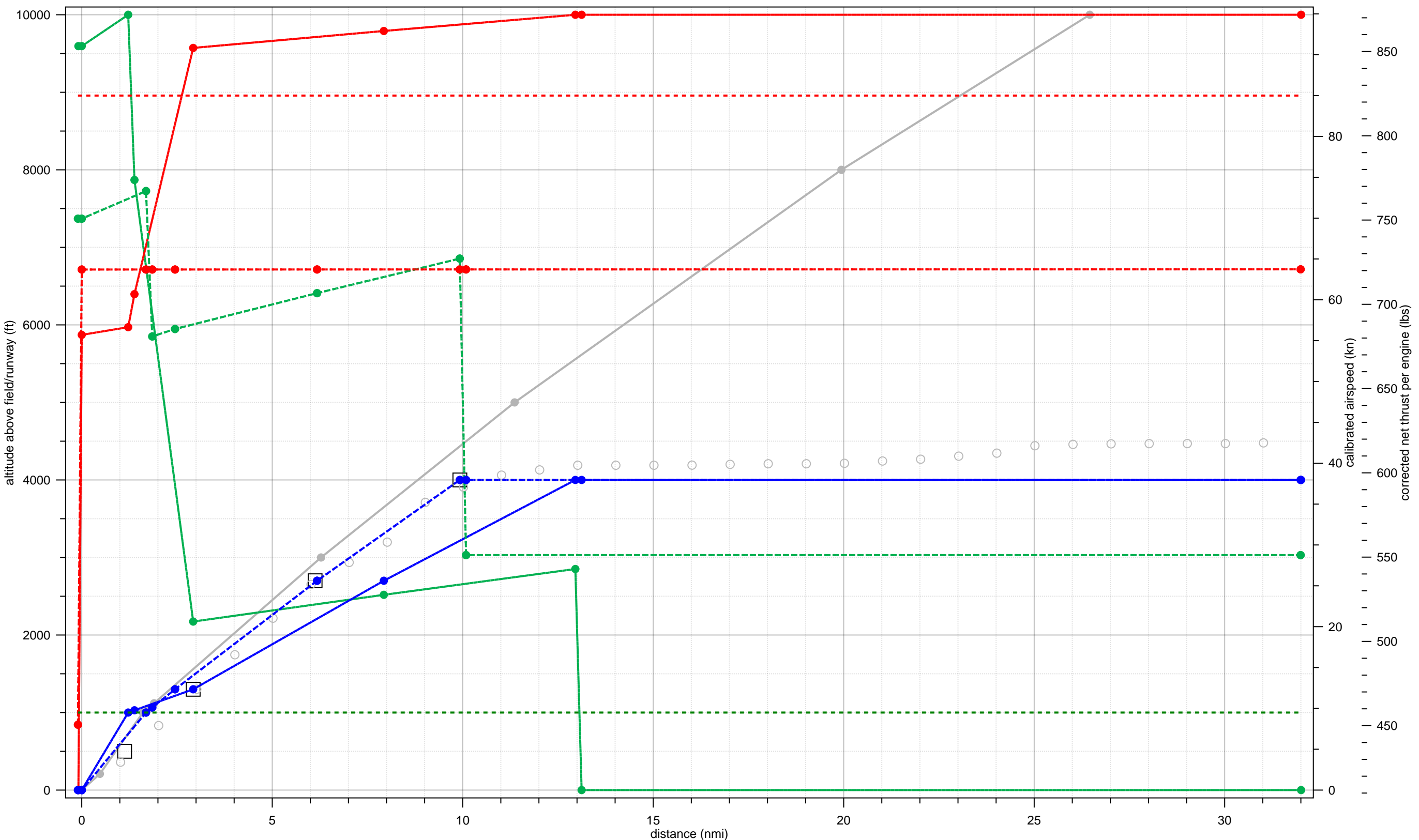
BEC58P fit to 54-D-C182-SP-1-4000-21to40-0to9 (Standard Weight = 71%)



CNA172 fit to 54-D-C182-SP-1-4000-21to40-0to9 (Standard Weight = 100%)

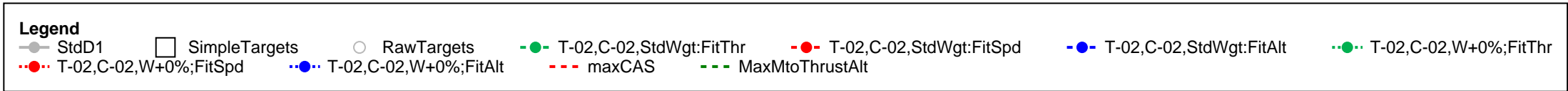
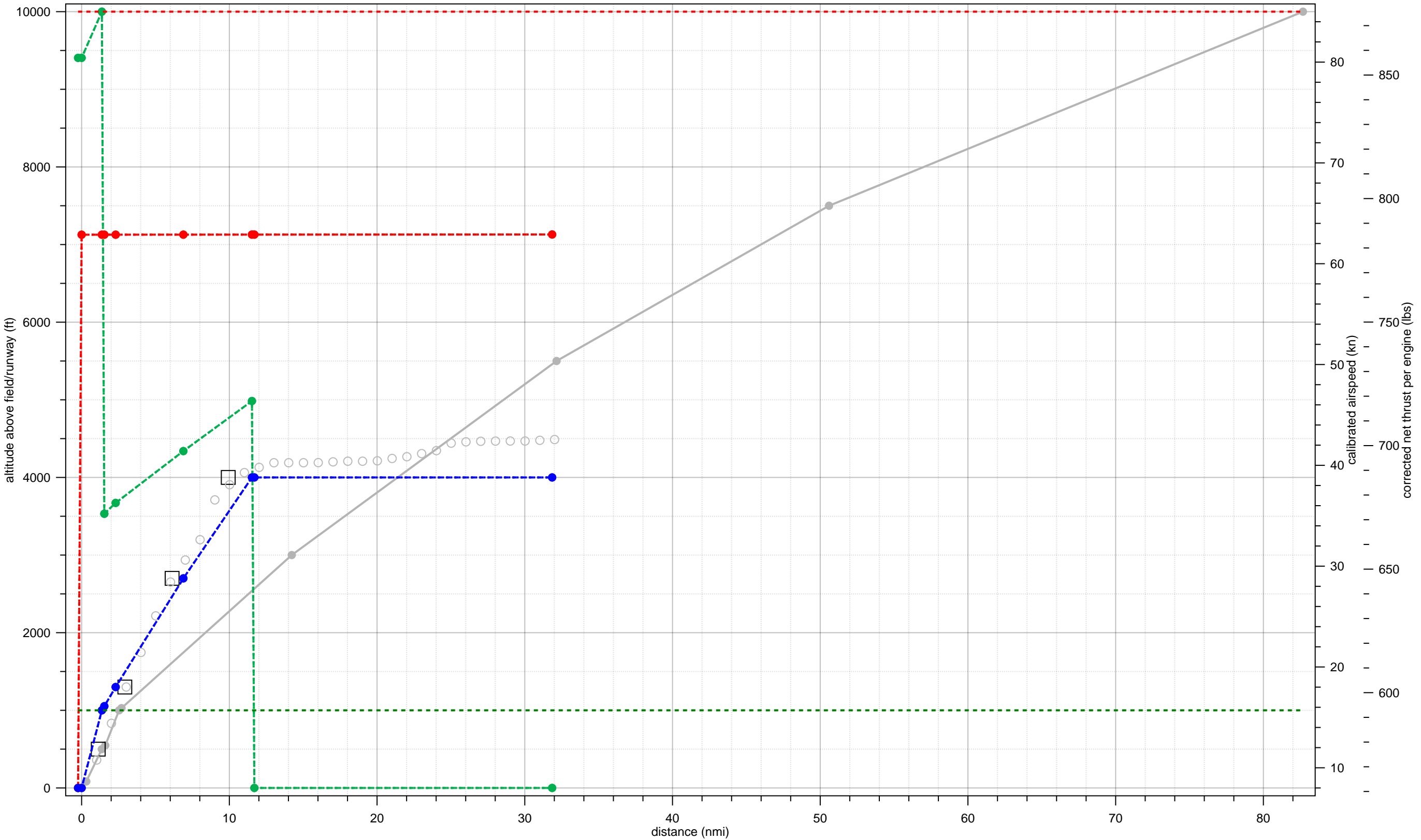


CNA182 fit to 54-D-C182-SP-1-4000-21to40-0to9 (Standard Weight = 100%)

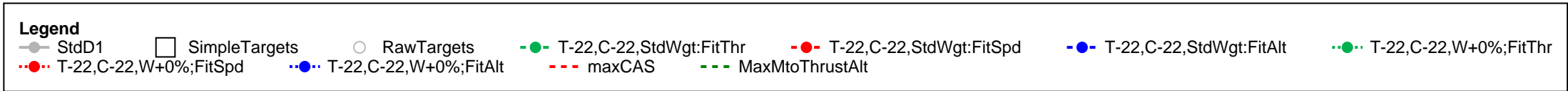
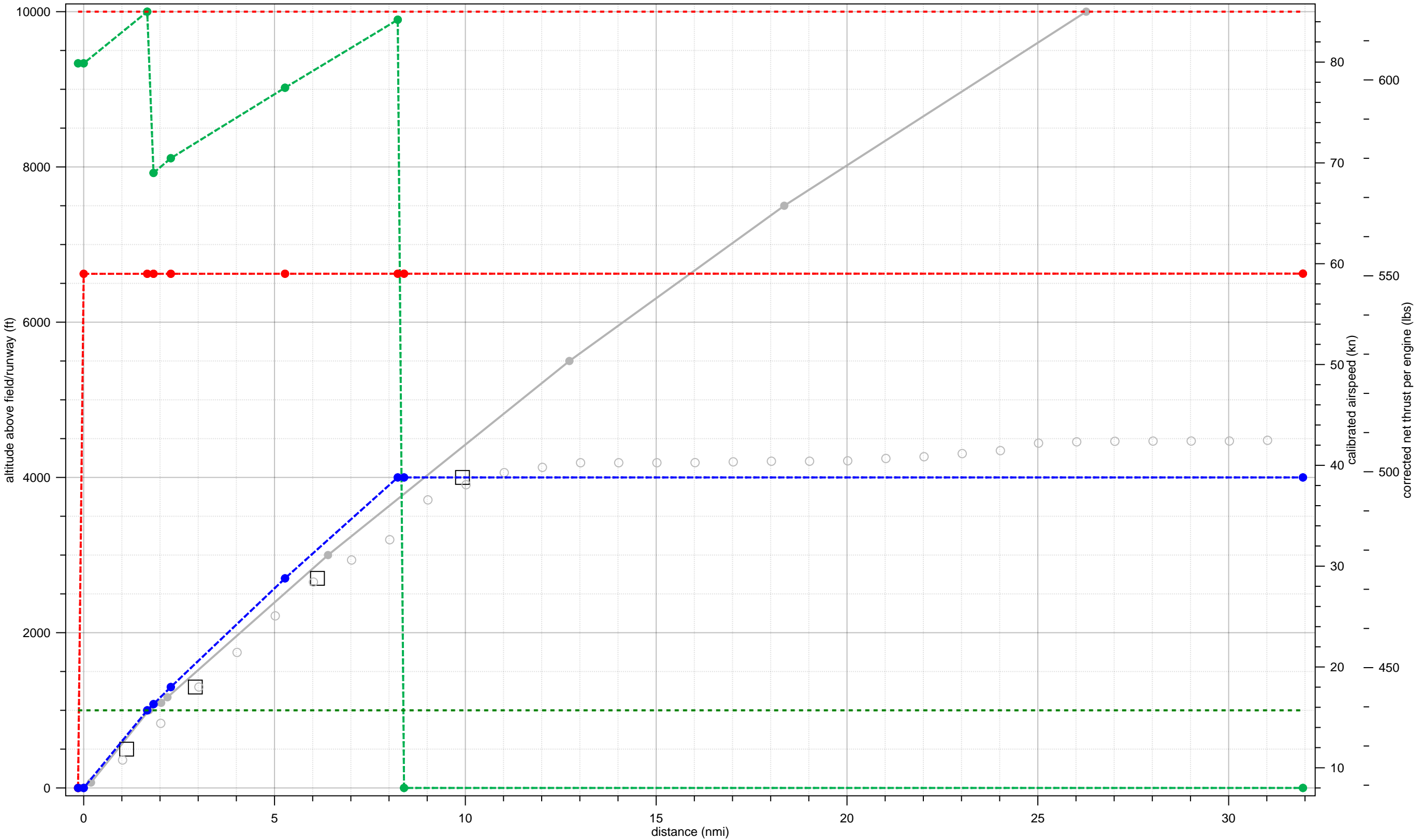


Legend									
StdD1	SimpleTargets	RawTargets	StdThr, StdWgt: FitThr	StdThr, StdWgt: FitSpd	StdThr, StdWgt: FitAlt	T-12, C-12, StdWgt: FitThr			
T-12, C-12, StdWgt: FitSpd	T-12, C-12, StdWgt: FitAlt	T-12, C-12, W+0%; FitThr	T-12, C-12, W+0%; FitSpd	T-12, C-12, W+0%; FitAlt	maxCAS	MaxMtoThrustAlt			

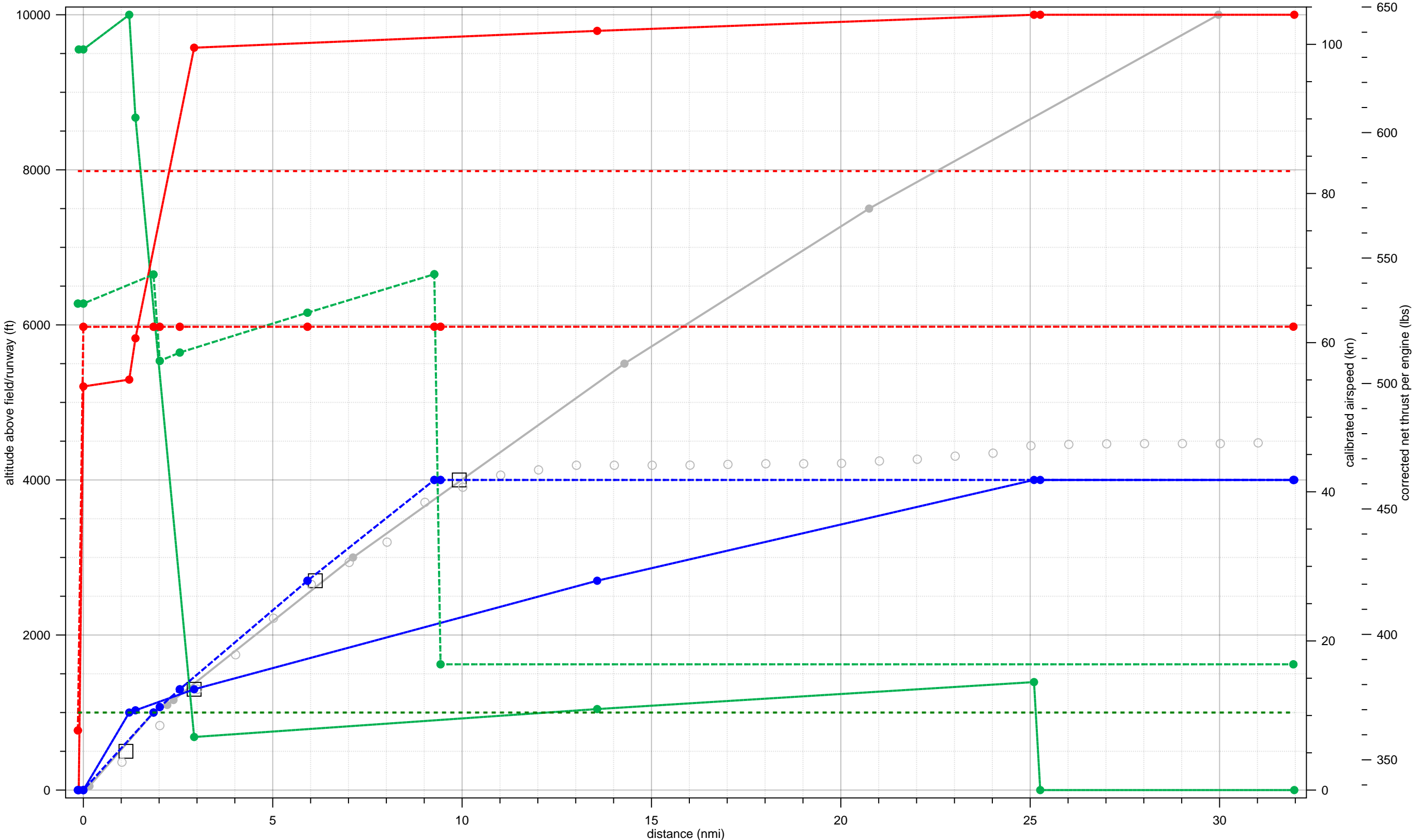
CNA182FLT fit to 54-D-C182-SP-1-4000-21to40-0to9 (Standard Weight = 100%)



COMSEP fit to 54-D-C182-SP-1-4000-21to40-0to9 (Standard Weight = 100%)

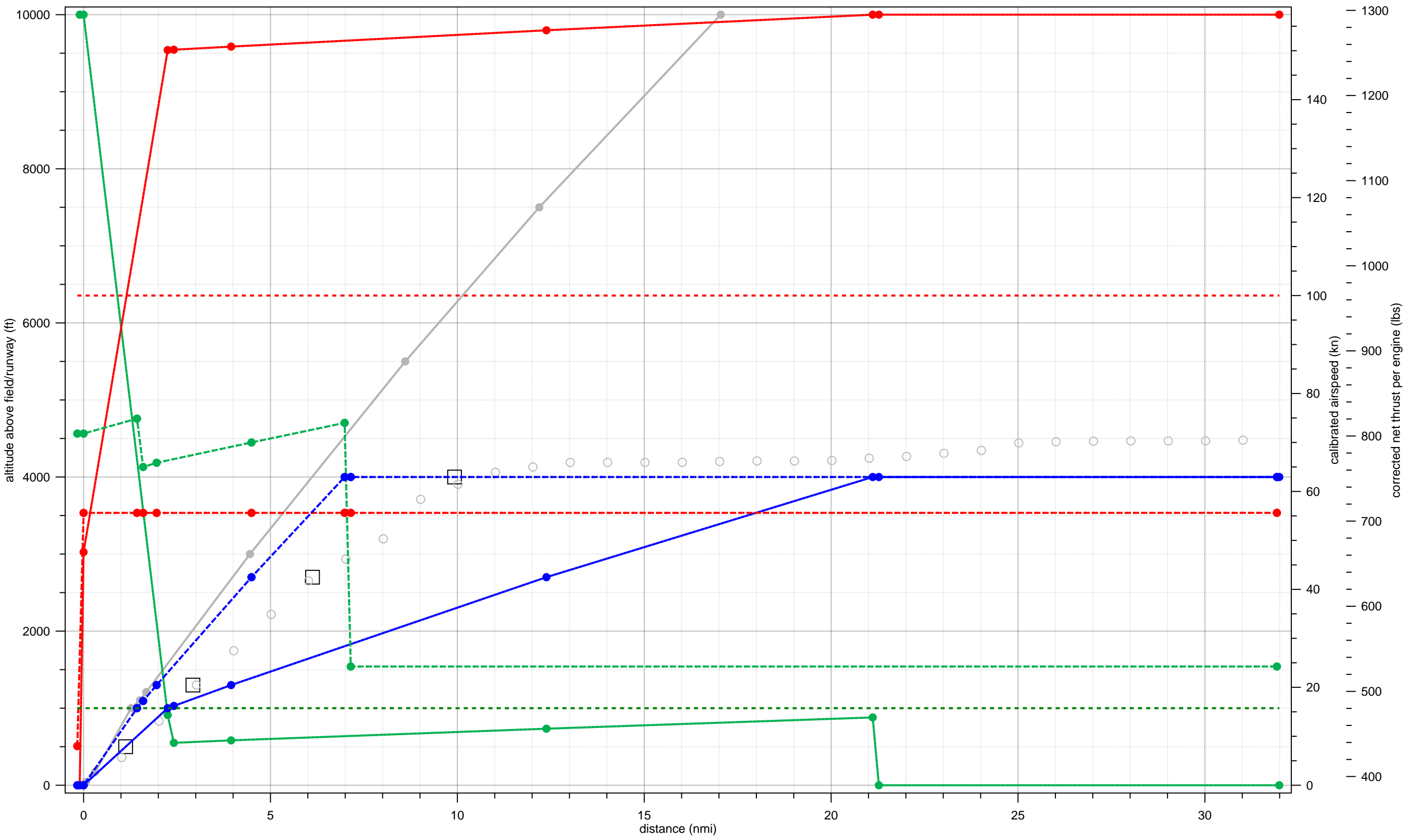


GASEPF fit to 54-D-C182-SP-1-4000-21to40-0to9 (Standard Weight = 100%)



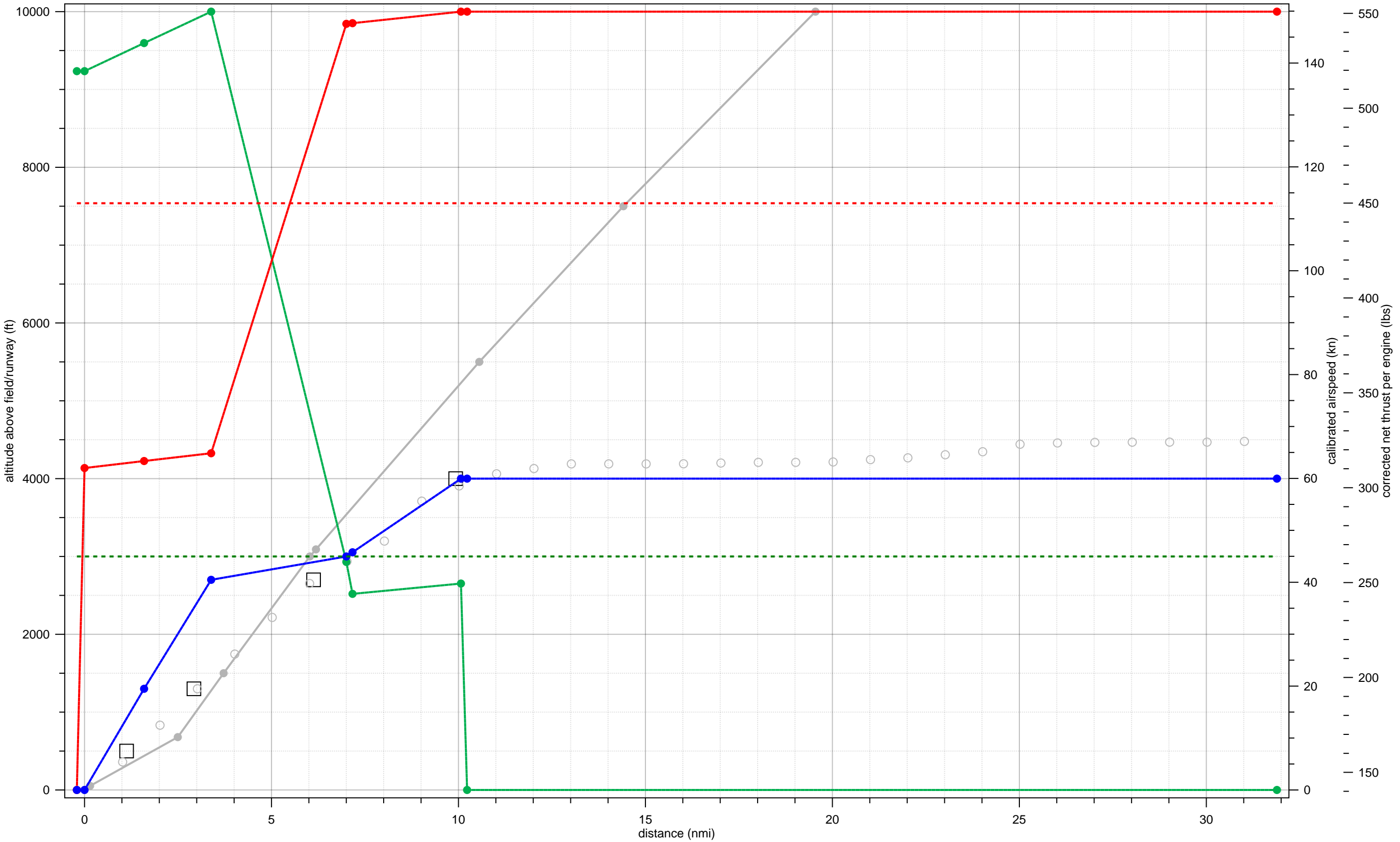
Legend									
—●— StdD1	□ SimpleTargets	○ RawTargets	—●— StdThr, StdWgt:FitThr	—●— StdThr, StdWgt:FitSpd	—●— StdThr, StdWgt:FitAlt	—●— T-16, C-16, StdWgt:FitThr			
—●— T-16, C-16, StdWgt:FitSpd	—●— T-16, C-16, StdWgt:FitAlt	—●— T-16, C-16, W+0%;FitThr	—●— T-16, C-16, W+0%;FitSpd	—●— T-16, C-16, W+0%;FitAlt	—●— T-16, C-16, W+0%;FitAlt	—●— maxCAS	—●— MaxMtoThrustAlt		

GASEPV fit to 54-D-C182-SP-1-4000-21to40-0to9 (Standard Weight = 100%)

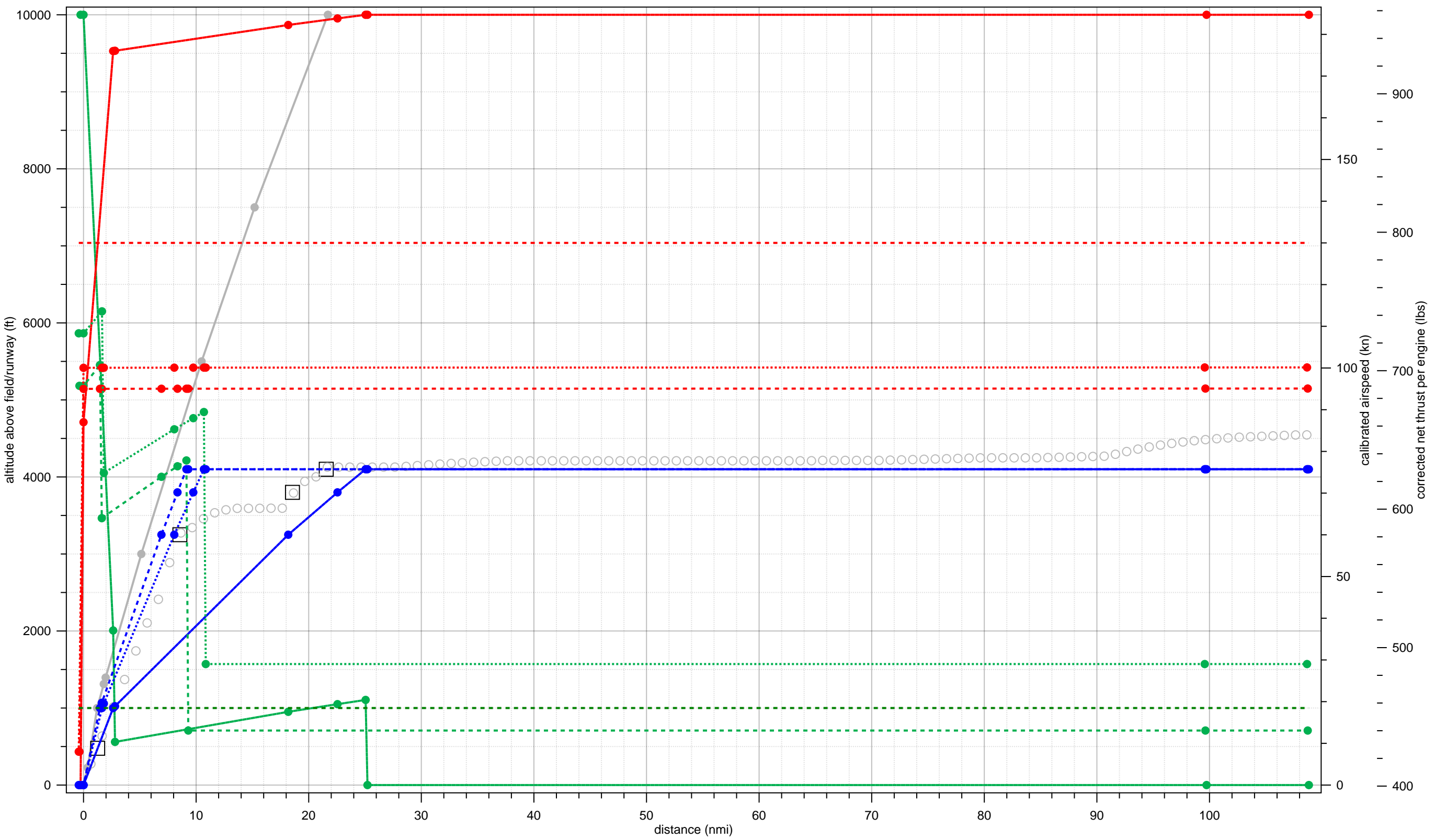


StdD1	SimpleTargets	RawTargets	StdThr,StdWgt:FitThr	StdThr,StdWgt:FitSpd	StdThr,StdWgt:FitAlt	T-38,C-38,StdWgt:FitThr
T-38,C-38,StdWgt:FitSpd	T-38,C-38,StdWgt:FitAlt	T-38,C-38,W+0%;FitThr	T-38,C-38,W+0%;FitSpd	T-38,C-38,W+0%;FitAlt	maxCAS	MaxMtoThrustAlt

PA30 fit to 54-D-C182-SP-1-4000-21to40-0to9 (Standard Weight = 100%)

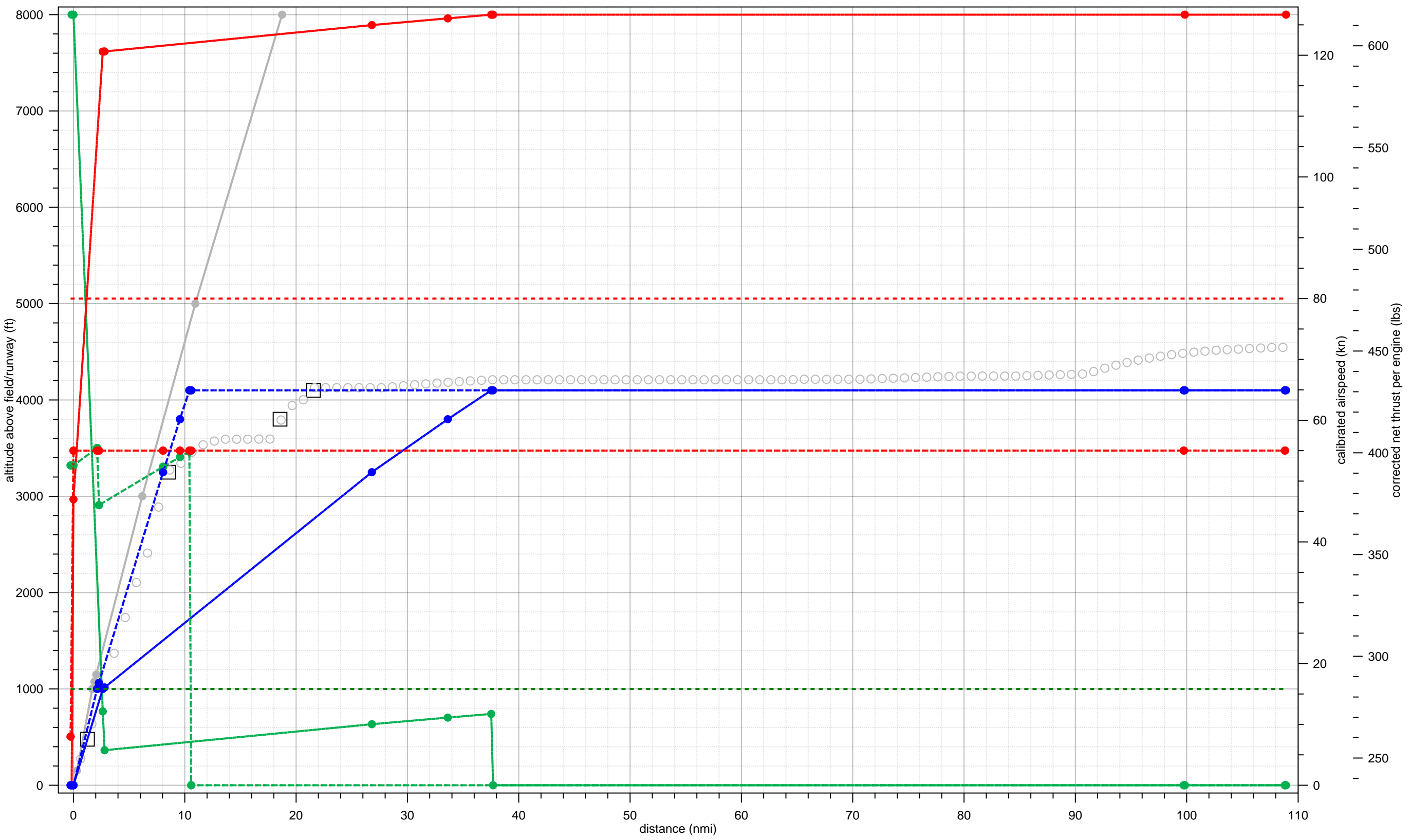


BEC58P fit to 55-D-C182-SP-1-4000-81andup-10to24 (Standard Weight = 71%)



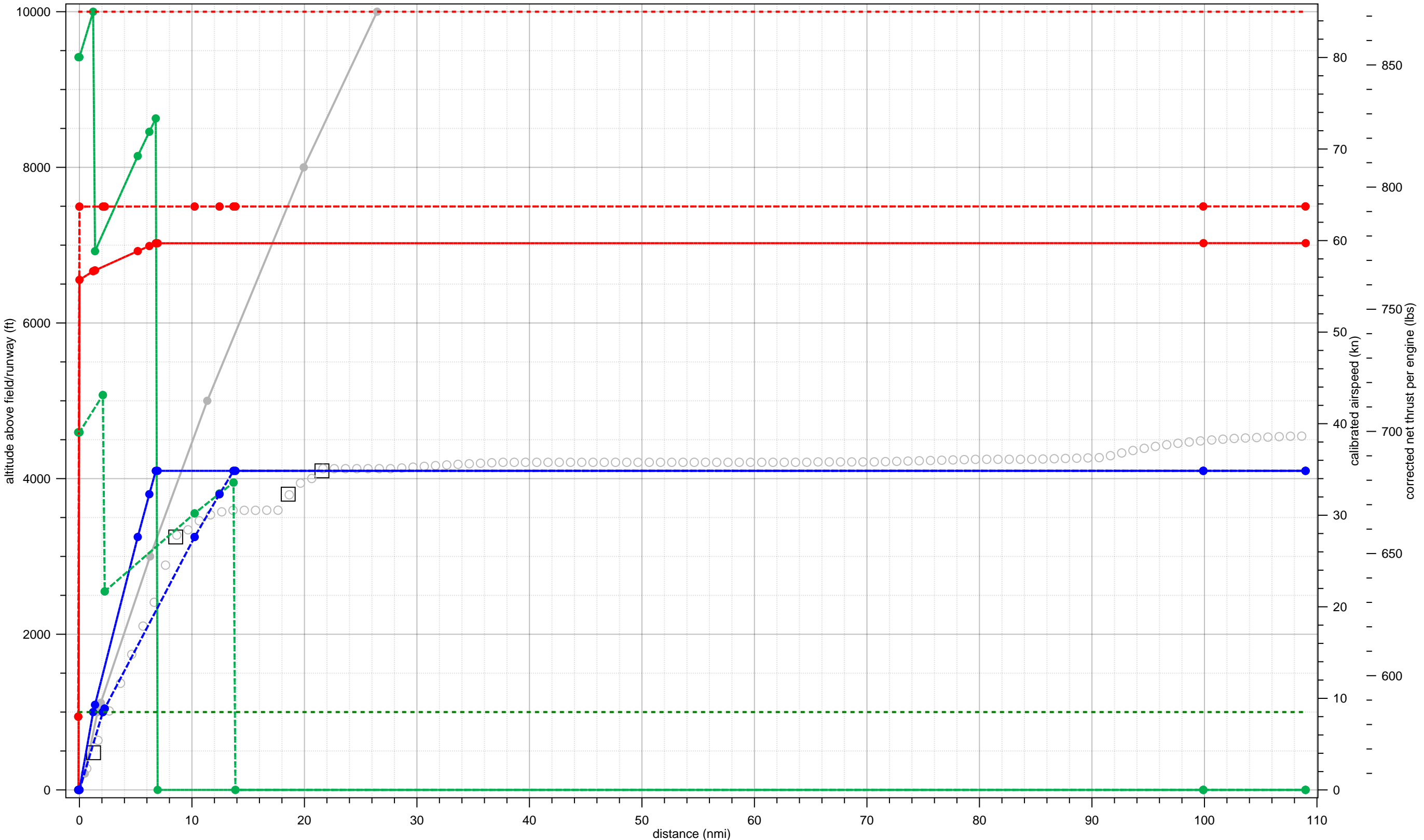
Legend							
—●— StdD1	□ SimpleTargets	○ RawTargets	—●— StdThr,StdWgt:FitThr	—●— StdThr,StdWgt:FitSpd	—●— StdThr,StdWgt:FitAlt	—●— T-28,C-28,StdWgt:FitThr	
—●— T-28,C-28,StdWgt:FitSpd	—●— T-28,C-28,StdWgt:FitAlt	—●— T-20,C-20,W+29%;FitThr	—●— T-20,C-20,W+29%;FitSpd	—●— T-20,C-20,W+29%;FitAlt	—●— T-20,C-20,W+29%;FitAlt	—●— T-20,C-20,W+29%;FitThr	—●— maxCAS
—●— MaxMtoThrustAlt							

CNA172 fit to 55-D-C182-SP-1-4000-81andup-10to24 (Standard Weight = 100%)



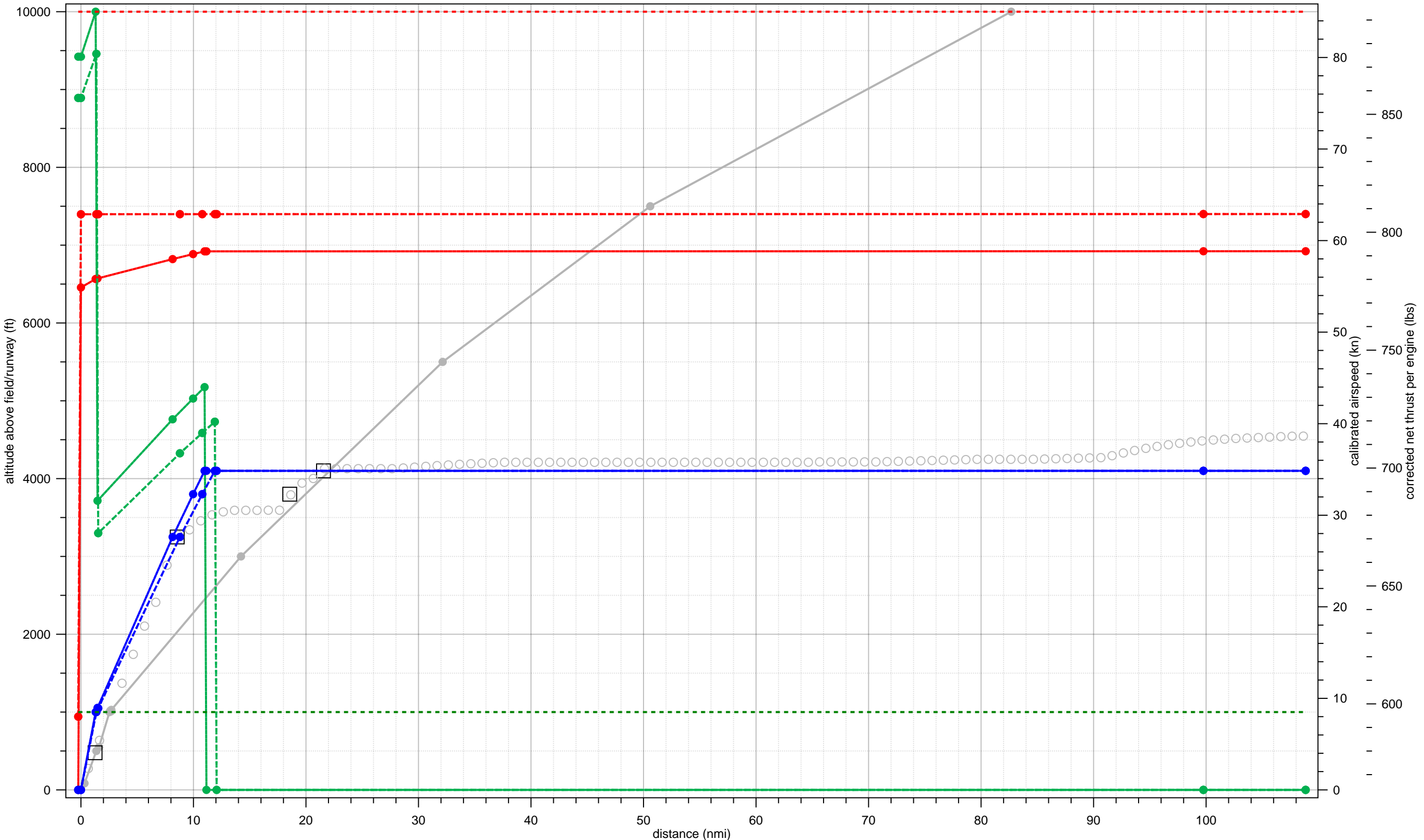
Legend									
StdD1	SimpleTargets	RawTargets	StdThr,StdWgt:FitThr	StdThr,StdWgt:FitSpd	StdThr,StdWgt:FitAlt	T-36,C-36,StdWgt:FitThr	T-36,C-36,StdWgt:FitSpd	T-36,C-36,StdWgt:FitAlt	MaxMtoThrustAlt
T-36,C-36,StdWgt:FitSpd	T-36,C-36,StdWgt:FitAlt	T-36,C-36,W+0%;FitThr	T-36,C-36,W+0%;FitSpd	T-36,C-36,W+0%;FitAlt	maxCAS				

CNA182 fit to 55-D-C182-SP-1-4000-81andup-10to24 (Standard Weight = 100%)



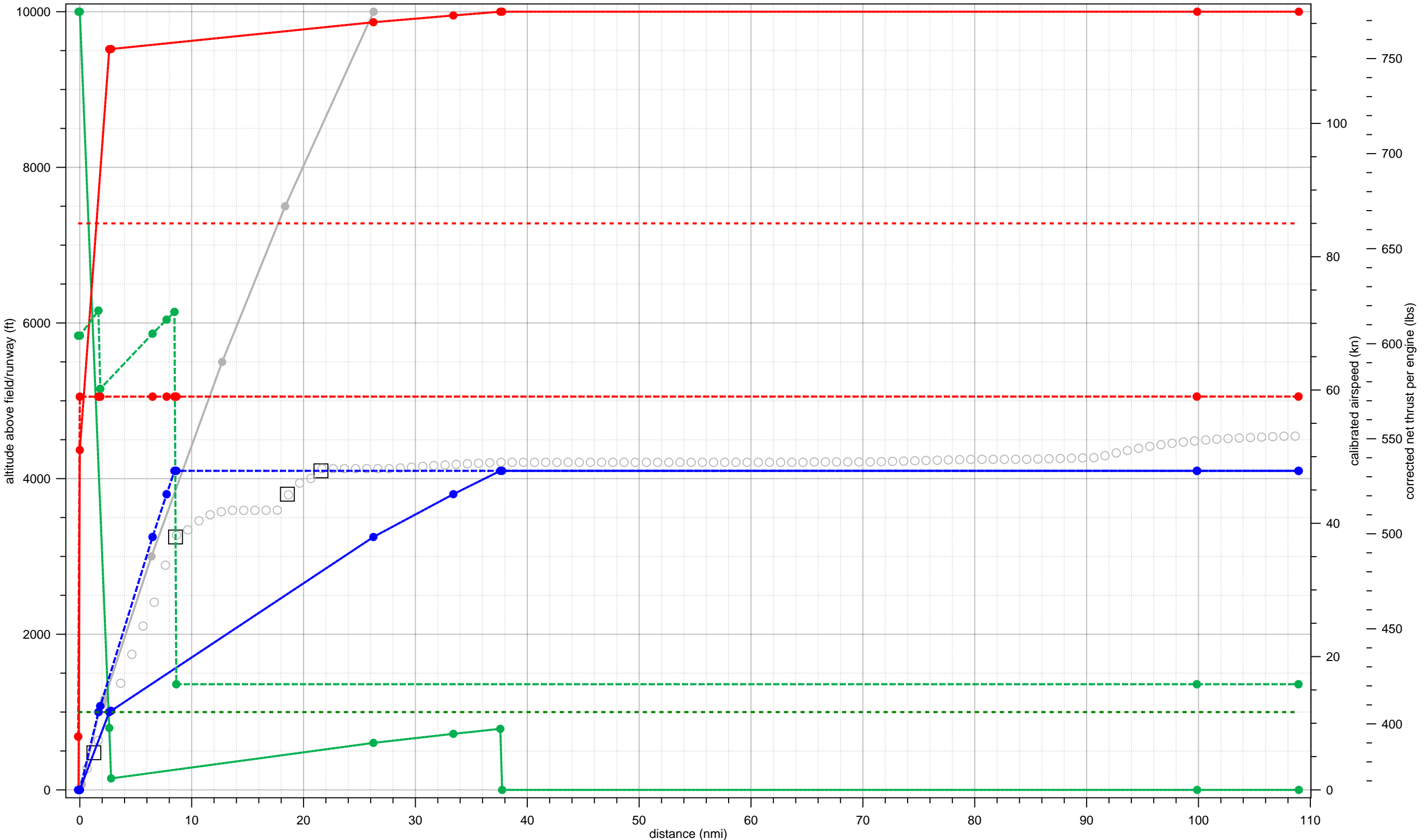
Legend									
—●— StdD1	□ SimpleTargets	○ RawTargets	—●— StdThr,StdWgt:FitThr	—●— StdThr,StdWgt:FitSpd	—●— StdThr,StdWgt:FitAlt	—●— T-18,C-18,StdWgt:FitThr			
—●— T-18,C-18,StdWgt:FitSpd	—●— T-18,C-18,StdWgt:FitAlt	—●— T-18,C-18,W+0%;FitThr	—●— T-18,C-18,W+0%;FitSpd	—●— T-18,C-18,W+0%;FitAlt	—●— T-18,C-18,W+0%;FitAlt	—●— T-18,C-18,W+0%;FitAlt	--- maxCAS	--- MaxMtoThrustAlt	

CNA182FLT fit to 55-D-C182-SP-1-4000-81andup-10to24 (Standard Weight = 100%)



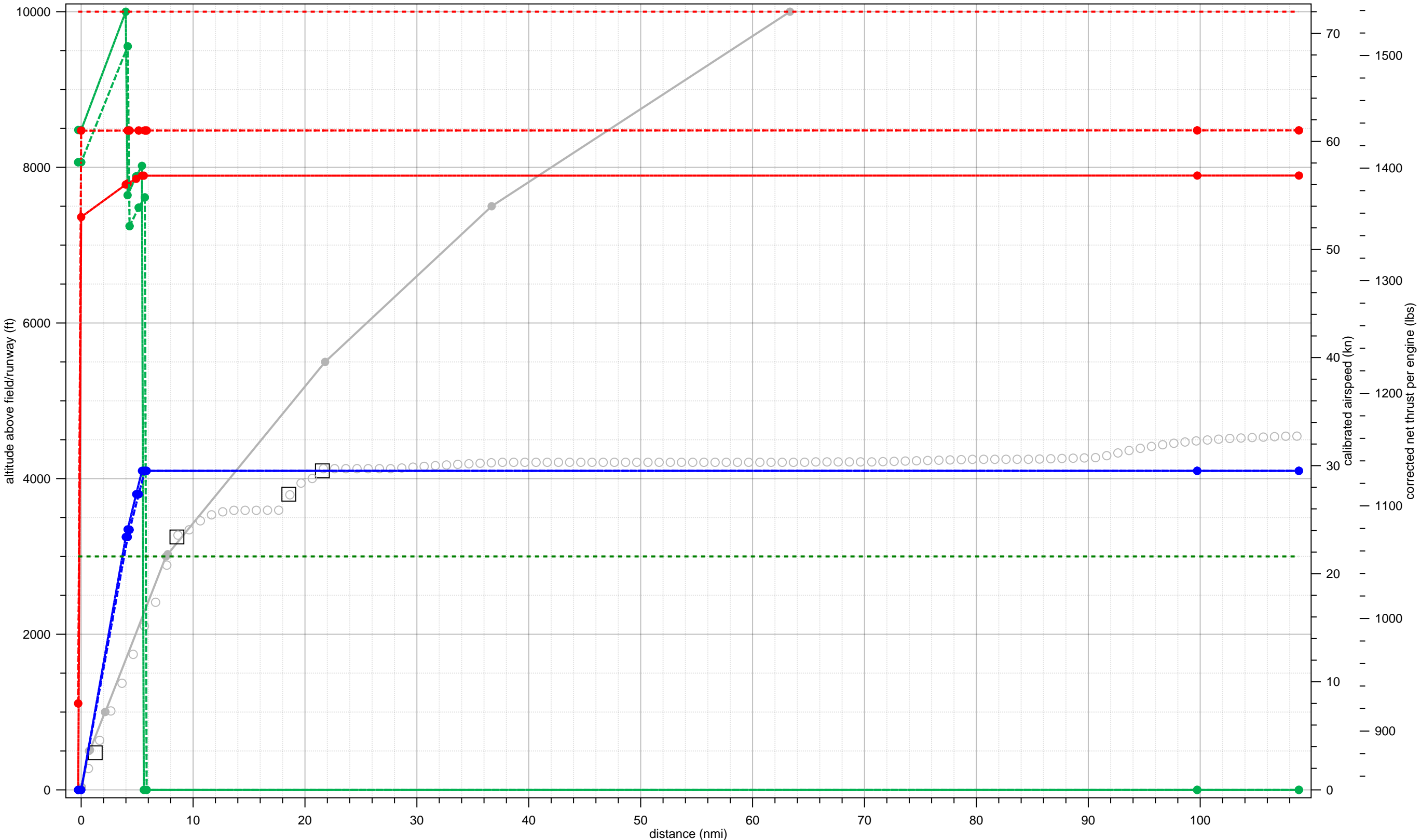
Legend									
StdD1	SimpleTargets	RawTargets	StdThr, StdWgt: FitThr	StdThr, StdWgt: FitSpd	StdThr, StdWgt: FitAlt	T-02, C-02, StdWgt: FitThr			
T-02, C-02, StdWgt: FitSpd	T-02, C-02, StdWgt: FitAlt	T-02, C-02, W+0%; FitThr	T-02, C-02, W+0%; FitSpd	T-02, C-02, W+0%; FitAlt	maxCAS	MaxMtoThrustAlt			

COMSEP fit to 55-D-C182-SP-1-4000-81andup-10to24 (Standard Weight = 100%)



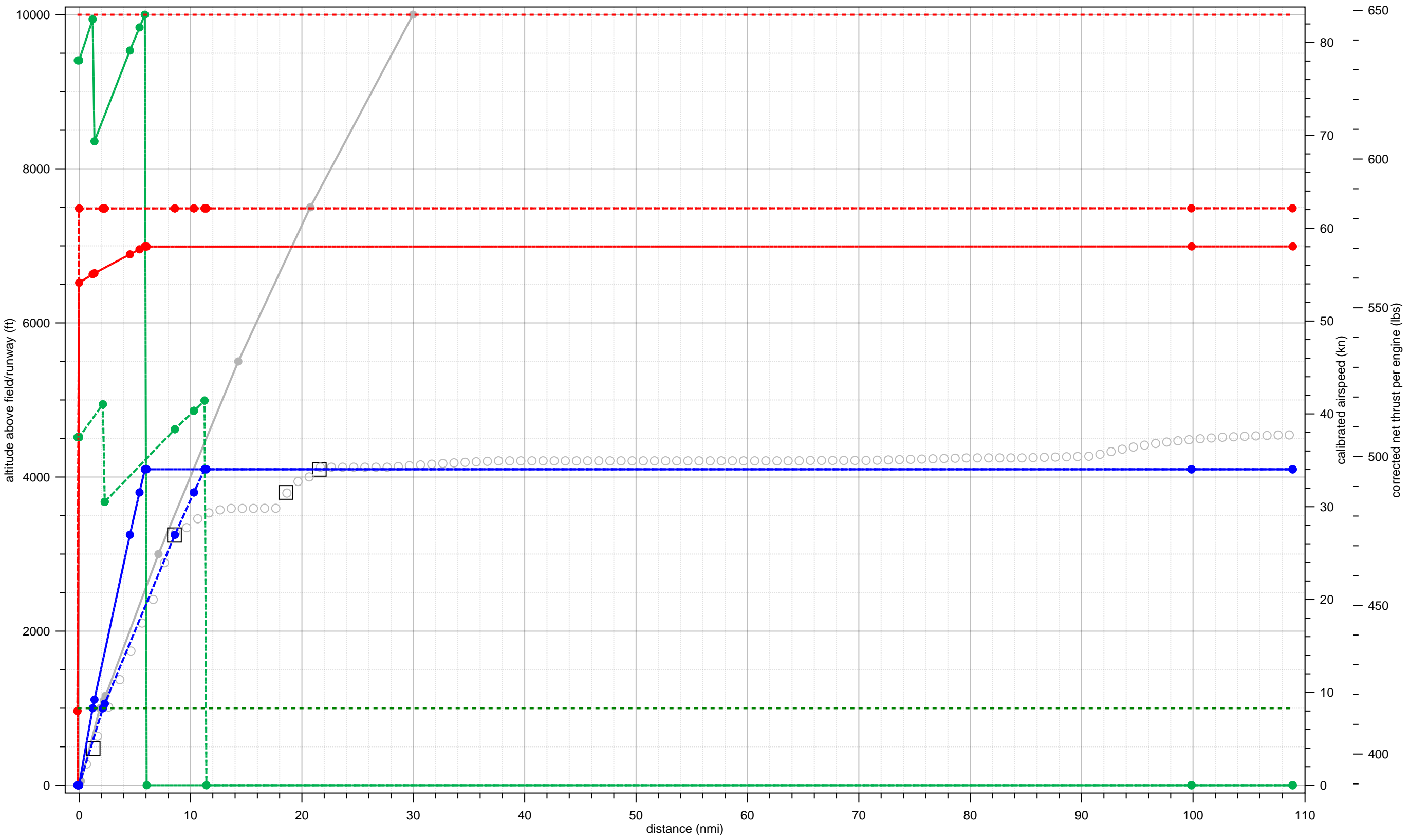
Legend									
—●— StdD1	□ SimpleTargets	○ RawTargets	—●— StdThr, StdWgt: FitThr	—●— StdThr, StdWgt: FitSpd	—●— StdThr, StdWgt: FitAlt	—●— T-22, C-22, StdWgt: FitThr			
—●— T-22, C-22, StdWgt: FitSpd	—●— T-22, C-22, StdWgt: FitAlt	—●— T-22, C-22, W+0%: FitThr	—●— T-22, C-22, W+0%: FitSpd	—●— T-22, C-22, W+0%: FitAlt	—●— maxCAS	—●— MaxMtoThrustAlt			

DHC-2FLT fit to 55-D-C182-SP-1-4000-81andup-10to24 (Standard Weight = 100%)



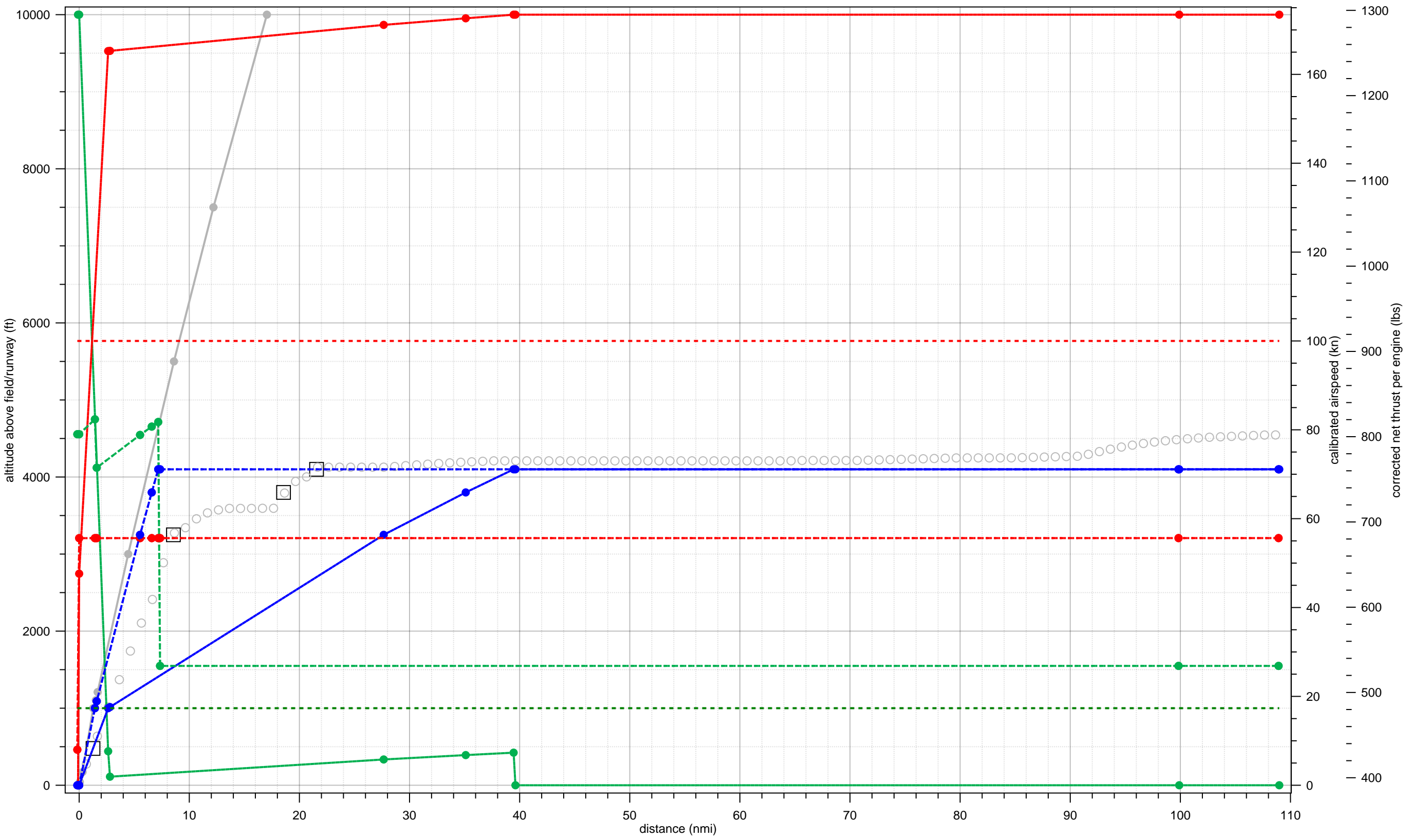
Legend													
StdD1	SimpleTargets	RawTargets	StdThr, StdWgt: FitThr	StdThr, StdWgt: FitSpd	StdThr, StdWgt: FitAlt	T-02, C-02, StdWgt: FitThr	T-02, C-02, StdWgt: FitSpd	T-02, C-02, StdWgt: FitAlt	T-02, C-02, W+0%: FitThr	T-02, C-02, W+0%: FitSpd	T-02, C-02, W+0%: FitAlt	maxCAS	MaxMtoThrustAlt

GASEPF fit to 55-D-C182-SP-1-4000-81andup-10to24 (Standard Weight = 100%)



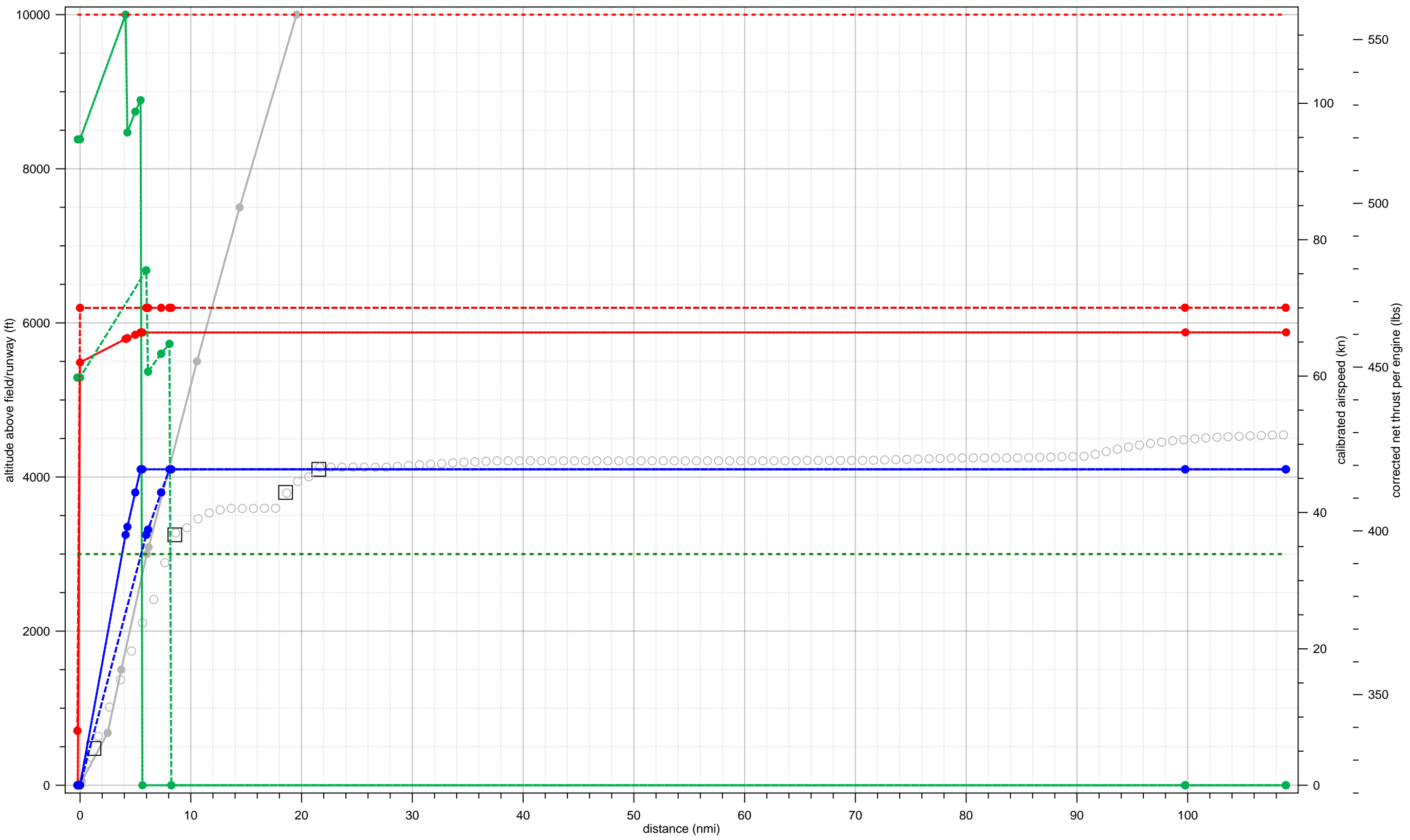
StdD1	SimpleTargets	RawTargets	StdThr, StdWgt: FitThr	StdThr, StdWgt: FitSpd	StdThr, StdWgt: FitAlt	T-20, C-20, StdWgt: FitThr
T-20, C-20, StdWgt: FitSpd	T-20, C-20, StdWgt: FitAlt	T-20, C-20, W+0%; FitThr	T-20, C-20, W+0%; FitSpd	T-20, C-20, W+0%; FitAlt	maxCAS	MaxMtoThrustAlt

GASEPV fit to 55-D-C182-SP-1-4000-81andup-10to24 (Standard Weight = 100%)



StdD1	SimpleTargets	RawTargets	StdThr,StdWgt:FitThr	StdThr,StdWgt:FitSpd	StdThr,StdWgt:FitAlt	T-38,C-38,StdWgt:FitThr
T-38,C-38,StdWgt:FitSpd	T-38,C-38,StdWgt:FitAlt	T-38,C-38,W+0%;FitThr	T-38,C-38,W+0%;FitSpd	T-38,C-38,W+0%;FitAlt	maxCAS	MaxMtoThrustAlt

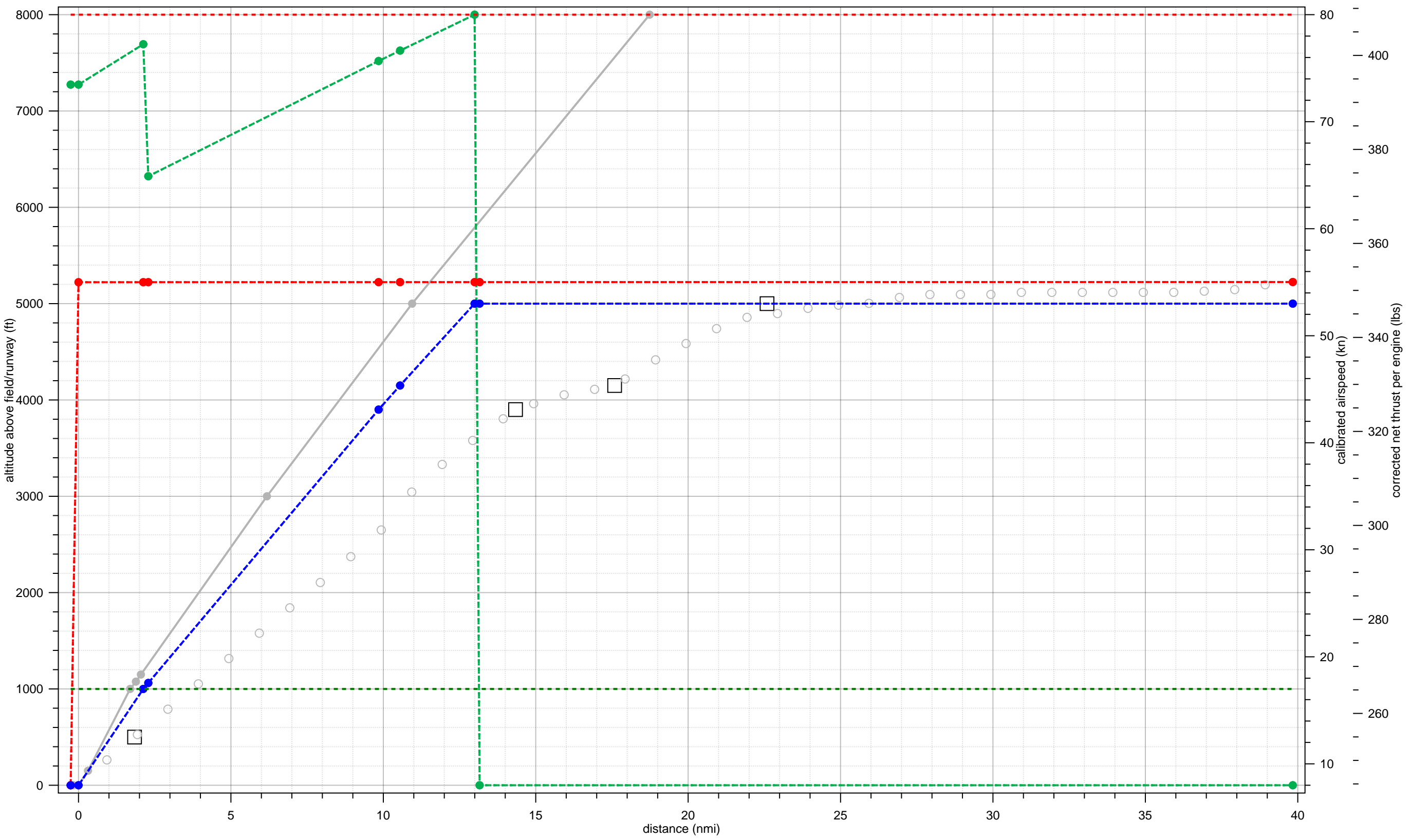
PA30 fit to 55-D-C182-SP-1-4000-81andup-10to24 (Standard Weight = 100%)



Legend

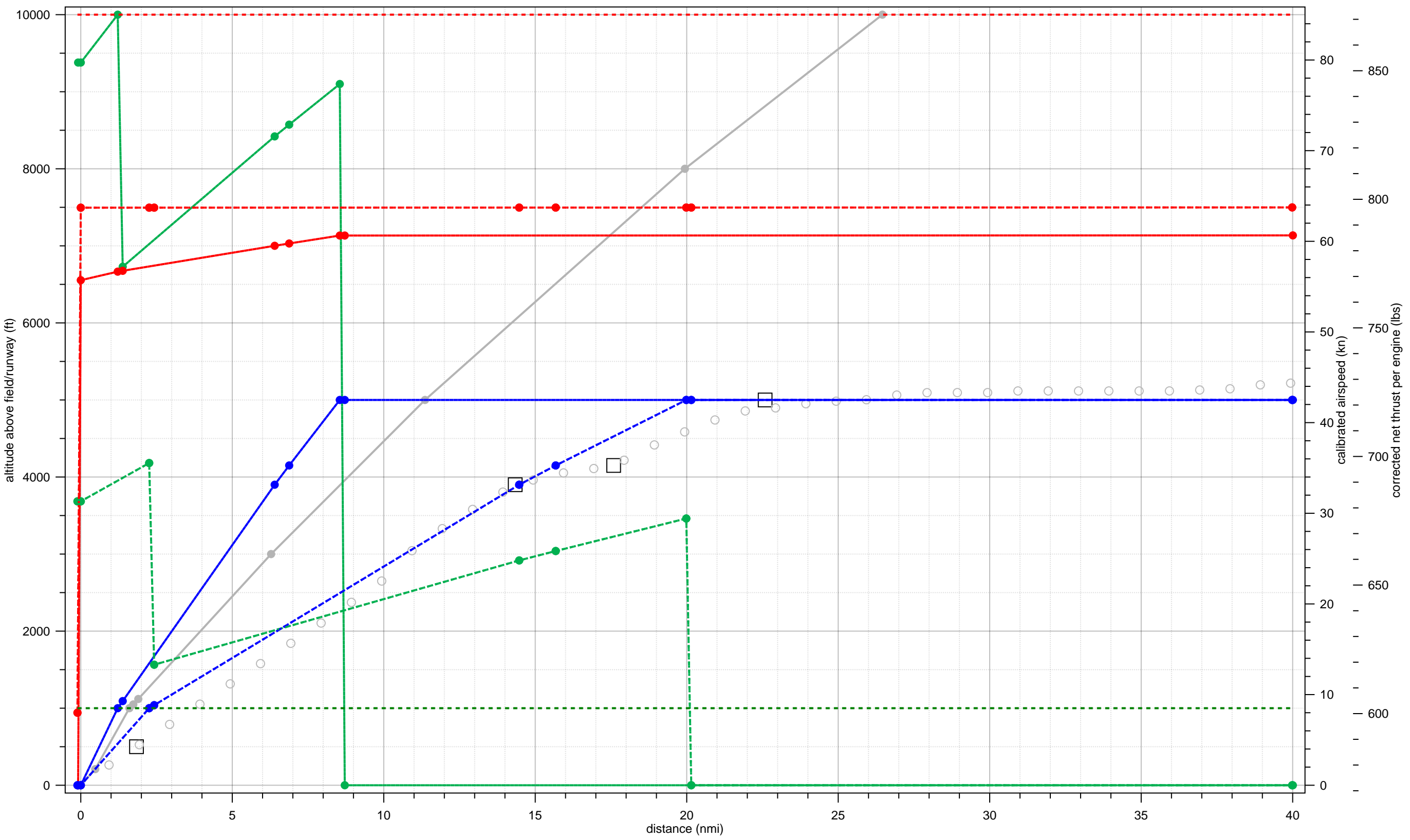
- StdD1 (Grey line with circles)
- SimpleTargets (Open square)
- RawTargets (Open circle)
- StdThr,StdWgt:FitThr (Green line with circles)
- StdThr,StdWgt:FitSpd (Red line with circles)
- StdThr,StdWgt:FitAlt (Blue line with circles)
- T-14,C-14,StdWgt:FitThr (Green dashed line with circles)
- T-14,C-14,StdWgt:FitSpd (Red dashed line with circles)
- T-14,C-14,StdWgt:FitAlt (Blue dashed line with circles)
- T-14,C-14,W+0%;FitThr (Green dotted line with circles)
- T-14,C-14,W+0%;FitSpd (Red dotted line with circles)
- T-14,C-14,W+0%;FitAlt (Blue dotted line with circles)
- maxCAS (Red dashed horizontal line)
- MaxMtoThrustAlt (Green dashed horizontal line)

CNA172 fit to 56-D-C182-SP-1-5000-21to40-10to24 (Standard Weight = 100%)



Legend						
—●— StdD1	□ SimpleTargets	○ RawTargets	-●- T-36,C-36,StdWgt:FitThr	-●- T-36,C-36,StdWgt:FitSpd	-●- T-36,C-36,StdWgt:FitAlt	-●- T-36,C-36,W+0%;FitThr
-●- T-36,C-36,W+0%;FitSpd	-●- T-36,C-36,W+0%;FitAlt	- - - maxCAS	- - - MaxMtoThrustAlt			

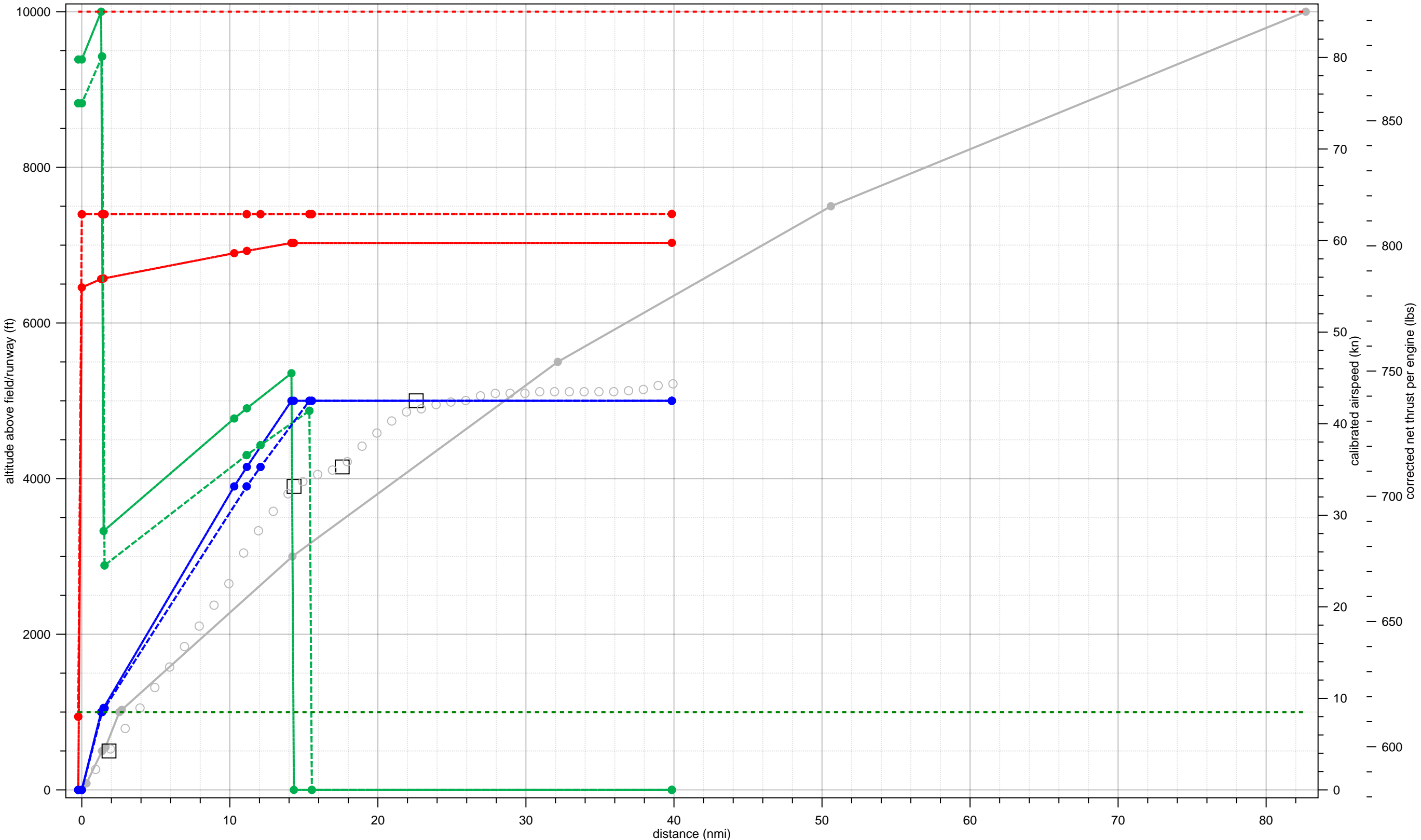
CNA182 fit to 56-D-C182-SP-1-5000-21to40-10to24 (Standard Weight = 100%)



Legend

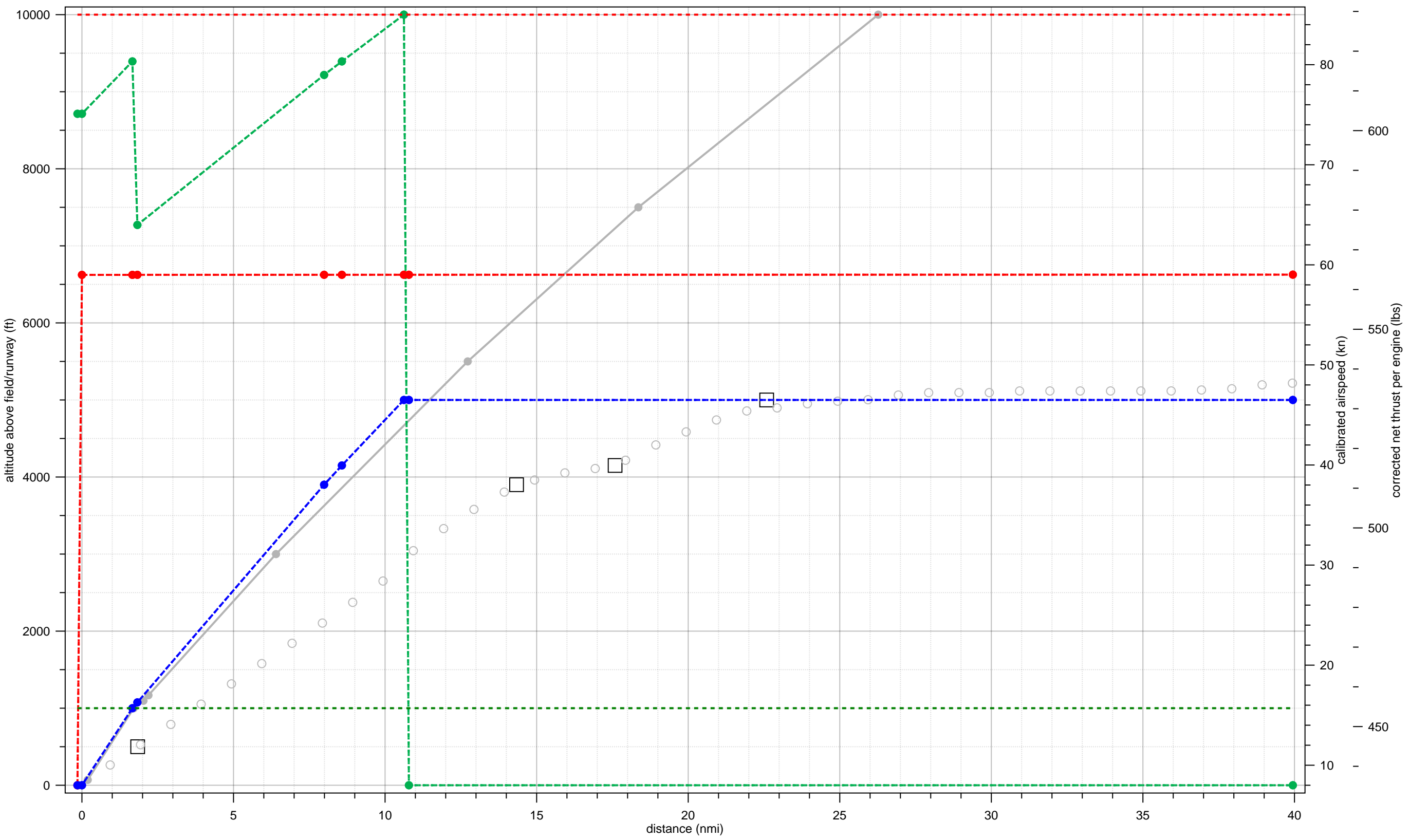
- StdD1 (Solid Grey Line)
- SimpleTargets (Open Square)
- RawTargets (Open Circle)
- StdThr, StdWgt: FitThr (Solid Green Line)
- StdThr, StdWgt: FitSpd (Solid Red Line)
- StdThr, StdWgt: FitAlt (Solid Blue Line)
- T-20, C-20, StdWgt: FitThr (Dashed Green Line)
- T-20, C-20, StdWgt: FitSpd (Dashed Red Line)
- T-20, C-20, StdWgt: FitAlt (Dashed Blue Line)
- T-20, C-20, W+0%; FitThr (Dotted Green Line)
- T-20, C-20, W+0%; FitSpd (Dotted Red Line)
- T-20, C-20, W+0%; FitAlt (Dotted Blue Line)
- maxCAS (Dashed Red Line)
- MaxMtoThrustAlt (Dashed Green Line)

CNA182FLT fit to 56-D-C182-SP-1-5000-21to40-10to24 (Standard Weight = 100%)



StdD1	SimpleTargets	RawTargets	StdThr, StdWgt: FitThr	StdThr, StdWgt: FitSpd	StdThr, StdWgt: FitAlt	T-02, C-02, StdWgt: FitThr
T-02, C-02, StdWgt: FitSpd	T-02, C-02, StdWgt: FitAlt	T-02, C-02, W+0%; FitThr	T-02, C-02, W+0%; FitSpd	T-02, C-02, W+0%; FitAlt	maxCAS	MaxMtoThrustAlt

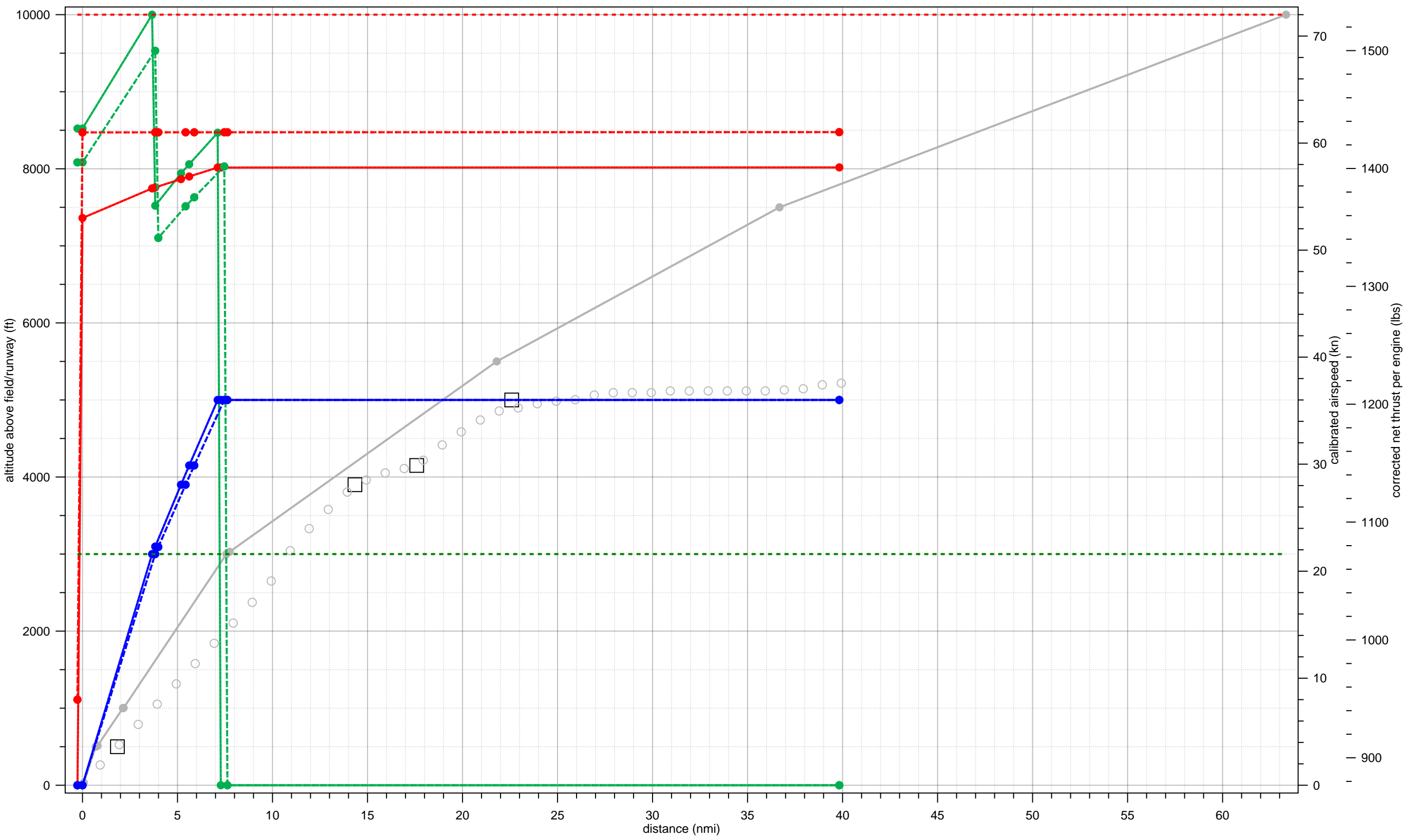
COMSEP fit to 56-D-C182-SP-1-5000-21to40-10to24 (Standard Weight = 100%)



Legend

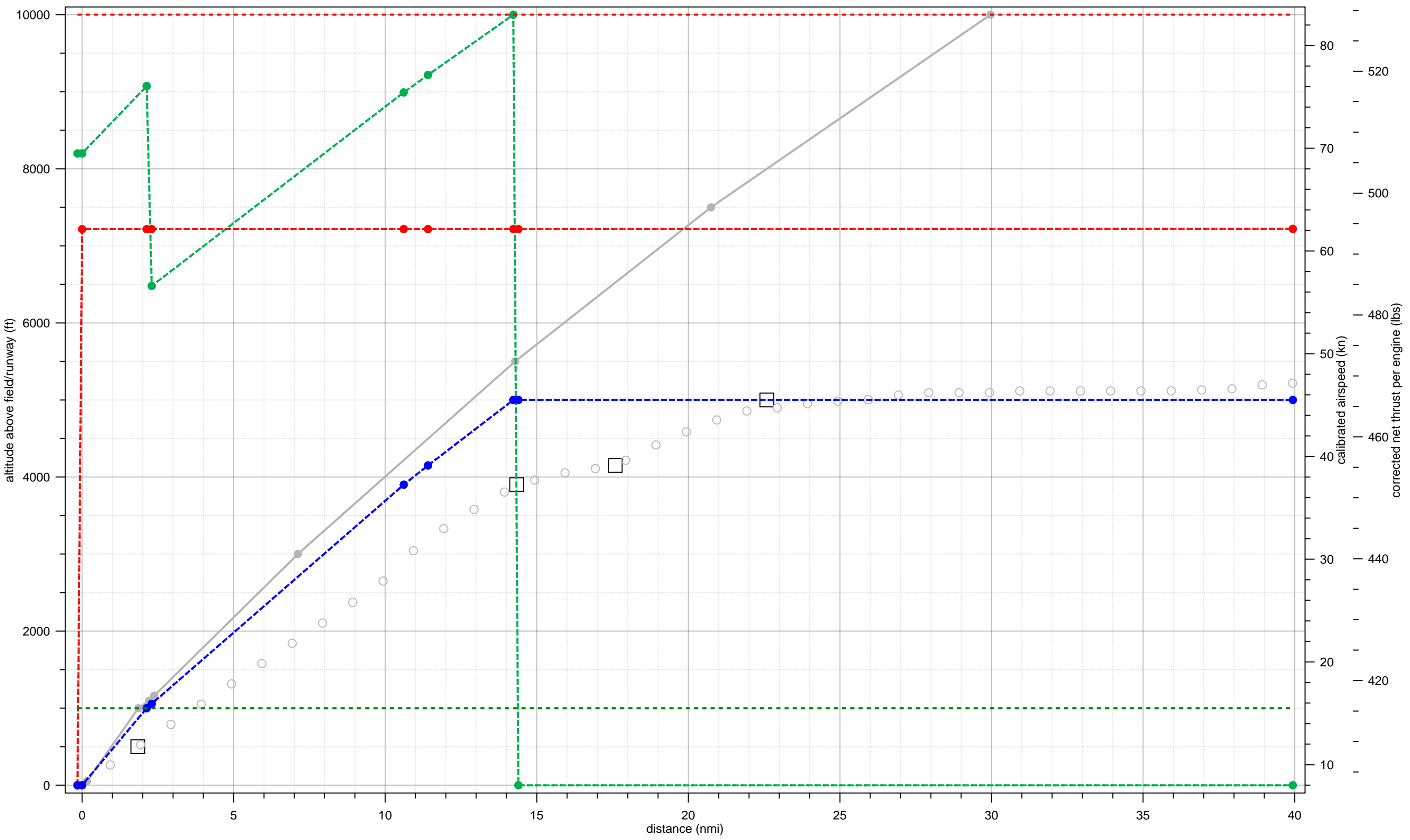
- StdD1 (solid grey line with circles)
- SimpleTargets (open squares)
- RawTargets (open circles)
- T-22, C-22, StdWgt:FitThr (dashed green line with circles)
- T-22, C-22, StdWgt:FitSpd (dashed red line with circles)
- T-22, C-22, StdWgt:FitAlt (dashed blue line with circles)
- T-22, C-22, W+0%;FitThr (dotted green line with circles)
- T-22, C-22, W+0%;FitSpd (dotted red line with circles)
- T-22, C-22, W+0%;FitAlt (dotted blue line with circles)
- maxCAS (dashed red line)
- MaxMtoThrustAlt (dashed green line)

DHC-2FLT fit to 56-D-C182-SP-1-5000-21to40-10to24 (Standard Weight = 100%)



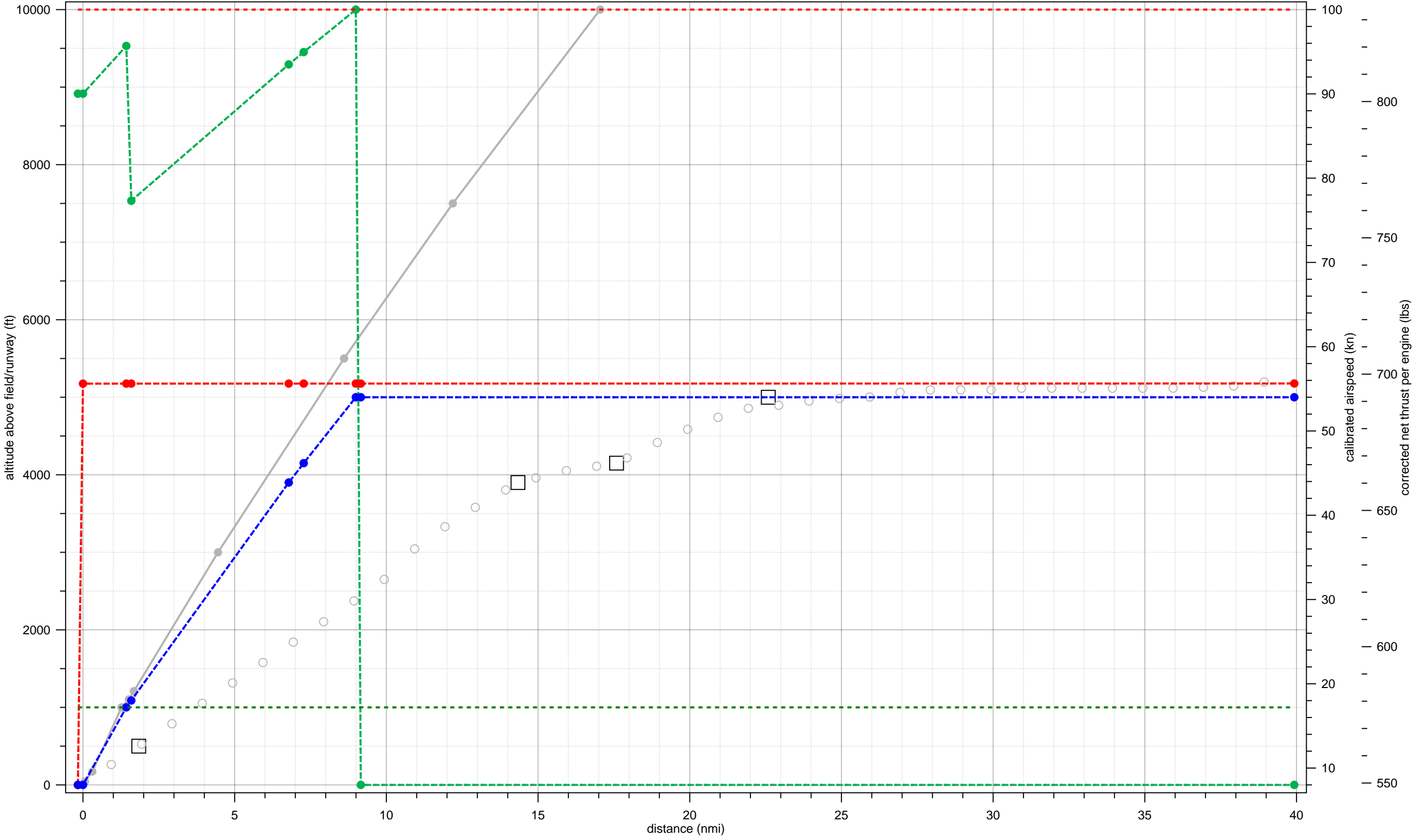
Legend									
—●— StdD1	□ SimpleTargets	○ RawTargets	—●— StdThr,StdWgt:FitThr	—●— StdThr,StdWgt:FitSpd	—●— StdThr,StdWgt:FitAlt	—●— T-02,C-02,StdWgt:FitThr			
—●— T-02,C-02,StdWgt:FitSpd	—●— T-02,C-02,StdWgt:FitAlt	—●— T-02,C-02,W+0%;FitThr	—●— T-02,C-02,W+0%;FitSpd	—●— T-02,C-02,W+0%;FitAlt	—●— maxCAS	—●— MaxMtoThrustAlt			

GASEPF fit to 56-D-C182-SP-1-5000-21to40-10to24 (Standard Weight = 100%)



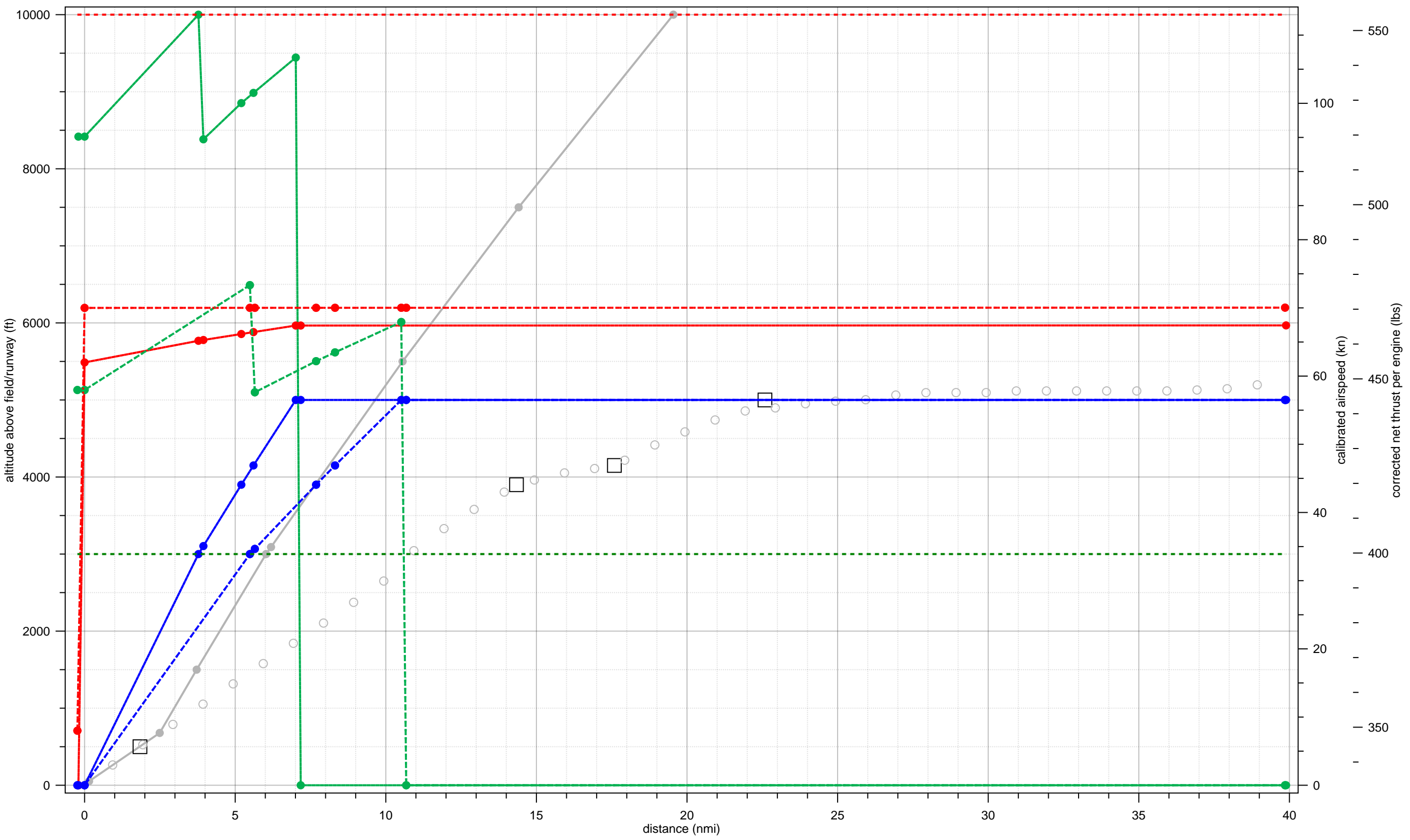
Legend						
—●— StdD1	□ SimpleTargets	○ RawTargets	-●- T-20,C-20,StdWgt:FitThr	-●- T-20,C-20,StdWgt:FitSpd	-●- T-20,C-20,StdWgt:FitAlt	-●- T-20,C-20,W+0%;FitThr
-●- T-20,C-20,W+0%;FitSpd	-●- T-20,C-20,W+0%;FitAlt	- - - maxCAS	- - - MaxMtoThrustAlt			

GASEPV fit to 56-D-C182-SP-1-5000-21to40-10to24 (Standard Weight = 100%)



StdD1	SimpleTargets	RawTargets	T-38,C-38,StdWgt:FitThr	T-38,C-38,StdWgt:FitSpd	T-38,C-38,StdWgt:FitAlt	T-38,C-38,W+0%:FitThr
T-38,C-38,W+0%:FitSpd	T-38,C-38,W+0%:FitAlt	maxCAS	MaxMtoThrustAlt			

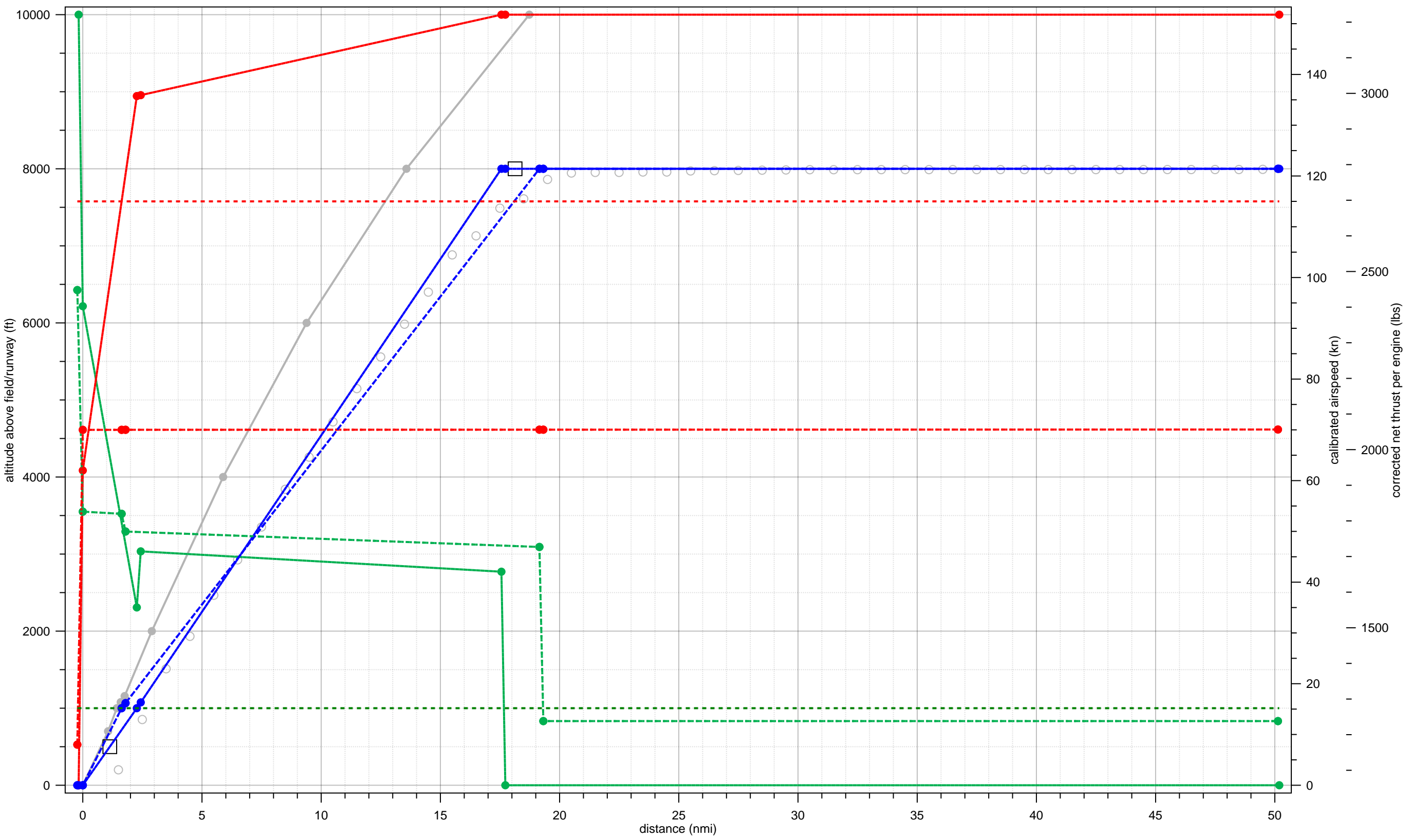
PA30 fit to 56-D-C182-SP-1-5000-21to40-10to24 (Standard Weight = 100%)



Legend

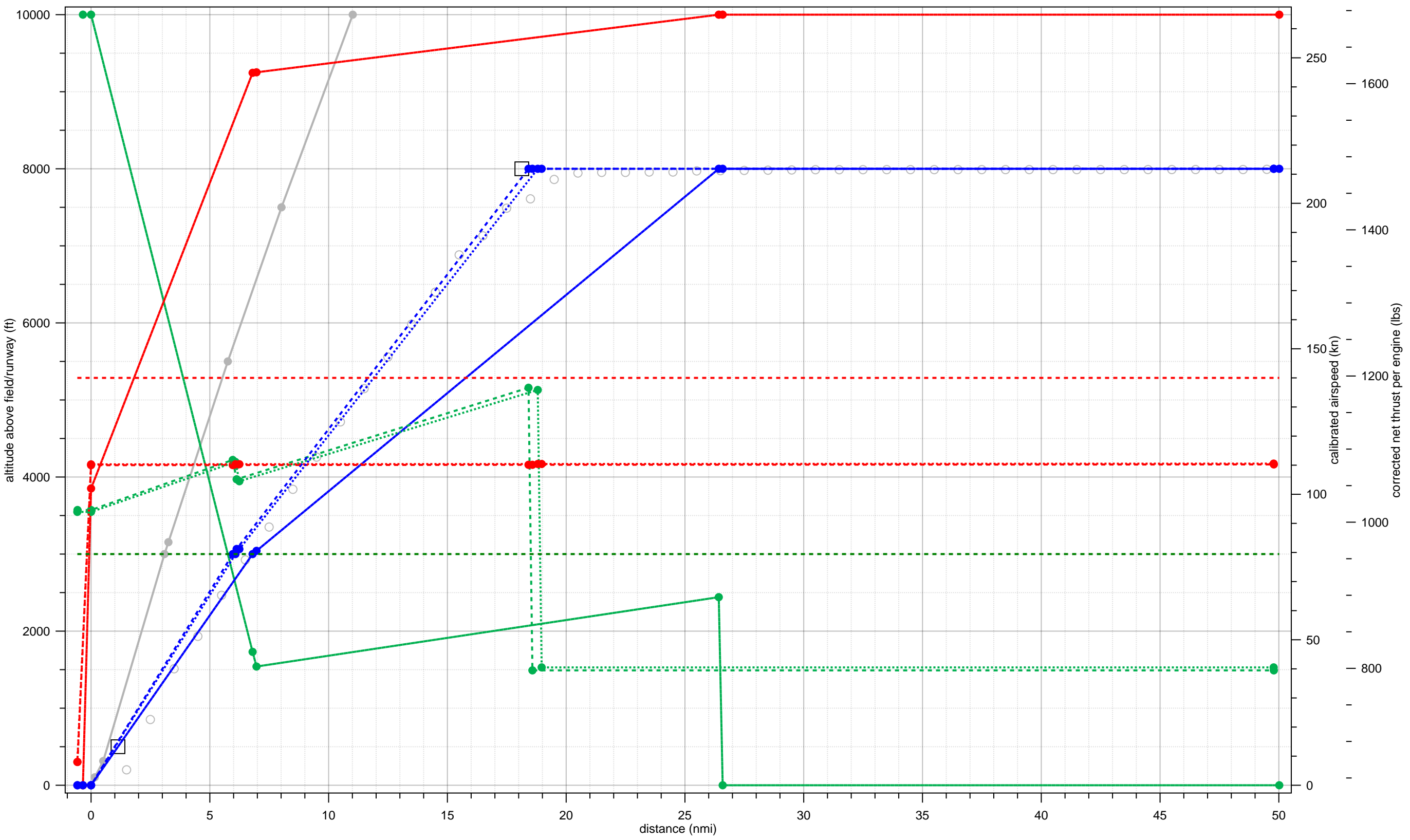
- StdD1 (solid grey line with circles)
- SimpleTargets (open square)
- RawTargets (open circle)
- StdThr, StdWgt: FitThr (solid green line with circles)
- StdThr, StdWgt: FitSpd (solid red line with circles)
- StdThr, StdWgt: FitAlt (solid blue line with circles)
- T-14, C-14, StdWgt: FitThr (dashed green line with circles)
- T-14, C-14, StdWgt: FitSpd (dashed red line with circles)
- T-14, C-14, StdWgt: FitAlt (dashed blue line with circles)
- T-14, C-14, W+0%: FitThr (dotted green line with circles)
- T-14, C-14, W+0%: FitSpd (dotted red line with circles)
- T-14, C-14, W+0%: FitAlt (dotted blue line with circles)
- maxCAS (dashed red horizontal line)
- MaxMtoThrustAlt (dashed green horizontal line)

CNA208 fit to 58-D-E120-ST-1-8000-30to39-15to24 (Standard Weight = 100%)



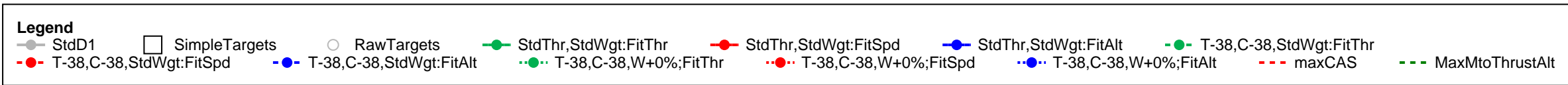
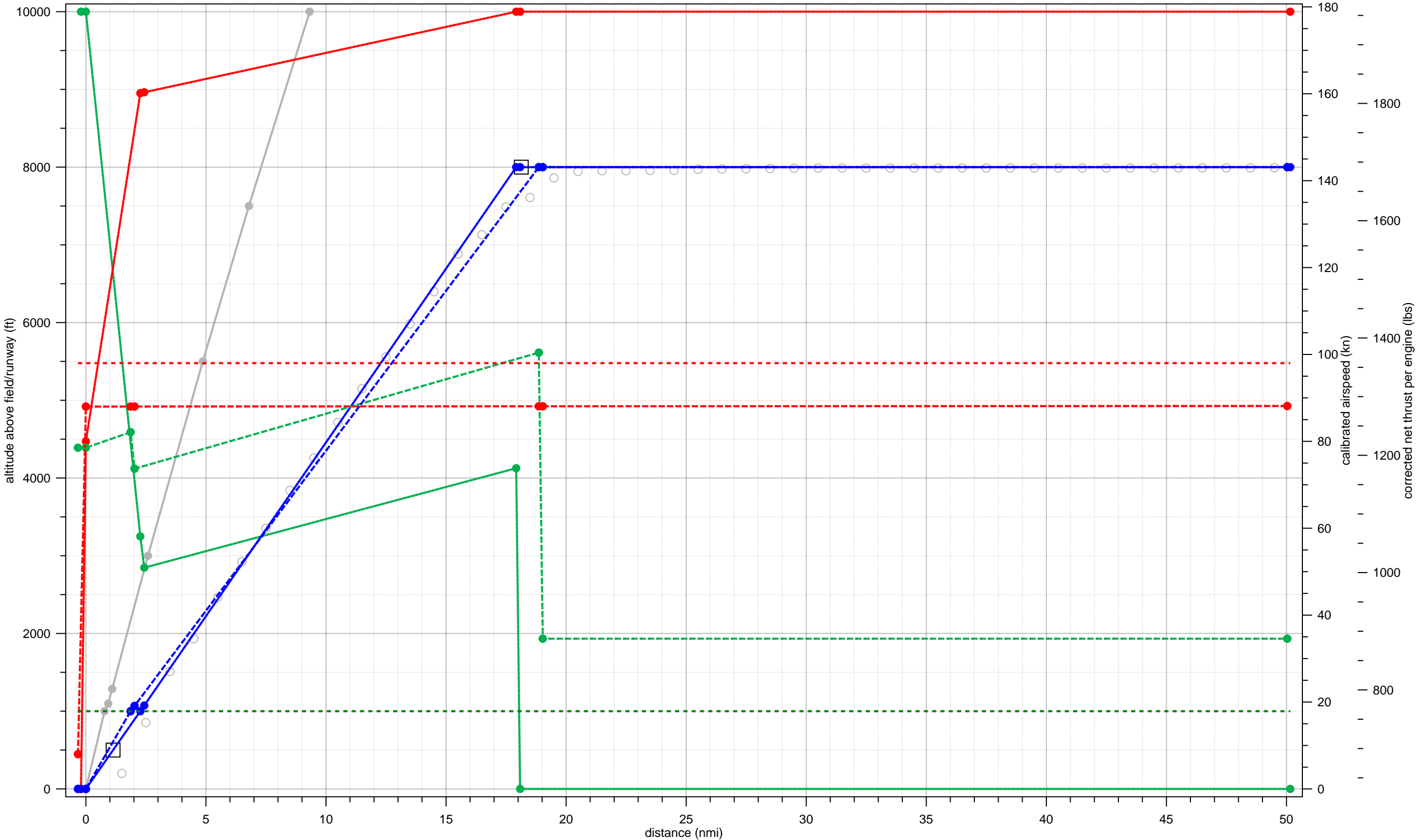
Legend									
StdD1	SimpleTargets	RawTargets	StdThr,StdWgt:FitThr	StdThr,StdWgt:FitSpd	StdThr,StdWgt:FitAlt	T-24,C-24,StdWgt:FitThr	T-24,C-24,StdWgt:FitSpd	T-24,C-24,StdWgt:FitAlt	MaxMtoThrustAlt
T-24,C-24,StdWgt:FitSpd	T-24,C-24,StdWgt:FitAlt	T-24,C-24,W+0%;FitThr	T-24,C-24,W+0%;FitSpd	T-24,C-24,W+0%;FitAlt	maxCAS				

CNA441 fit to 58-D-E120-ST-1-8000-30to39-15to24 (Standard Weight = 98%)

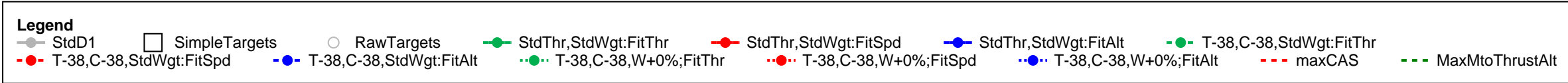
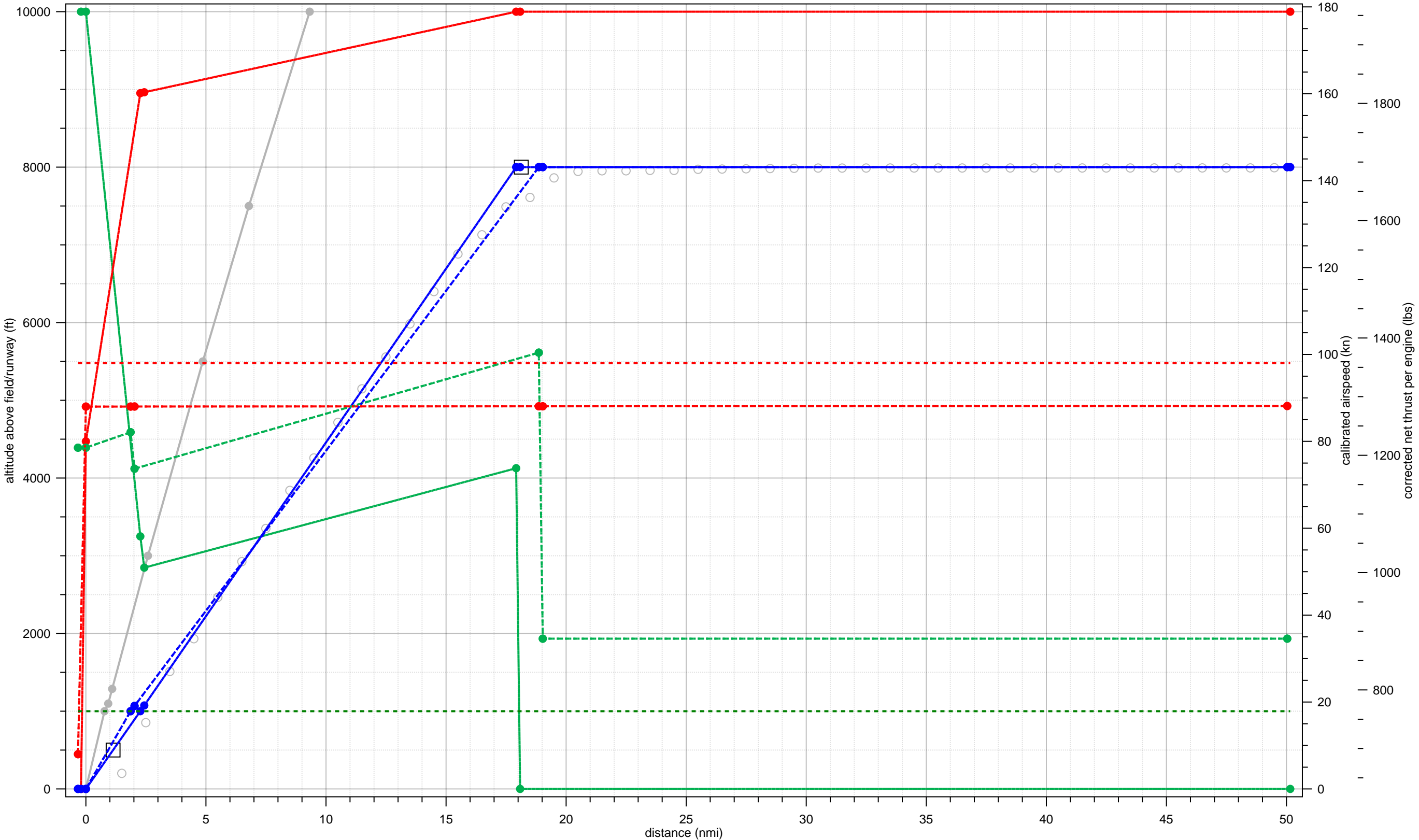


Legend									
StdD1	SimpleTargets	RawTargets	StdThr,StdWgt:FitThr	StdThr,StdWgt:FitSpd	StdThr,StdWgt:FitAlt	T-40,C-40,StdWgt:FitThr	T-40,C-40,StdWgt:FitSpd	T-40,C-40,StdWgt:FitAlt	T-40,C-40,W+2%;FitThr
T-40,C-40,StdWgt:FitSpd	T-40,C-40,StdWgt:FitAlt	T-40,C-40,W+2%;FitThr	T-40,C-40,W+2%;FitSpd	T-40,C-40,W+2%;FitAlt	maxCAS	MaxMtoThrustAlt			

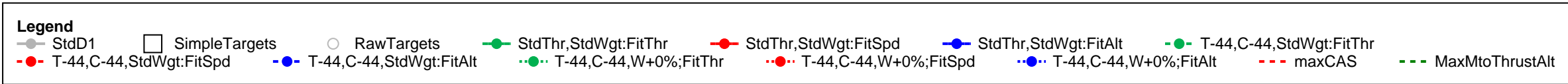
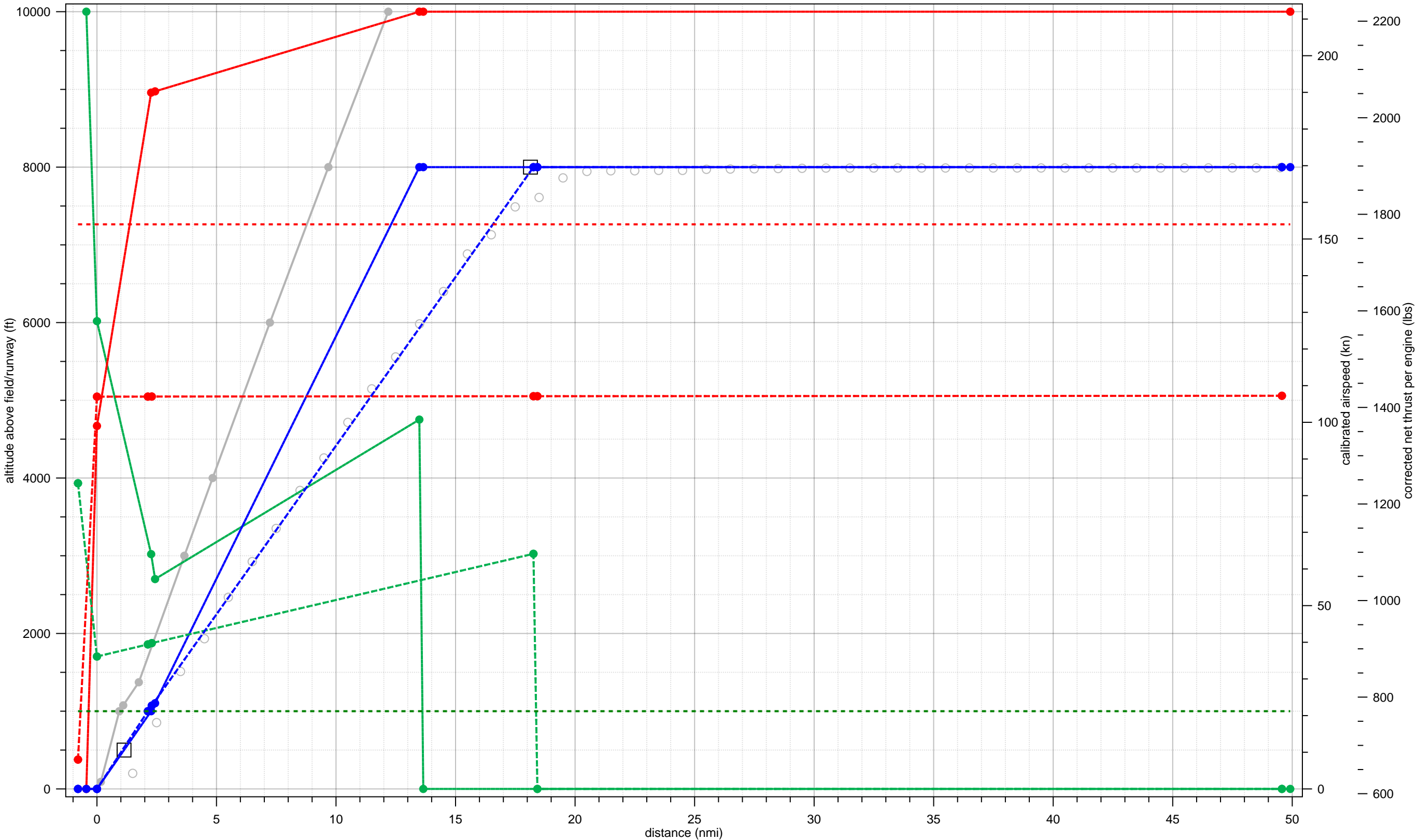
DHC6 fit to 58-D-E120-ST-1-8000-30to39-15to24 (Standard Weight = 100%)



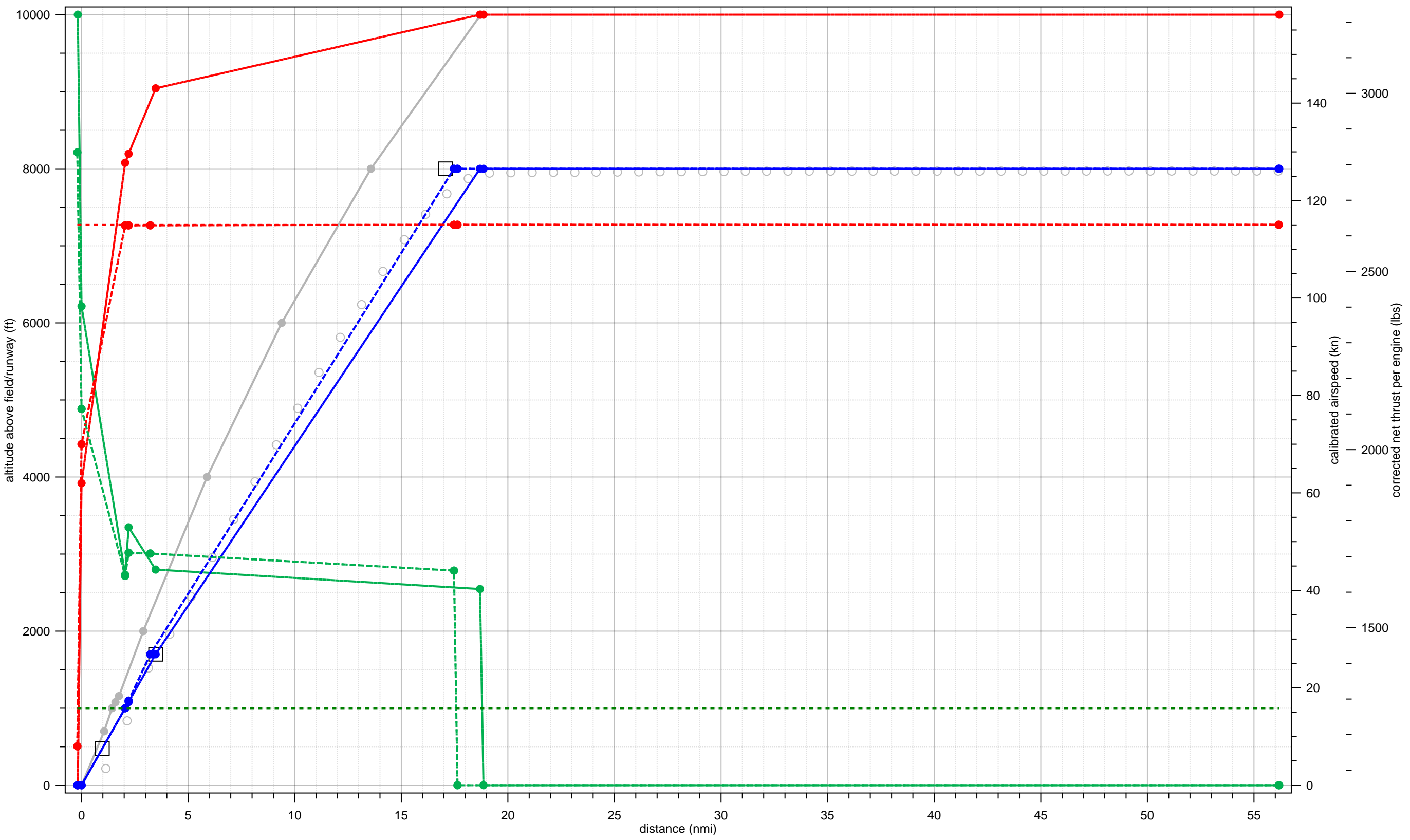
DHC6QP fit to 58-D-E120-ST-1-8000-30to39-15to24 (Standard Weight = 100%)



PA42 fit to 58-D-E120-ST-1-8000-30to39-15to24 (Standard Weight = 100%)



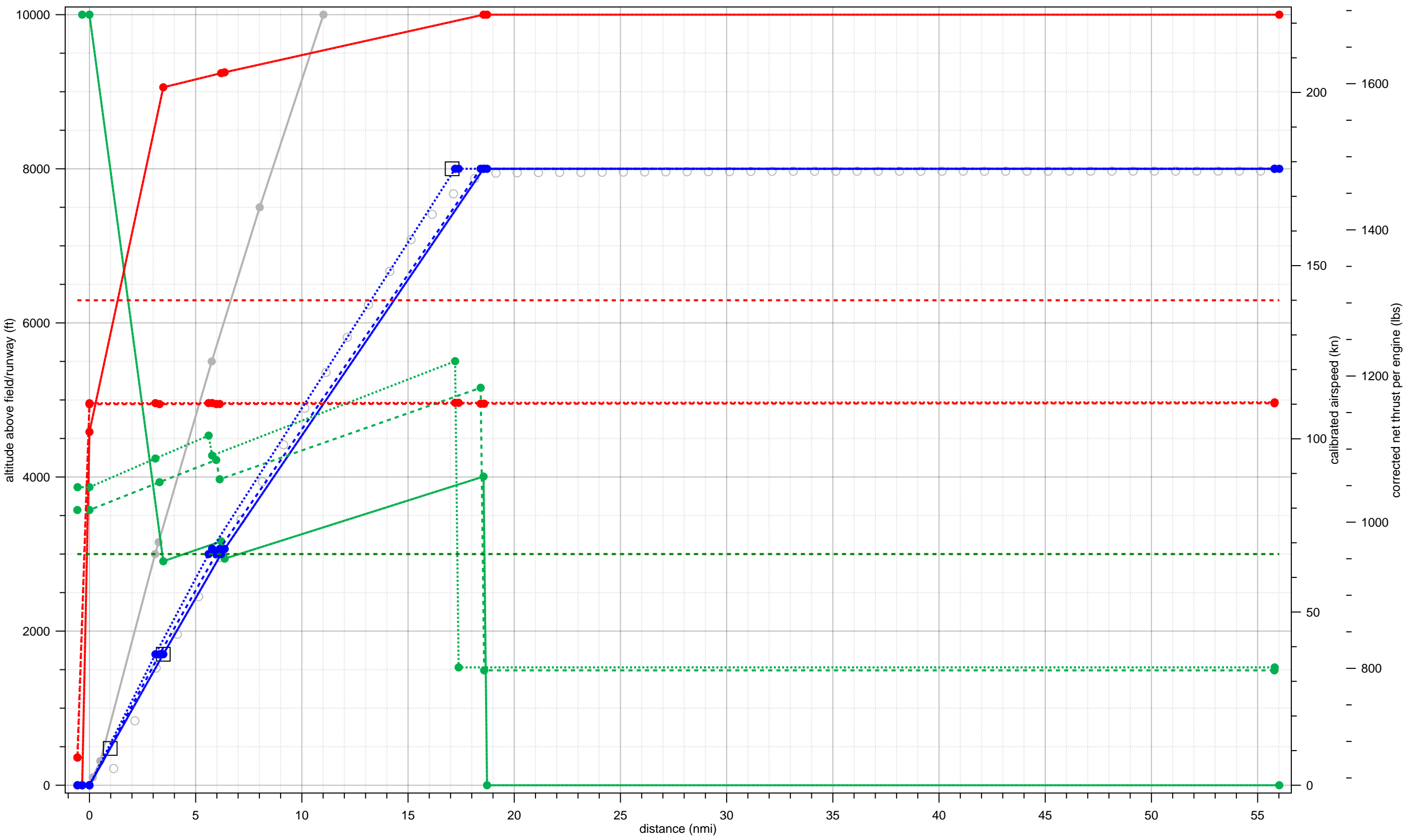
CNA208 fit to 59-D-E120-ST-1-8000-40to49-15to24 (Standard Weight = 100%)



Legend

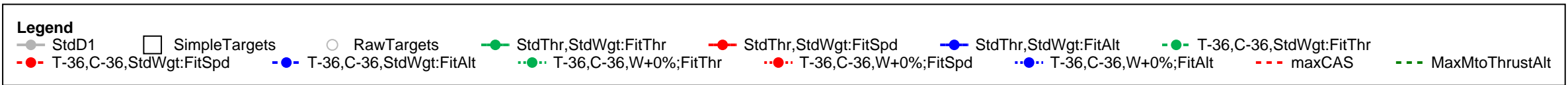
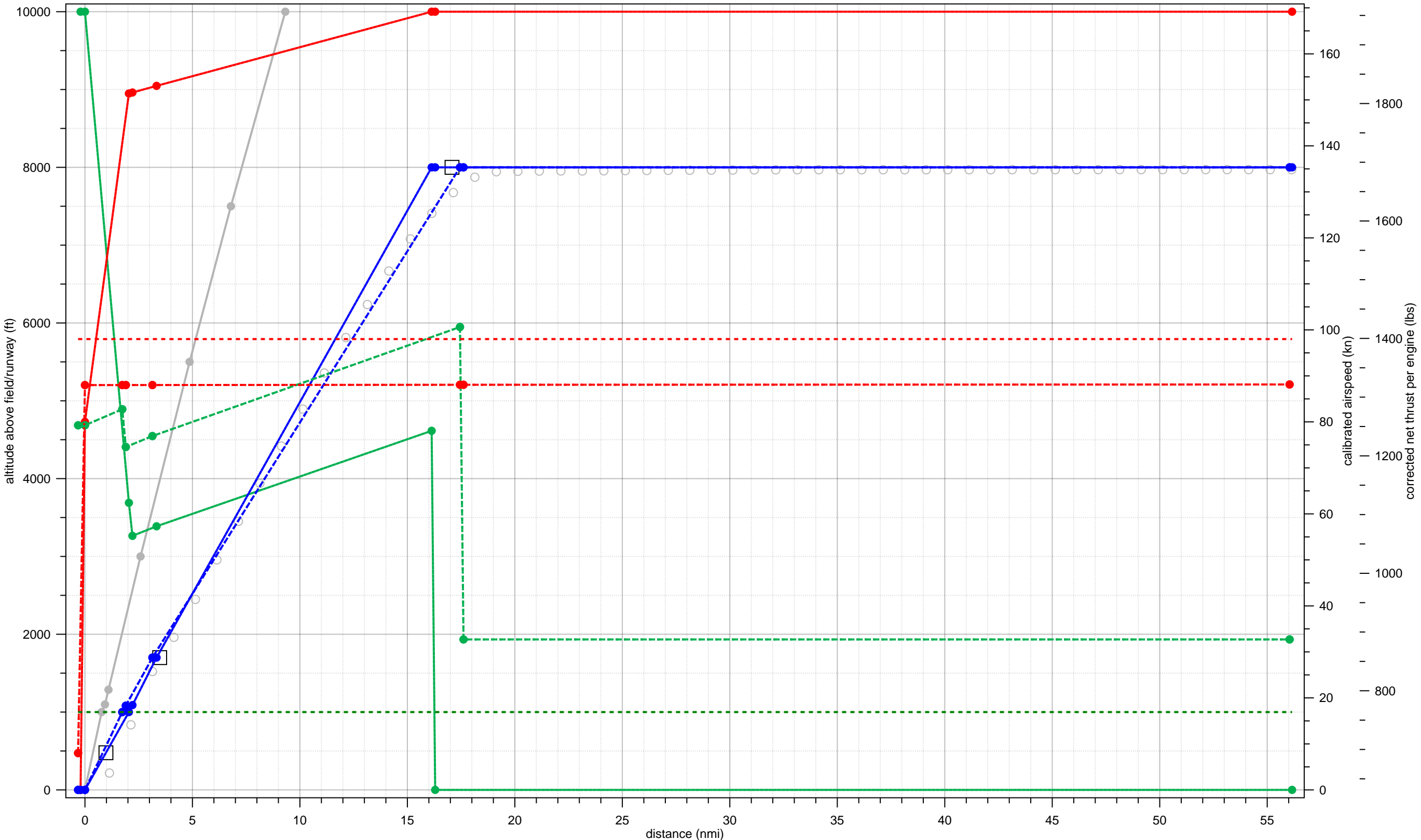
- StdD1 (Grey line with dots)
- SimpleTargets (White box)
- RawTargets (Open circle)
- StdThr, StdWgt: FitThr (Solid green line with dots)
- StdThr, StdWgt: FitSpd (Solid red line with dots)
- StdThr, StdWgt: FitAlt (Solid blue line with dots)
- T-12, C-12, StdWgt: FitThr (Dashed green line with dots)
- T-12, C-12, StdWgt: FitSpd (Dashed red line with dots)
- T-12, C-12, StdWgt: FitAlt (Dashed blue line with dots)
- T-12, C-12, W+0%: FitThr (Dotted green line with dots)
- T-12, C-12, W+0%: FitSpd (Dotted red line with dots)
- T-12, C-12, W+0%: FitAlt (Dotted blue line with dots)
- maxCAS (Dashed red line)
- MaxMtoThrustAlt (Dashed green line)

CNA441 fit to 59-D-E120-ST-1-8000-40to49-15to24 (Standard Weight = 98%)

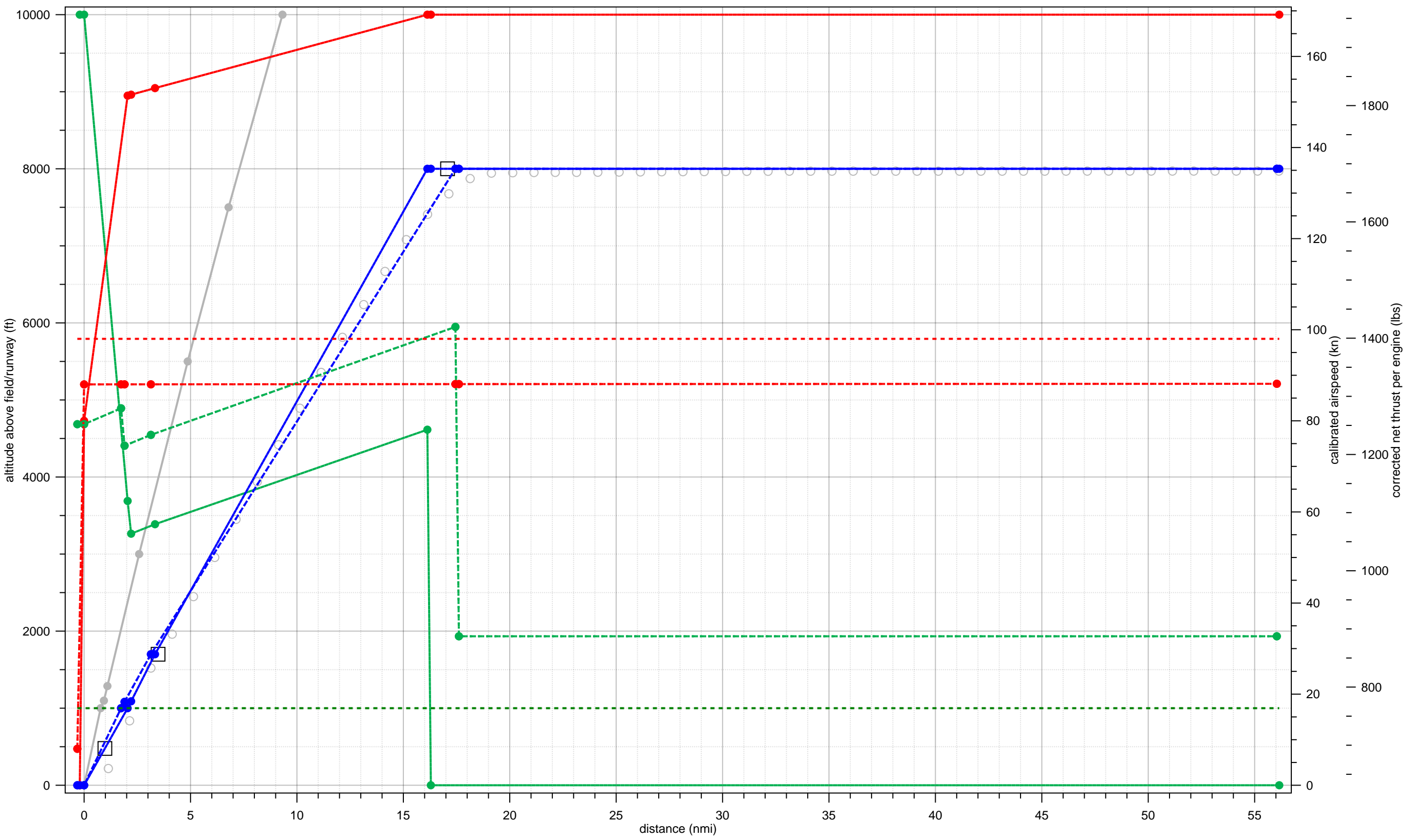


Legend													
StdD1	SimpleTargets	RawTargets	StdThr,StdWgt:FitThr	StdThr,StdWgt:FitSpd	StdThr,StdWgt:FitAlt	T-40,C-40,StdWgt:FitThr	T-40,C-40,StdWgt:FitSpd	T-40,C-40,StdWgt:FitAlt	T-38,C-38,W+2%;FitThr	T-38,C-38,W+2%;FitSpd	T-38,C-38,W+2%;FitAlt	maxCAS	MaxMtoThrustAlt

DHC6 fit to 59-D-E120-ST-1-8000-40to49-15to24 (Standard Weight = 100%)

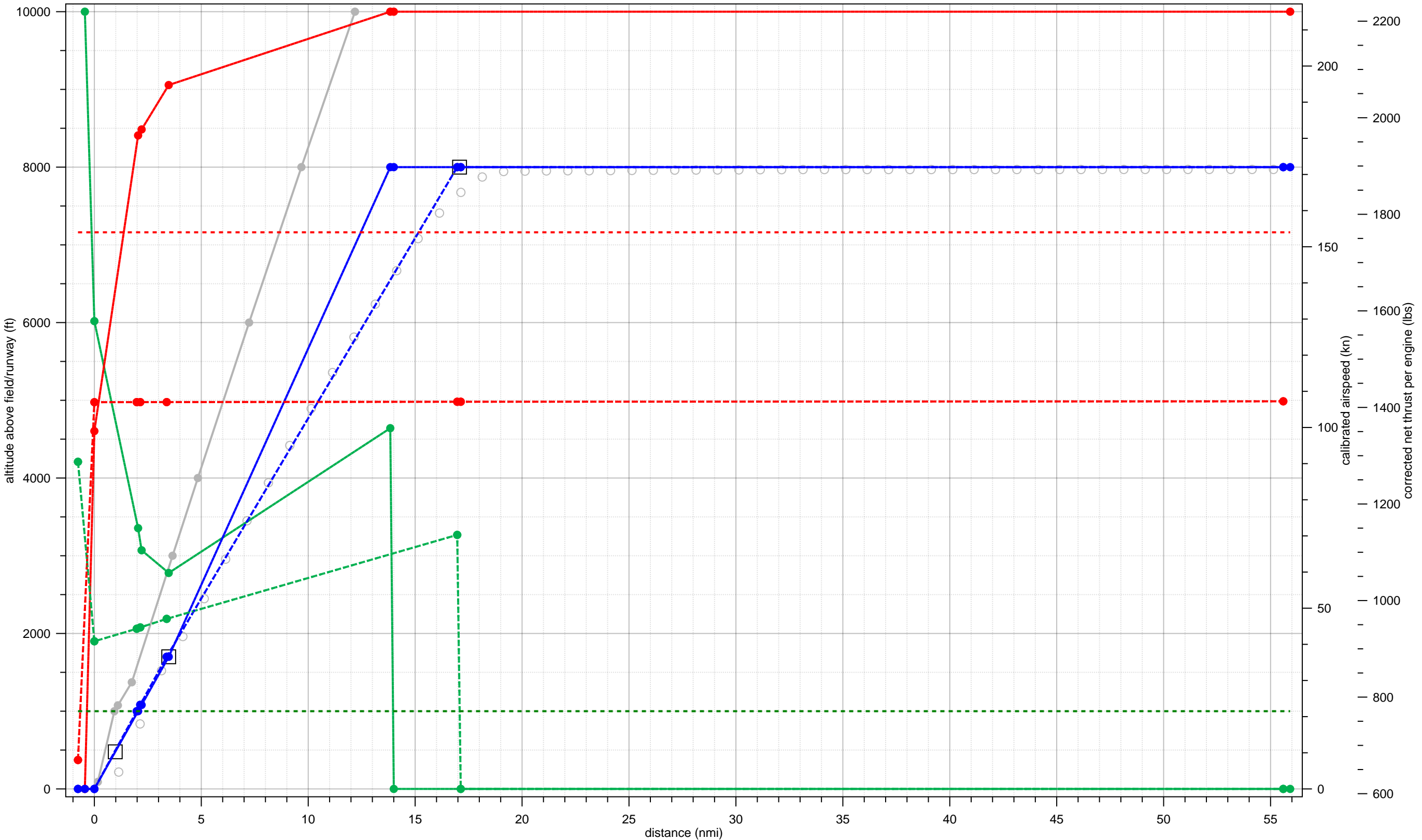


DHC6QP fit to 59-D-E120-ST-1-8000-40to49-15to24 (Standard Weight = 100%)



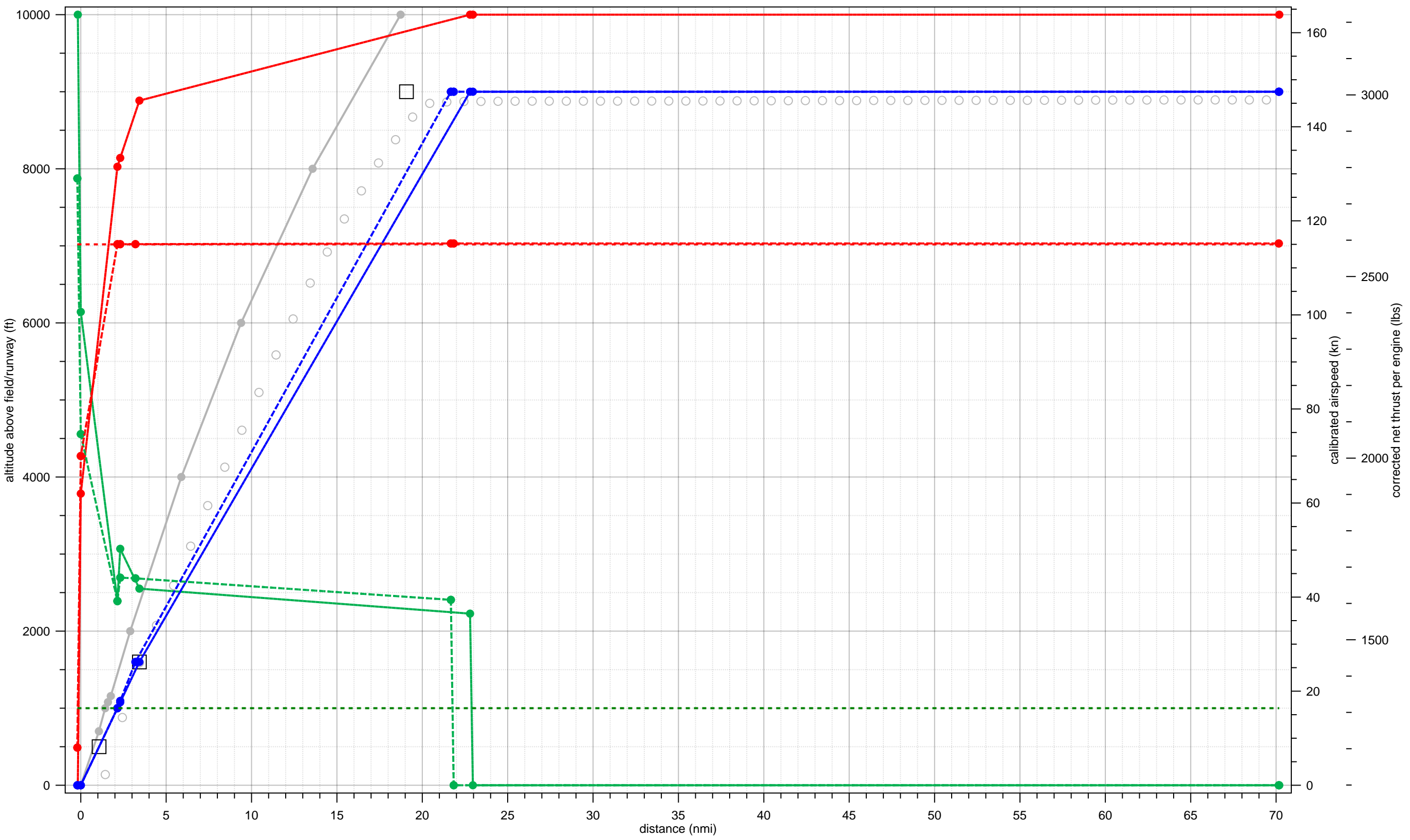
Legend									
StdD1	SimpleTargets	RawTargets	StdThr,StdWgt:FitThr	StdThr,StdWgt:FitSpd	StdThr,StdWgt:FitAlt	T-36,C-36,StdWgt:FitThr	T-36,C-36,StdWgt:FitSpd	T-36,C-36,StdWgt:FitAlt	MaxMtoThrustAlt
T-36,C-36,StdWgt:FitSpd	T-36,C-36,StdWgt:FitAlt	T-36,C-36,W+0%;FitThr	T-36,C-36,W+0%;FitSpd	T-36,C-36,W+0%;FitAlt	maxCAS				

PA42 fit to 59-D-E120-ST-1-8000-40to49-15to24 (Standard Weight = 100%)



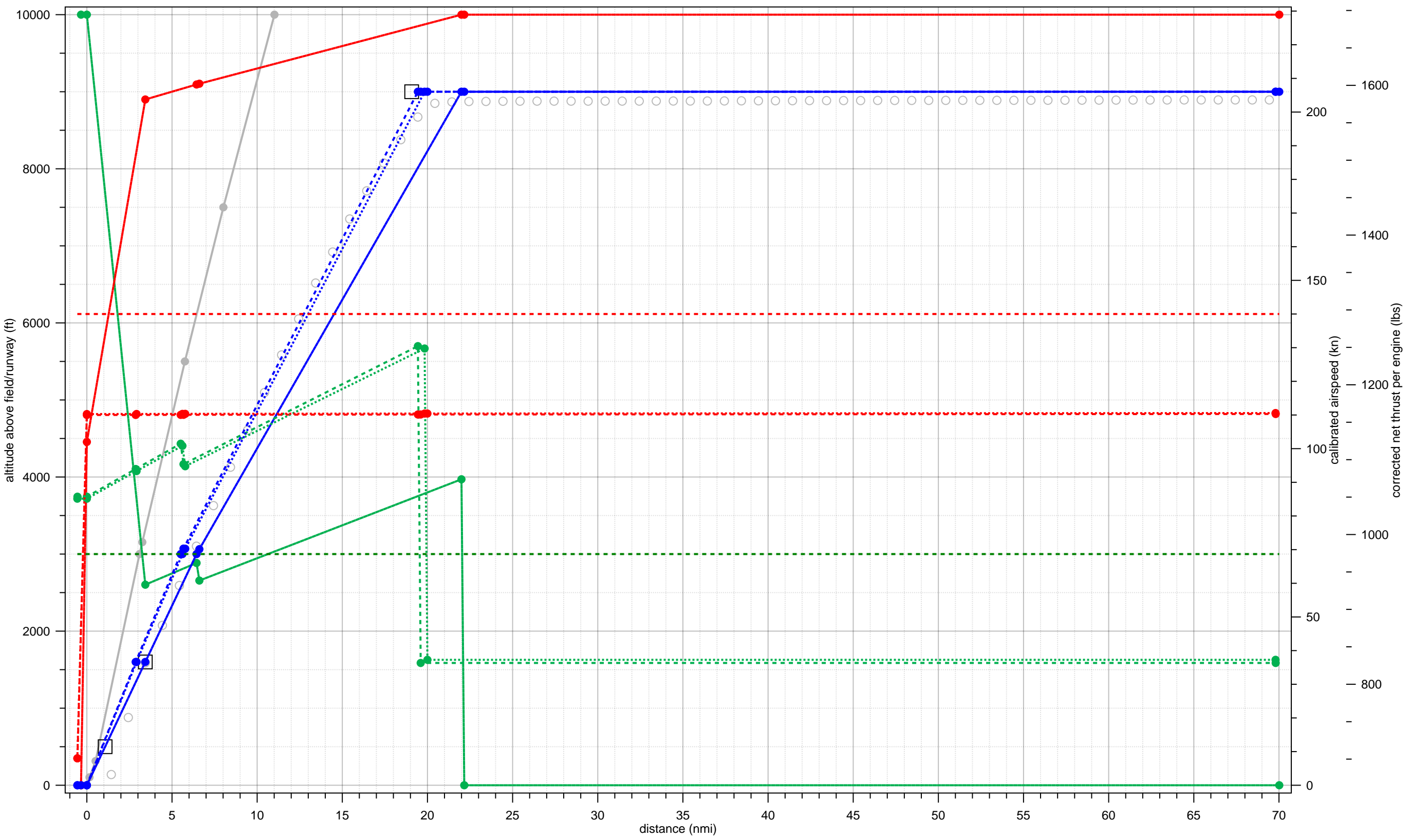
Legend										
StdD1	SimpleTargets	RawTargets	StdThr,StdWgt:FitThr	StdThr,StdWgt:FitSpd	StdThr,StdWgt:FitAlt	T-42,C-42,StdWgt:FitThr	T-42,C-42,StdWgt:FitSpd	T-42,C-42,StdWgt:FitAlt	maxCAS	MaxMtoThrustAlt
T-42,C-42,StdWgt:FitSpd	T-42,C-42,StdWgt:FitAlt	T-42,C-42,W+0%;FitThr	T-42,C-42,W+0%;FitSpd	T-42,C-42,W+0%;FitAlt						

CNA208 fit to 60-D-E120-ST-1-9000-50to59-15to24 (Standard Weight = 100%)



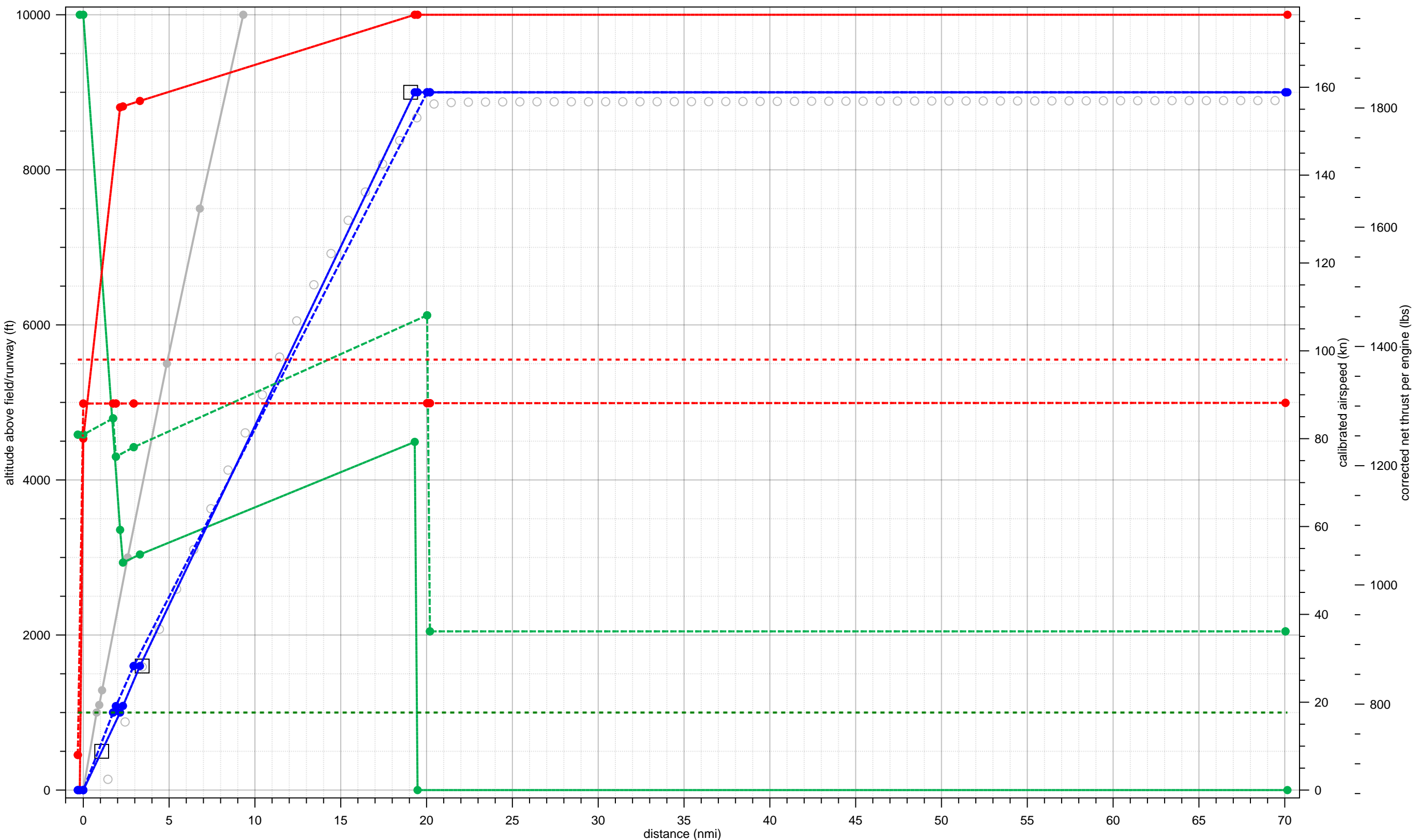
Legend													
—●— StdD1	□ SimpleTargets	○ RawTargets	—●— StdThr, StdWgt:FitThr	—●— StdThr, StdWgt:FitSpd	—●— StdThr, StdWgt:FitAlt	—●— T-14, C-14, StdWgt:FitThr	—●— T-14, C-14, StdWgt:FitSpd	—●— T-14, C-14, StdWgt:FitAlt	—●— T-14, C-14, W+0%;FitThr	—●— T-14, C-14, W+0%;FitSpd	—●— T-14, C-14, W+0%;FitAlt	—●— maxCAS	—●— MaxMtoThrustAlt

CNA441 fit to 60-D-E120-ST-1-9000-50to59-15to24 (Standard Weight = 98%)



Legend										
—●— StdD1	□ SimpleTargets	○ RawTargets	—●— StdThr, StdWgt: FitThr	—●— StdThr, StdWgt: FitSpd	—●— StdThr, StdWgt: FitAlt	—●— T-38, C-38, StdWgt: FitThr				
—●— T-38, C-38, StdWgt: FitSpd	—●— T-38, C-38, StdWgt: FitAlt	—●— T-38, C-38, W+2%; FitThr	—●— T-38, C-38, W+2%; FitSpd	—●— T-38, C-38, W+2%; FitAlt	--- maxCAS	--- MaxMtoThrustAlt				

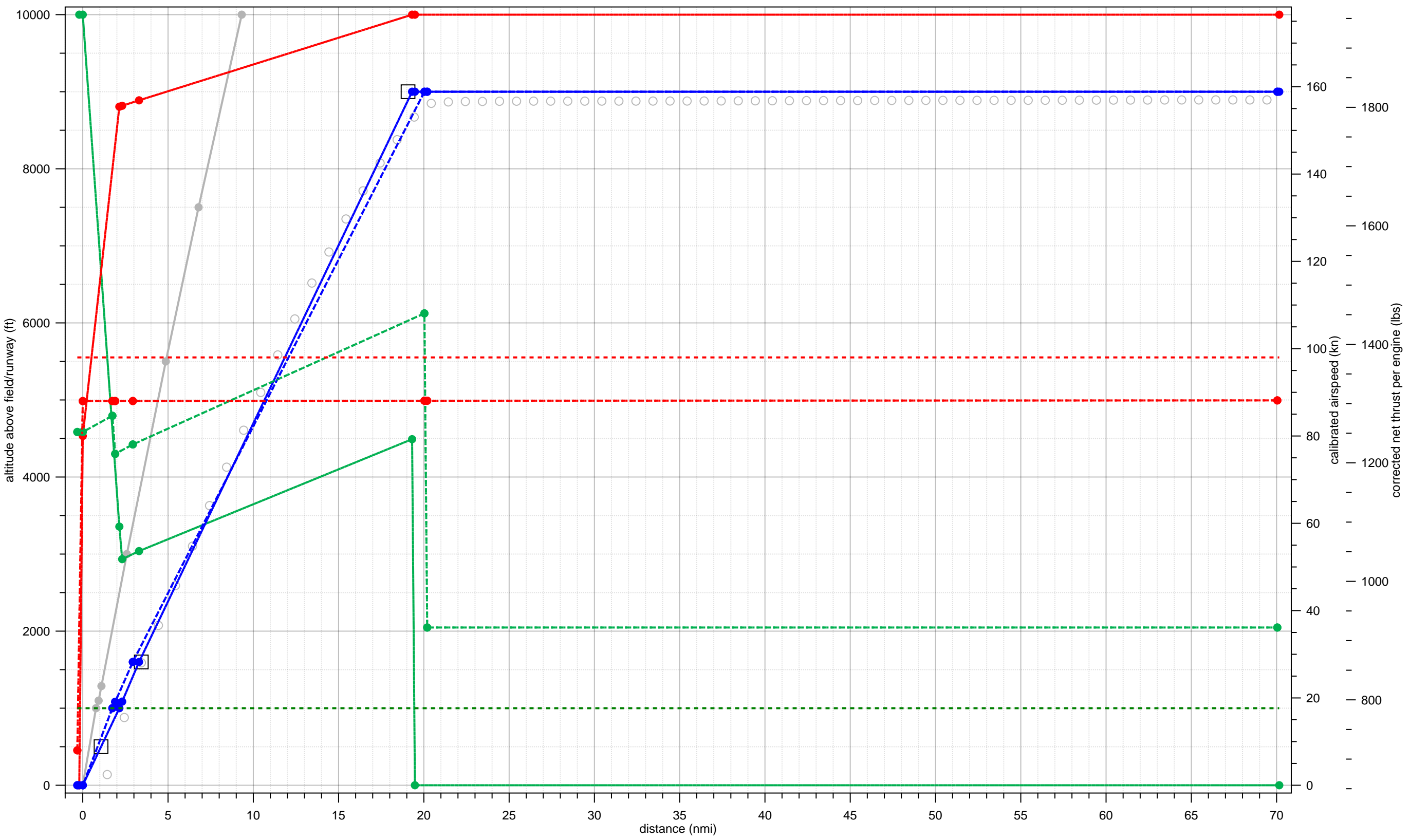
DHC6 fit to 60-D-E120-ST-1-9000-50to59-15to24 (Standard Weight = 100%)



Legend

- StdD1 (grey solid line with circles)
- SimpleTargets (white square)
- RawTargets (white circle)
- StdThr,StdWgt:FitThr (green solid line with circles)
- StdThr,StdWgt:FitSpd (red solid line with circles)
- StdThr,StdWgt:FitAlt (blue solid line with circles)
- T-36,C-36,StdWgt:FitThr (green dashed line with circles)
- T-36,C-36,W+0%;FitThr (green dashed line with circles)
- T-36,C-36,W+0%;FitSpd (red dashed line with circles)
- T-36,C-36,W+0%;FitAlt (blue dashed line with circles)
- maxCAS (red dashed horizontal line)
- MaxMtoThrustAlt (green dashed horizontal line)

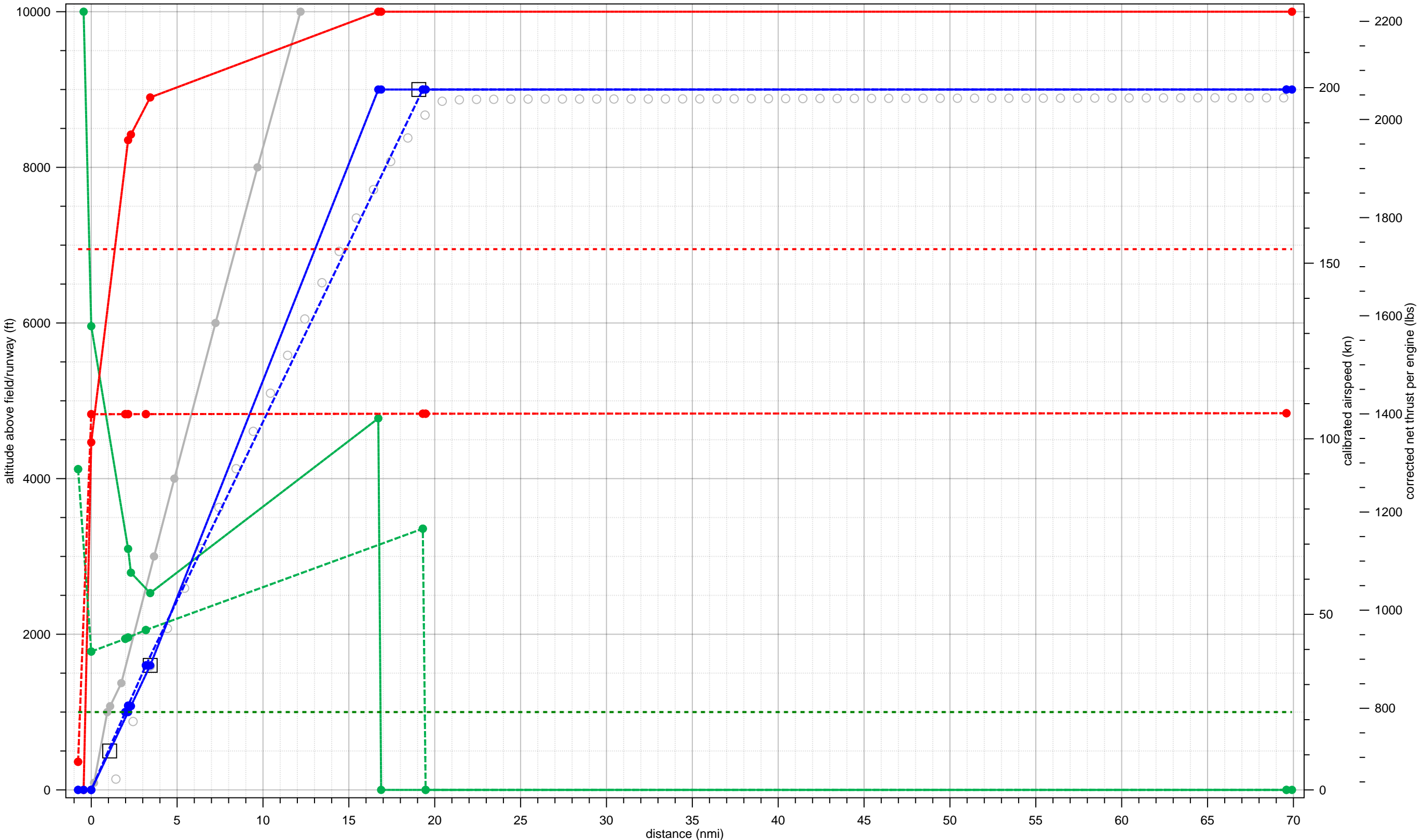
DHC6QP fit to 60-D-E120-ST-1-9000-50to59-15to24 (Standard Weight = 100%)



Legend

- StdD1 (Grey line with circles)
- SimpleTargets (White square)
- RawTargets (White circle)
- StdThr,StdWgt:FitThr (Green line with circles)
- StdThr,StdWgt:FitSpd (Red line with circles)
- StdThr,StdWgt:FitAlt (Blue line with circles)
- T-36,C-36,StdWgt:FitThr (Green dashed line with circles)
- T-36,C-36,W+0%;FitThr (Green dash-dot line with circles)
- maxCAS (Red dashed line)
- MaxMtoThrustAlt (Green dashed line)
- T-36,C-36,StdWgt:FitSpd (Red dash-dot line with circles)
- T-36,C-36,W+0%;FitSpd (Red dotted line with circles)
- T-36,C-36,W+0%;FitAlt (Blue dash-dot line with circles)

PA42 fit to 60-D-E120-ST-1-9000-50to59-15to24 (Standard Weight = 100%)



Legend											
StdD1	SimpleTargets	RawTargets	StdThr,StdWgt:FitThr	StdThr,StdWgt:FitSpd	StdThr,StdWgt:FitAlt	T-42,C-42,StdWgt:FitThr	T-42,C-42,W+0%;FitThr	T-42,C-42,W+0%;FitSpd	T-42,C-42,W+0%;FitAlt	maxCAS	MaxMtoThrustAlt