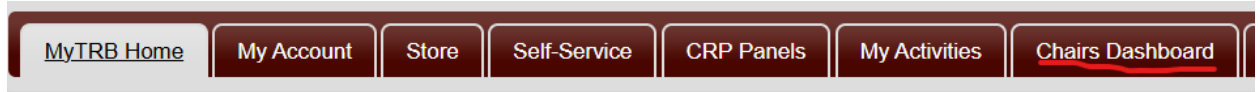


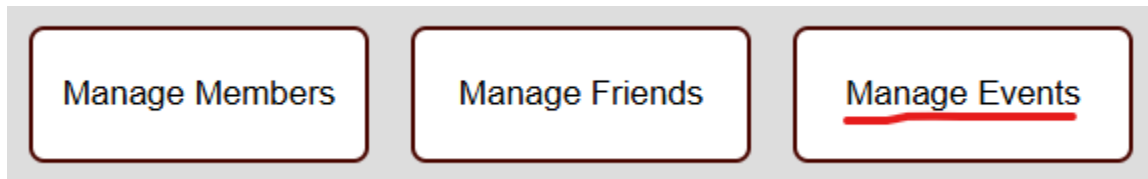
# Viewing Annual Meeting Events in MyTRB: A Guide for Chairs

Last edited by Gareth Driver 6/9/2026

1. Log in to <https://www.mytrb.org/>. If you need assistance, email [mytrb@nas.edu](mailto:mytrb@nas.edu).
2. Click the tab labelled Chairs Dashboard.




3. Click the button labelled Manage Events.

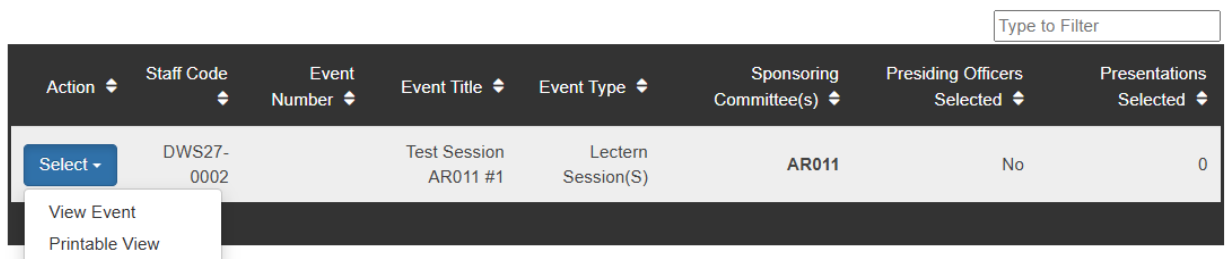


4. The Events page will then load.
5. If you are the chair of more than one committee, you may switch the active committee by using the drop-down menu.

AR011 - Standing Technical Committee on Regional Intercity Passenger Rail Transportation



6. Scroll down to the bottom of the window to see a listing of all events for your committee. If there are many events, use the box marked Type to Filter to search.
7. Use the blue Select button to select either View Event or Printable View.



A table with columns: Action, Staff Code, Event Number, Event Title, Event Type, Sponsoring Committee(s), Presiding Officers Selected, and Presentations Selected. A 'Type to Filter' box is in the top right. A blue 'Select' button is over the first row, with a dropdown menu showing 'View Event' and 'Printable View'.

Action	Staff Code	Event Number	Event Title	Event Type	Sponsoring Committee(s)	Presiding Officers Selected	Presentations Selected
Select	DWS27-0002		Test Session AR011 #1	Lectern Session(S)	AR011	No	0